



## Durham Dynamos



## Surrey Lions



Norwich Union Division Two – Saturday, May 6th at Riverside Ground  
Live on Sky Sports 3 from 1pm

### Preview

**D**urham Dynamos will be looking to bounce back from their narrow defeat at the hands of Nottinghamshire Outlaws when they come up against Surrey Lions at the Riverside. Dynamos slipped to a four-wicket defeat from the penultimate ball of the innings last time out, and they will have their work cut out against the star-studded Lions. Adam Hoolioake's side opened up with a 10-run triumph over Glamorgan Dragons and are certain to want to climb out of the lower tier of the Norwich Union National League. With players such as Hoolioake and his younger brother Ben, Graham Thorpe, Alex Tudor and Ally Brown at their disposal, they certainly have the talent to achieve that goal. Wicketkeeper and batsman Alec Stewart is the only Surrey player to have been contracted to the England camp this season, so the Lions' squad is unlikely to suffer the level of depletion which has normally occurred over recent years.

### Last three one-day league meetings

13th September 1998

Riverside: Dynamos 0 pts lost to Lions 4 pts by 101 runs

Lions 237 for 6 (40 overs) (M.A.Butcher 85\*, A.J.Stewart 58);  
Dynamos 136 (32.1 overs) (I.D.K.Salisbury 3-15)

18th April 1999

Riverside: Dynamos 0 pts lost to Lions 4 pts by 2 runs

Lions 175 for 7 (26 overs) (N.C.Phillips 3-30);  
Dynamos 186 (25.4 overs) (D.C.Boon 55)

29th Aug 1999

The Oval: Lions 4 pts beat Dynamos 0 pts by 2 runs

Lions 221 for 7 (45 overs) (G.P.Thorpe 84);  
Dynamos 219 for 8 (44 overs) (M.P.Speight 60, I.E.Bishop 4-34)

### Dynamos' top score in National Cricket League

281-2 v Scorpions Durham 1993

### Dynamos' lowest score in National Cricket League

99 v Bears Birmingham 1996

### Lions' top score in National Cricket League

375-4 v Phoenix Scarborough 1994

### Lions' lowest score in National Cricket League

64 v Royals Worcester 1978



### 1999 National Cricket League Batting averages

Name	M	I	NO	Runs	HS	Avg
J.J.B.Lewis	16	15	3	455	85	37.91
N.J.Speak	8	6	1	159	53	31.80
S.Chapman	1	1	0	30	30	30.00
D.C.Boon	13	12	0	334	66	27.83
J.A.Daley	12	11	0	294	90	26.72
M.P.Speight	14	13	1	302	60	25.16
P.D.Collingwood	15	14	1	316	86	24.30
J.E.Morris	9	9	0	175	41	19.44
A.Pratt	2	2	0	29	26	14.50
M.M.Betts	12	9	3	73	15	12.16
J.Wood	14	9	4	60	16	12.00
S.M.Ali	2	2	0	19	17	9.50
N.C.Phillips	16	14	2	109	19*	9.08
M.A.Gough	3	2	0	16	16	8.00
M.J.Symington	3	2	0	13	10	6.50
R.Robinson	9	8	0	52	33	6.50
N.Killeen	13	8	2	36	11	6.00
I.D.Hunter	4	2	0	7	4	3.50
S.J.E.Brown	4	2	0	4	4	2.00
M.J.Foster	1	1	0	2	2	2.00
S.J.Harmison	5	3	3	5	4*	-

### Bowling averages

Name	O	M	R	Wkts	Avg	Best
M.J.Foster	4	0	33	2	16.50	2-33
S.Chapman	5	0	22	1	22.00	1-22
N.C.Phillips	124.5	1	599	22	27.22	4-13
M.M.Betts	90.3	2	482	15	32.13	4-39
J.Wood	106	5	487	15	32.46	3-43
I.D.Hunter	32.1	1	132	4	33.00	2-34
N.Killeen	99.4	14	405	11	36.81	3-38
R.Robinson	42	1	214	4	53.50	2-22
S.J.Harmison	35	2	176	3	58.66	2-40
P.D.Collingwood	23	1	131	2	65.50	1-2
S.J.E.Brown	26	3	138	2	69.00	1-30
M.J.Symington	26	0	163	2	81.50	1-39
M.A.Gough	7	0	45	0	-	-

### Fastest Scorers

(runs per 100 balls)

M.Symington	100.00
J.Wood	93.75
M.P.Speight	88.04
J.E.Morris	80.27
D.C.Boon	75.05
N.Killeen	75.00

### Wicket Takers

N.C.Phillips	22
M.M.Betts	15
J.Wood	15
N.Killeen	11
I.D.Hunter	4
R.Robinson	4
S.J.Harmison	3

### Leading Scorers

J.J.B.Lewis	455
D.C.Boon	334
P.D.Collingwood	316
M.P.Speight	302
J.A.Daley	294
J.E.Morris	175

### Sticky Fingers

(catches)

P.D.Collingwood	8
J.Wood	6
N.C.Phillips	5
J.A.Daley	3
D.C.Boon	3
S.J.E.Brown	2

### 1999 National Cricket League Batting averages

Name	M	I	NO	Runs	HS	Avg
G.P.Thorpe	8	8	0	364	84	45.50
G.P.Butcher	6	6	2	119	34*	29.75
A.J.Stewart	8	8	0	231	76	28.87
M.A.Butcher	12	12	0	323	44	26.91
A.D.Brown	15	15	0	403	105	26.86
I.J.Ward	15	15	2	332	80	25.53
D.J.Bicknell	6	6	1	123	62	24.60
N.Shahid	1	1	0	24	24	24.00
I.E.Bishop	8	6	5	23	15*	23.00
B.C.Hoolioake	11	11	0	244	48	22.18
J.D.Ratcliffe	9	9	1	159	59	19.87
J.E.Benjamin	5	3	2	19	16*	19.00
A.J.Hoolioake	12	12	0	226	45	18.83
A.J.Tudor	6	6	1	55	28	11.00
J.N.Batty	11	9	1	72	19	9.00
G.J.Batty	5	5	1	34	23	8.50
M.P.Bicknell	9	9	4	33	16	6.60
I.D.K.Salisbury	10	9	0	57	19	6.33
Saqlain Mushtaq	3	3	1	9	5*	4.50
D.M.Cousins	3	2	1	2	1*	2.00
C.G.Greenidge	2	1	1	2	2*	-

### Bowling averages

Name	O	M	R	Wkts	Avg	Best
Saqlain Mushtaq	23	3	80	4	20.00	2-28
M.P.Bicknell	68	7	304	15	20.26	7-30
J.E.Benjamin	32	3	154	7	22.00	2-33
I.E.Bishop	64.1	7	243	11	22.09	4-34
B.C.Hoolioake	66	4	293	12	24.41	3-31
A.J.Hoolioake	53.2	5	300	11	27.27	3-47
A.J.Tudor	43.2	2	222	8	27.75	2-26
D.M.Cousins	27	0	125	4	31.25	2-38
A.D.Brown	25.5	0	141	3	47.00	1-20
J.D.Ratcliffe	40	0	169	3	56.33	1-17
M.A.Butcher	30	3	142	2	71.00	1-7
G.J.Batty	32	1	162	2	81.00	1-33
I.D.K.Salisbury	58.2	0	297	3	99.00	1-25
G.P.Butcher	13.3	0	103	1	103.00	1-27
N.Shahid	1	0	9	0	-	-
I.J.Ward	3	0	18	0	-	-
C.G.Greenidge	11	0	71	0	-	-

### Fastest Scorers

(runs per 100 balls)

J.E.Benjamin	158.33
I.E.Bishop	127.77
N.Shahid	120.00
I.D.K.Salisbury	111.76
A.D.Brown	92.21

### Wicket Takers

M.P.Bicknell	15
B.C.Hoolioake	12
I.E.Bishop	11
A.J.Hoolioake	11
A.J.Tudor	8
J.E.Benjamin	7

### Leading Scorers

A.D.Brown	403
G.P.Thorpe	364
I.J.Ward	332
M.A.Butcher	323
B.C.Hoolioake	244
A.J.Stewart	231

### Sticky Fingers

(catches)

A.D.Brown	7
M.A.Butcher	4
B.C.Hoolioake	3
I.J.Ward	3
G.P.Thorpe	2



## Lancashire Lightning v Leicestershire Foxes

Norwich Union Division One – Sunday, May 7th at Old Trafford



### Preview

Lancashire Lightning will be eager to finally begin the defence of their Norwich Union National League Division One crown when they take on Leicestershire Foxes at Old Trafford. Lightning's first game of the season against Kent Spitfires at Canterbury was washed out without a ball being bowled and they will be hoping for clear skies over Manchester. All-rounder Andrew Flintoff and spinner Chris Schofield should get the chance to demonstrate the form that has earned England contracts. The Foxes will hope that young batting star Darren Stevens can continue where he left off after the first round of county championship matches. Foxes' first National League match against Sussex Sharks ended in a tie as they clawed their way back into the match by taking six wickets for just 30 runs in less than six overs.

### 1999 National Cricket League Batting averages

Name	M	I	NO	Runs	HS	Avg
B.F.Smith	12	12	1	369	74	33.54
P.A.Nixon	15	14	4	325	96*	32.50
D.I.Stevens	10	10	0	270	82	27.00
D.L.Maddy	14	14	1	349	89*	26.84
C.C.Lewis	9	9	1	214	116*	26.75
A.Habib	13	13	3	238	42	23.80
J.M.Dakin	15	12	2	236	41	23.60
D.J.Millns	2	2	1	22	13	22.00
M.S.Kasprowicz	13	9	2	133	38	19.00
D.Williamson	10	9	1	121	39	15.12
V.J.Wells	13	13	0	195	43	15.00
I.J.Sutcliffe	9	9	0	105	40	11.66
T.J.Mason	10	6	2	30	21*	7.50
J.Ormond	8	5	2	22	11*	7.33
A.D.Mullally	5	3	1	11	9	5.50
P.E.Robinson	1	1	0	1	1	1.00
M.T.Brimson	4	3	1	2	2	1.00
S.A.J.Boswell	2	1	1	0	0*	-

### 1999 National Cricket League Batting averages

Name	M	I	NO	Runs	HS	Avg
M.A.Atherton	7	6	2	244	95*	61.00
N.H.Fairbrother	12	11	5	278	66*	46.33
J.P.Crawley	14	13	2	483	85*	43.90
A.Flinton	11	10	1	338	143	37.55
G.D.Lloyd	14	11	5	183	55*	30.50
R.J.Green	2	2	1	28	14*	28.00
P.C.McKeown	3	3	0	64	48	21.33
W.K.Hegg	14	8	3	101	30*	20.20
M.J.Chilton	7	7	0	141	44	20.14
M.Watkinson	11	10	0	194	49	19.40
G.Yates	7	3	1	34	22*	17.00
C.P.Schofield	2	2	0	33	28	16.50
M.E.Harvey	1	1	0	15	15	15.00
I.D.Austin	12	3	1	21	10	10.50
G.Chapple	12	3	0	24	12	8.00
P.J.Martin	14	4	0	22	12	5.50
M.P.Smethurst	4	2	0	1	1	0.50
M.Muralitharan	7	1	1	13	13*	-

### Bowling averages

Name	O	M	R	Wkts	Avg	Best
C.P.Schofield	9	0	32	2	16.00	2-32
M.J.Chilton	11	0	65	4	16.25	3-41
A.Flinton	67	5	287	17	16.88	4-24
M.Muralitharan	56.2	12	188	10	18.80	3-12
I.D.Austin	96.3	18	288	15	19.20	4-15
M.Watkinson	53	5	187	9	20.77	3-25
M.P.Smethurst	19.2	0	111	5	22.20	2-13
P.J.Martin	110.4	9	403	18	22.38	5-28
G.Yates	58	0	232	9	25.77	3-36
G.Chapple	86.2	4	433	12	36.08	3-34
R.J.Green	14	2	57	1	57.00	1-29

### Fastest Scorers

(runs per 100 balls)	
M.Muralitharan	144.44
A.Flinton	122.46
R.J.Green	107.69
I.D.Austin	95.45
M.Watkinson	82.90
P.C.McKeown	80.00
P.J.Martin	73.33

### Wicket Takers

P.J.Martin	18
A.Flinton	17
I.D.Austin	15
G.Chapple	12
M.Muralitharan	10
G.Yates	9
M.Watkinson	9
M.P.Smethurst	5

### Leading Scorers

J.P.Crawley	483
A.Flinton	338
N.H.Fairbrother	278
M.A.Atherton	244
M.Watkinson	194
G.D.Lloyd	183
M.J.Chilton	141
W.K.Hegg	101

### Sticky Fingers

(catches)	
A.Flinton	7
G.Chapple	5
P.J.Martin	5
M.E.Harvey	4
M.Muralitharan	4
M.Watkinson	3
G.D.Lloyd	3

### Last three one-day league meetings

**2nd August 1998**  
**Manchester: Lightning 4 pts beat Foxes 0 pts by 20 runs**  
**Lightning 183 for 7** (40 overs) (N.H.Fairbrother 82\*);  
**Foxes 163** (39.4 overs) (I.D.Austin 3-8, P.J.Martin 3-40)

**31st May 1999**  
**Leicester: Foxes 0 pts lost to Lightning 4 pts by 52 runs**  
**Lightning 208** (44.3 overs) (G.D.Lloyd 55\*, J.M.Dakin 3-36);  
**Foxes 156** (41.1 overs) (M.Watkinson 3-25, G.Yates 3-36)

**29th Aug 1999**  
**Old Trafford: Lightning 4 pts beat Foxes 0 pts by 7 wickets**  
**Foxes 166 for 8** (45 overs);  
**Lightning 168 for 3** (42.2 overs) (M.A.Atherton 64\*)

### Lightning's top home in National Cricket League

301-6 v Eagles Chelmsford 1999

### Lightning's lowest score in National Cricket League

71 v Eagles Chelmsford 1987

### Foxes' top score in National Cricket League

344-4 v Dynamos Chester-le-Street 1996

### Foxes' lowest score in National Cricket League

36 v Sharks Leicester 1973

### Bowling averages

Name	O	M	R	Wkts	Avg	Best
M.T.Brimson	18	2	69	4	17.25	2-24
A.D.Mullally	38.4	6	120	6	20.00	2-12
M.S.Kasprowicz	100.1	10	435	18	24.16	4-30
J.Ormond	64	3	297	12	24.75	3-30
D.J.Millns	14	2	51	2	25.50	1-24
D.Williamson	53	1	255	10	25.50	3-28
J.M.Dakin	93.3	5	441	17	25.94	5-30
S.A.J.Boswell	13	0	57	2	28.50	2-37
C.C.Lewis	50.5	5	215	6	35.83	2-22
V.J.Wells	68.4	3	293	8	36.62	2-19
D.L.Maddy	22.2	0	113	3	37.66	3-27
T.J.Mason	51	0	265	6	44.16	2-37

### Fastest Scorers

(runs per 100 balls)	
D.J.Millns	122.22
D.I.Stevens	88.52
M.S.Kasprowicz	86.92
P.A.Nixon	85.52
D.L.Maddy	73.01
B.F.Smith	72.92
C.C.Lewis	72.05

### Wicket Takers

M.S.Kasprowicz	18
J.M.Dakin	17
J.Ormond	12
D.Williamson	10
V.J.Wells	8
A.D.Mullally	6
C.C.Lewis	6
T.J.Mason	6

### Leading Scorers

B.F.Smith	369
D.L.Maddy	349
P.A.Nixon	325
D.I.Stevens	270
A.Habib	238
J.M.Dakin	236
C.C.Lewis	214
V.J.Wells	195

### Sticky Fingers

(catches)	
D.L.Maddy	5
A.Habib	4
C.C.Lewis	3
B.F.Smith	3
V.J.Wells	3
J.M.Dakin	3
J.Ormond	2



## Northamptonshire Steelbacks v Gloucestershire Gladiators

Norwich Union Division One – Sunday, May 7th at Northampton



### Preview

Northamptonshire Steelbacks are out to bounce back from their dismal opening showing in the Norwich Union National League. The Steelbacks slumped to a seven wicket defeat against Kent Spitfires at Canterbury first time out after being dismissed for a paltry 76 from 40.4 overs. The Spitfires cruised to their total with over 26 overs to spare. Only three batsmen reached double figures on that occasion and Matthew Hayden will be demanding a marked improvement from his players. But they will have their work cut out against the Gloucestershire Gladiators who picked up two one-day trophies last season. Mark Alleyne's side suffered a narrow opening defeat at the hands of Somerset Sabres despite an unbeaten knock of 44 from 42 balls by their captain. Alleyne's efforts could not prevent the Gladiators going down to an eight-run defeat as they were all out with four balls of their innings still remaining.

### 1999 National Cricket League Batting averages

Name	M	I	NO	Runs	HS	Avg
R.C.Russell	16	16	4	409	91*	34.08
M.W.Alleyne	16	16	2	407	91	29.07
I.J.Harvey	14	14	1	297	47	22.84
K.J.Barnett	15	15	0	337	57	22.46
M.G.N.Windows	16	16	1	325	48*	21.66
T.H.C.Hancock	16	16	0	331	72	20.68
R.J.Cunliffe	9	8	0	159	66	19.87
J.N.Snape	16	15	2	256	56	19.69
R.I.Dawson	7	7	1	112	39	18.66
M.C.J.Ball	13	10	3	71	23*	10.14
J.Lewis	8	8	1	54	12	7.71
M.J.Cawdron	8	5	2	23	11*	7.66
A.M.Smith	14	8	6	13	8*	6.50
J.M.M.Averis	6	5	3	5	5*	2.50
D.R.Hewson	2	2	0	1	1	0.50

### 1999 National Cricket League Batting averages

Name	M	I	NO	Runs	HS	Avg
A.L.Penberthy	14	14	4	379	64*	37.90
R.J.Warren	14	14	1	389	61	29.92
M.L.Hayden	8	8	0	228	86	28.50
G.P.Swann	14	13	1	295	63	24.58
J.P.Taylor	13	6	4	49	19*	24.50
R.J.Bailey	6	5	0	117	43	23.40
A.J.Swann	8	8	0	180	60	22.50
D.Ripley	10	6	3	65	33	21.66
K.J.Innes	10	8	3	104	27	20.80
D.J.Sales	14	14	0	288	54	20.57
K.M.Curran	14	14	5	165	36	18.33
M.B.Loye	9	9	0	164	55	18.22
T.M.B.Bailey	3	1	0	10	10	10.00
R.J.Logan	4	1	0	8	8	8.00
D.E.Malcolm	13	5	1	3	2	0.75

### Bowling averages

Name	O	M	R	Wkts	Avg	Best
A.L.Penberthy	108	3	504	27	18.66	5-41
D.E.Malcolm	86	6	385	20	19.25	3-16
K.J.Innes	52.2	1	286	14	20.42	4-37
G.P.Swann	89	1	413	17	24.29	5-35
J.P.Taylor	89.5	6	421	15	28.06	4-41
R.J.Logan	17	0	101	3	33.66	2-31
K.M.Curran	97	14	380	11	34.54	3-12
R.J.Bailey	3	0	20	0	-	-

### Fastest Scorers

(runs per 100 balls)

J.P.Taylor	128.94
G.P.Swann	109.25
K.J.Innes	88.13
A.L.Penberthy	86.72
D.Ripley	85.52
D.J.Sales	82.52

### Wicket Takers

A.L.Penberthy	27
D.E.Malcolm	20
G.P.Swann	17
J.P.Taylor	15
K.J.Innes	14
K.M.Curran	11
R.J.Logan	3

### Leading Scorers

R.J.Warren	389
A.L.Penberthy	379
G.P.Swann	295
D.J.Sales	288
M.L.Hayden	228
A.J.Swann	180
K.M.Curran	165

### Sticky Fingers

(catches)	
R.J.Warren	11
D.J.Sales	8
K.M.Curran	6
A.L.Penberthy	6
K.J.Innes	4
J.P.Taylor	4

### Last three one-day league meetings

1st September 1996

Bristol: Gladiators 0 pts lost to Steelbacks 4 pts by 5 wickets

Gladiators 175 for 9 (40 overs) (K.M.Curran 3-16); Steelbacks 179 for 5 (39.2 overs)

29th June 1997

Luton: Steelbacks v Gladiators - match abandoned

19th July 1998

Cheltenham: Gladiators 0 pts lost to Steelbacks 4 pts by 72 runs

Steelbacks 250 (40 overs) (M.B.Loye 92, C.A.Walsh 3-42); Gladiators 178 (34.5 overs) (R.I.Dawson 75, J.N.Snape 3-39)

### Steelbacks' top score in National Cricket League

306-2 v Lions Guildford 1985

### Steelbacks' lowest score in National Cricket League

41 v Crusaders Northampton 1972

### Gladiators' top score in National Cricket League

284-4 v Foxes Cheltenham 1996

### Gladiators' lowest score in National Cricket League

49 v Crusaders Bristol 1978



### Bowling averages

Name	O	M	R	Wkts	Avg	Best
T.H.C.Hancock	9.2	1	38	3	12.66	2-29
I.J.Harvey	107.5	10	474	30	15.80	5-41
J.N.Snape	80.5	2	338	17	19.88	4-27
M.C.J.Ball	84.2	3	365	17	21.47	5-42
M.J.Cawdron	46	2	225	10	22.50	4-17
K.J.Barnett	27	0	140	6	23.33	4-29
M.W.Alleyne	114	8	457	17	26.88	3-29
J.M.M.Averis	39	6	158	5	31.60	3-17
A.M.Smith	118.2	18	409	11	37.18	2-25
J.Lewis	50.1	4	225	6	37.50	2-42

### Fastest Scorers

(runs per 100 balls)

J.Lewis	125.58
I.J.Harvey	89.45
M.J.Cawdron	82.14
A.M.Smith	81.25
J.N.Snape	80.25
R.C.Russell	79.88

### Wicket Takers

I.J.Harvey	30
M.C.J.Ball	17
M.W.Alleyne	17
J.N.Snape	17
A.M.Smith	11
M.J.Cawdron	10
J.Lewis	6

### Leading Scorers

R.C.Russell	409
M.W.Alleyne	407
K.J.Barnett	337
T.H.C.Hancock	331
M.G.N.Windows	325
I.J.Harvey	297
J.N.Snape	256
R.J.Cunliffe	159

### Sticky Fingers

(catches)	
M.G.N.Windows	9
M.W.Alleyne	8
M.C.J.Ball	7
K.J.Barnett	7
J.N.Snape	7
T.H.C.Hancock	6
A.M.Smith	5





## Yorkshire Phoenix v Worcestershire Royals

Norwich Union Division One – Sunday, May 7th at Headingley



### Preview

Yorkshire Phoenix are clearly keen to get their Norwich Union National League matches against Worcestershire Royals out of the way as early as possible in the season. David Byas' side opened their campaign with a 19-run triumph over the Royals in a low-scoring encounter at Worcester and are now up against the same opponents at Headingley. England's Michael Vaughan, Craig White and Darren Gough will lead the home side's challenge but another close contest looks likely particularly if Graeme Hick can get runs on the board. Royals fans have already warmed to Australian import Glenn McGrath who made an impressive debut with figures of 4-9 from nine overs against Phoenix. The tall pace bowler is clearly finding English conditions to his liking, but he will need support from the likes of Alamgir Sheriyar and Stuart Lampitt if the Royals are to take full advantage of his ability.

### 1999 National Cricket League Batting averages

Name	M	I	NO	Runs	HS	Avg
G.A.Hick	11	10	2	480	110*	60.00
S.R.Lampitt	11	6	5	58	30*	58.00
P.R.Pollard	7	7	1	266	70	44.33
T.M.Moody	6	5	0	188	56	37.60
E.J.Wilson	7	7	0	227	62	32.42
V.S.Solanki	15	14	2	368	63	30.66
K.R.Spiring	4	4	0	121	56	30.25
D.A.Leatherdale	14	12	3	260	70*	28.88
W.P.C.Weston	8	7	0	184	125	26.28
S.J.Rhodes	15	10	5	101	25*	20.20
R.K.Illingworth	15	5	3	38	15*	19.00
G.R.Haynes	14	11	1	158	66	15.80
M.J.Rawnsley	10	2	0	6	4	3.00
R.C.Driver	1	1	0	3	3	3.00
A.Sheriyar	15	2	0	3	3	1.50
D.N.Catterall	4	1	0	0	0	0.00
C.W.J.Athey	1	1	1	22	22*	-
A.Hafeez	1	1	1	8	8*	-
P.J.Newport	6	0	0	0	0	-

### 1999 National Cricket League Batting averages

Name	M	I	NO	Runs	HS	Avg
A.McGrath	15	14	2	450	75	37.50
D.Byas	16	16	2	417	87	29.78
M.P.Vaughan	16	16	1	425	72	28.33
R.J.Blakey	16	15	6	226	34*	25.11
M.J.Wood	7	4	1	73	48*	24.33
C.White	15	15	0	318	67	21.20
G.M.Fellows	14	10	2	147	36	18.37
R.J.Harden	11	9	1	131	42	16.37
G.S.Blewett	11	11	0	178	48	16.18
G.M.Hamilton	9	9	1	116	27*	14.50
I.D.Fisher	7	3	1	25	11*	12.50
C.E.W.Silverwood	12	9	6	34	11*	11.33
R.J.Sidebottom	16	7	2	41	24*	8.20
D.Gough	3	2	0	15	15	7.50
B.Parker	2	2	0	8	5	4.00
M.J.Hoggard	3	2	2	3	2*	-
P.M.Hutchison	3	1	1	2	2*	-

### Bowling averages

Name	O	M	R	Wkts	Avg	Best
C.E.W.Silverwood	101.5	13	361	24	15.04	4-44
C.White	114.1	18	437	26	16.80	4-25
P.M.Hutchison	25.3	3	96	5	19.20	3-30
M.P.Vaughan	97.3	4	420	17	24.70	4-31
R.J.Sidebottom	134	14	541	20	27.05	3-14
G.S.Blewett	25.1	0	116	4	29.00	1-14
M.J.Hoggard	23	2	117	4	29.25	2-45
A.McGrath	27	3	105	3	35.00	1-16
D.Gough	23.1	2	80	2	40.00	2-29
G.M.Hamilton	56.3	5	306	6	51.00	4-33
I.D.Fisher	36	1	173	3	57.66	2-40
G.M.Fellows	6	0	43	0	-	-

### Fastest Scorers

(runs per 100 balls)

I.D.Fisher	125.00
C.White	82.59
G.M.Hamilton	80.00
R.J.Sidebottom	78.84
M.J.Hoggard	75.00
A.McGrath	73.28
G.M.Fellows	73.13

### Wicket Takers

C.White	26
C.E.W.Silverwood	24
R.J.Sidebottom	20
M.P.Vaughan	17
G.M.Hamilton	6
P.M.Hutchison	5
M.J.Hoggard	4
G.S.Blewett	4

### Leading Scorers

A.McGrath	450
M.P.Vaughan	425
D.Byas	417
C.White	318
R.J.Blakey	226
G.S.Blewett	178
G.M.Fellows	147
R.J.Harden	131

### Sticky Fingers

(catches)	
M.P.Vaughan	10
D.Byas	9
G.S.Blewett	6
A.McGrath	5
I.D.Fisher	2
M.J.Wood	2
G.M.Fellows	2

### Last three one-day league meetings

2nd August 1998

Worcester: Royals 0 pts lost to Phoenix 4 pts by 34 runs  
 Phoenix 202 for 9 (40 overs) (M.J.Wood 64, D.S.Lehmann 59, R.J.Chapman 5-30, S.R.Lampitt 3-34);  
 Royals 168 (38 overs) (D.Gough 4-30)

3rd May 1999

Worcester: Royals 0 pts lost to Phoenix 4 pts by 3 wickets  
 Royals 212 for 5 (45 overs) (D.A.Leatherdale 70\*, G.R.Haynes 66, C.E.W.Silverwood 3-30);  
 Phoenix 213 for 7 (44.2 overs) (D.Byas 87)

8th Aug 1999

Headingley: Phoenix 0 pts lost to Royals 4 pts by 85 runs  
 Royals 228 for 7 (45 overs) (T.M.Moody 56, D.A.Leatherdale 54);  
 Phoenix 143 (37.2 overs) (G.R.Haynes 4-31)

### Phoenix's top score in National Cricket League

318-7 v Foxes Leicester 1993

### Phoenix's lowest score in National Cricket League

56 v Bears Birmingham 1995

### Royals' top score in National Cricket League

307-4 v Scorpions Worcester 1975

### Royals' lowest score in National Cricket League

86 v Phoenix Leeds 1969

### Fastest Scorers

(runs per 100 balls)

G.A.Hick	93.02
S.J.Rhodes	89.38
S.R.Lampitt	78.37
D.A.Leatherdale	76.92
T.M.Moody	73.43
V.S.Solanki	72.58
R.K.Illingworth	69.09

### Wicket Takers

A.Sheriyar	26
R.K.Illingworth	22
G.R.Haynes	20
S.R.Lampitt	17
M.J.Rawnsley	12
D.A.Leatherdale	10
P.J.Newport	5
T.M.Moody	4

### Leading Scorers


G.A.Hick	480
V.S.Solanki	368
P.R.Pollard	266
D.A.Leatherdale	260
E.J.Wilson	227
T.M.Moody	188
W.P.C.Weston	184
G.R.Haynes	158

### Sticky Fingers

(catches)	
G.A.Hick	8
G.R.Haynes	8
V.S.Solanki	8
D.A.Leatherdale	7
E.J.Wilson	5
R.K.Illingworth	5
M.J.Rawnsley	3



## Essex Eagles v Nottinghamshire Outlaws



Norwich Union Division Two – Sunday, May 7th at Chelmsford

### Preview

England captain Nasser Hussain will be looking to continue his good form ahead of this summer's hectic international schedule when Essex Eagles take on Nottinghamshire Outlaws. Hussain propelled Essex towards a 60-run victory over Middlesex Crusaders in their opening Norwich Union National League Division Two match with a fluent 60 from 52 deliveries. But he will be looking for greater contributions from senior figures like new skipper Ronnie Irani and Australian Stuart Law as the season progresses. Outlaws, who opened with a four-wicket win over Durham Dynamos, are still awaiting the arrival of overseas star Shoaib Akhtar, but he is not likely to join the county until the start of June. Pakistan are currently on tour in the West Indies, and with the third and final Test being played from May 25 to 29, the 'Rawalpindi Express' is still some weeks away from his debut.

### 1999 National Cricket League Batting averages

### 1999 National Cricket League Batting averages

Name	M	I	NO	Runs	HS	Avg
R.J.Rollins	4	4	0	189	87	47.25
N.Hussain	8	8	0	375	114	46.87
D.D.J.Robinson	9	9	1	260	74*	32.50
S.G.Law	14	14	1	396	55	30.46
A.P.Grayson	15	14	2	276	66	23.00
B.J.Hyam	11	8	2	128	37	21.33
P.J.Prichard	9	9	0	183	49	20.33
R.C.Irani	14	14	1	223	64	17.15
D.R.Law	13	12	0	193	48	16.08
S.D.Peters	9	8	1	102	28*	14.57
M.C.Ilott	9	7	2	67	17	13.40
G.R.Napier	4	3	0	38	19	12.66
T.C.Walton	7	7	1	75	23	12.50
A.P.Cowan	14	12	2	97	27	9.70
P.M.Such	13	9	6	24	5*	8.00
R.S.G.Anderson	7	5	1	25	10	6.25
D.J.Thompson	3	2	1	2	1*	2.00
J.E.Bishop	1	1	0	1	1	1.00
T.Phillips	1	1	0	0	0	0.00

Name	M	I	NO	Runs	HS	Avg
U.Afzaal	5	5	1	186	83*	46.50
A.G.Wharf	14	11	7	175	38*	43.75
G.F.Archer	12	12	3	346	75*	38.44
J.E.R.Gallian	15	15	1	490	130	35.00
C.M.W.Read	14	13	0	374	62	28.76
G.E.Welton	9	9	1	201	104*	25.12
R.D.Stemp	14	5	3	49	29*	24.50
P.Johnson	13	13	0	291	68	22.38
M.P.Dowman	8	8	1	134	52	19.14
V.C.Drakes	15	12	2	181	40	18.10
C.M.Tolley	9	7	1	96	39	16.00
R.T.Robinson	6	6	0	92	29	15.33
N.A.Gie	2	2	0	29	28	14.50
P.J.Franks	15	13	3	131	40	13.10
M.N.Bowen	8	3	1	24	22*	12.00
D.S.Lucas	4	1	1	19	19*	-
W.M.Noon	1	0	0	0	0	-
R.T.Bates	1	0	0	0	0	-

### Bowling averages

Name	O	M	R	Wkts	Avg	Best
K.P.Dutch	76.1	2	342	23	14.86	5-35
I.N.Blanchett	4	0	34	2	17.00	2-34
A.R.C.Fraser	123.5	21	424	21	20.19	4-35
C.J.Batt	17	0	64	3	21.33	2-33
S.J.Cook	124.2	11	576	24	24.00	3-16
J.P.Hewitt	51	1	250	9	27.77	2-23
P.C.R.Tufnell	4	1	29	1	29.00	1-29
P.N.Weekes	114	4	564	18	31.33	4-43
J.L.Langer	10.5	0	74	2	37.00	1-24
T.F.Bloomfield	57	0	288	6	48.00	2-45
M.R.Ramprakash	11	0	50	1	50.00	1-14
B.L.Hutton	6	0	62	1	62.00	1-31
R.L.Johnson	36.2	0	177	1	177.00	1-53
R.A.Kettleborough	4	0	28	0	-	-
O.A.Shah	9	0	54	0	-	-

### Fastest Scorers

(runs per 100 balls)	
G.R.Napier	105.55
R.J.Rollins	93.56
D.R.Law	91.90
B.J.Hyam	87.07
S.G.Law	80.81
N.Hussain	76.53

### Wicket Takers

R.C.Irani	24
P.M.Such	16
M.C.Ilott	13
A.P.Cowan	13
A.P.Grayson	11
D.R.Law	5

### Leading Scorers

S.G.Law	396
N.Hussain	375
A.P.Grayson	276
D.D.J.Robinson	260
R.C.Irani	223
D.R.Law	193

### Sticky Fingers

(catches)	
N.Hussain	7
A.P.Cowan	6
P.M.Such	5
S.G.Law	4
D.D.J.Robinson	3

### Last three one-day league meetings

21st July 1996

Chelmsford: Eagles 0 pts lost to Outlaws 4 pts by 5 wickets

Eagles 219 for 9 (40 overs) (J.J.B.Lewis 61, M.N.Bowen 3-28);

Outlaws 222 for 5 (39.3 overs) (C.L.Cairns 66\*)

24th August 1997

Nottingham: Outlaws v Eagles - match abandoned

6th September 1998

Chelmsford: Eagles 0 pts lost to Outlaws 4 pts by 51 runs

Outlaws 192 for 6 (40 overs) (G.F.Archer 50\*); Eagles 141 for 9 (40 overs) (P.J.Franks 3-24)

### Eagles' top score in National Cricket League

310-5 v Dragons Southend 1983

### Eagles' lowest score in National Cricket League

69 v Scorpions Chesterfield 1974

### Outlaws' top score in National Cricket League

329-6 v Scorpions Nottingham 1993

### Outlaws' lowest score in National Cricket League

66 v Phoenix Bradford 1969

### Fastest Scorers

(runs per 100 balls)	
P.Johnson	103.19
R.D.Stemp	102.0
A.G.Wharf	89.74
C.M.W.Read	88.41
M.N.Bowen	85.71
U.Afzaal	79.14
V.C.Drakes	75.41

### Wicket Takers


V.C.Drakes	24
P.J.Franks	16
R.D.Stemp	13
C.M.Tolley	11
A.G.Wharf	8
M.N.Bowen	7
D.S.Lucas	4
M.P.Dowman	2

### Leading Scorers

J.E.R.Gallian	490
C.M.W.Read	374
G.F.Archer	346
P.Johnson	291
G.E.Welton	201
U.Afzaal	186
V.C.Drakes	181
A.G.Wharf	175

### Sticky Fingers

(catches)	
G.F.Archer	5
J.E.R.Gallian	5
R.D.Stemp	4
V.C.Drakes	4
A.G.Wharf	3
U.Afzaal	2
M.N.Bowen	2



## Middlesex Crusaders v Hampshire Hawks

Norwich Union Division Two – Sunday, May 7th at Lord's



### Preview

Australian ace Shane Warne is back at Lord's for the first time since the 1999 World Cup final triumph over Pakistan as Hampshire Hawks take on Middlesex Crusaders in the Norwich Union National League. Warne claimed four wickets from nine overs as Pakistan were dismissed for a dismal 132 from just 39 of their allotted 50 overs at the home of cricket. The spin king will be out for a similar return this time out in his second taste of National League action following his debut in the 97-run defeat by Warwickshire Bears at Southampton. Crusaders opened their campaign against Derbyshire Scorpions and romped to a 71-run victory, mainly thanks to an impressive bowling performance from Paul Weekes. The 30-year-old off-spinner claimed four wickets at a cost of just 26 runs from 7.5 overs. Weekes impressively mopped up the Scorpions' tail after paceman Angus Fraser had removed two top order batsman, the veteran finishing with figures of 5-3-7-2.

### Last three one-day league meetings

1st September 1996

Portsmouth: Hawks 0 pts lost to Crusaders 4 pts by 7 wickets  
**Hawks 184 for 9** (40 overs) (S.D.Udal 54, J.P.Hewitt 3-26);  
**Crusaders 185 for 3** (30.4 overs) (M.W.Gatting 55\*, M.R.Ramprakash 54\*)

10th August 1997

Lord's: Crusaders 0 pts lost to Hawks 4 pts by 16 runs  
**Hawks 216 for 7** (40 overs) (M.L.Hayden 89, R.L.Johnson 3-35);  
**Crusaders 200** (38.1 overs) (J.C.Pooley 94\*, S.D.Udal 3-26, L.Savident 3-41, S.J.Renshaw 3-48)

30th August 1998

Southampton: Hawks 4 pts beat Crusaders 0 pts by 12 runs  
**Hawks 210 for 5** (40 overs) (G.W.White 51);  
**Crusaders 198 for 7** (40 overs) (C.A.Connor 3-36)

### Crusaders' top score in National Cricket League

290-6 v Royals Lord's 1990

### Crusaders' lowest score in National Cricket League

23 v Phoenix Leeds 1974

### Hawks' top score in National Cricket League

313-2 v Sharks Portsmouth 1993

### Hawks' lowest score in National Cricket League

43 v Eagles Basingstoke 1972



### 1999 National Cricket League Batting averages

Name	M	I	NO	Runs	HS	Avg
M.A.Roseberry	13	13	2	423	91*	38.45
O.A.Shah	15	14	0	487	134	34.78
J.L.Langer	11	10	0	301	84	30.10
K.P.Dutch	15	14	3	290	57	26.36
M.R.Ramprakash	12	11	1	255	57	25.50
D.C.Nash	16	12	4	187	43	23.37
A.R.C.Fraser	15	7	4	66	31	22.00
P.N.Weekes	16	15	1	299	80	21.35
R.A.Kettleborough	4	3	0	62	58	20.66
E.C.Joyce	1	1	0	20	20	20.00
B.L.Hutton	8	6	1	75	24	15.00
J.P.Hewitt	9	5	2	40	13	13.33
D.Alleyne	1	1	0	13	13	13.00
A.J.Strauss	6	5	2	33	19	11.00
T.F.Bloomfield	7	2	1	11	10	11.00
S.J.Cook	16	12	2	100	20	10.00
D.J.Goodchild	2	1	0	7	7	7.00
R.L.Johnson	5	4	1	18	10	6.00
I.N.Blanchett	1	1	0	1	1	1.00
C.J.Batt	2	1	1	8	8*	-
P.C.R.Tufnell	1	1	1	1	1*	-

### Bowling averages

Name	O	M	R	Wkts	Avg	Best
M.J.Chilton	11	0	65	4	16.25	3-41
A.Flintoff	67	5	287	17	16.88	4-24
I.D.Austin	88.3	17	268	15	17.86	4-15
M.Muralitharan	56.2	12	188	10	18.80	3-12
P.J.Martin	101.4	9	358	18	19.88	5-28
M.P.Smethurst	19.2	0	111	5	22.20	2-13
M.Watkinson	46	4	161	6	26.83	3-25
G.Yates	49	0	196	7	28.00	3-36
G.Chapple	83.2	4	411	12	34.25	3-34
R.J.Green	14	2	57	1	57.00	1-29

### Fastest Scorers

(runs per 100 balls)	
T.F.Bloomfield	100.00
K.P.Dutch	88.95
C.J.Batt	88.88
O.A.Shah	83.53
S.J.Cook	82.64
A.R.C.Fraser	82.50
J.L.Langer	77.97

### Wicket Takers

S.J.Cook	24
K.P.Dutch	23
A.R.C.Fraser	21
P.N.Weekes	18
J.P.Hewitt	9
T.F.Bloomfield	6
C.J.Batt	3
I.N.Blanchett	2

### Leading Scorers

O.A.Shah	487
M.A.Roseberry	423
J.L.Langer	301
P.N.Weekes	299
K.P.Dutch	290
M.R.Ramprakash	255
D.C.Nash	187
S.J.Cook	100

### Sticky Fingers

(catches)	
P.N.Weekes	9
B.L.Hutton	7
M.R.Ramprakash	6
A.R.C.Fraser	6
K.P.Dutch	5
J.P.Hewitt	3
M.A.Roseberry	3

### 1999 National Cricket League Batting averages

Name	M	I	NO	Runs	HS	Avg
S.J.Renshaw	13	6	5	66	27*	66.00
J.P.Stephenson	11	11	2	365	96	40.55
J.S.Laney	12	12	1	304	106*	27.63
R.A.Smith	14	14	3	290	97*	26.36
D.A.Kenway	16	14	0	341	58	24.35
A.D.Mascarenhas	15	13	1	285	79	23.75
G.W.White	13	13	0	223	51	17.15
W.S.Kendall	11	10	2	136	31	17.00
A.N.Aymes	13	10	3	105	34	15.00
P.J.Hartley	13	5	4	15	12*	15.00
N.A.M.McLean	14	12	2	145	32	14.50
M.Keech	4	3	0	36	27	12.00
S.D.Udal	15	12	2	103	20	10.30
A.C.Morris	3	1	0	5	5	5.00
M.Garaway	1	1	0	4	4	4.00
S.R.G.Francis	4	1	0	1	1	1.00
K.D.James	2	1	1	4	4*	-
L.Prittupaul	2	0	0	0	0	-

### Bowling averages

Name	O	M	R	Wkts	Avg	Best
A.C.Morris	18	0	104	4	26.00	3-59
A.D.Mascarenhas	99.4	7	446	17	26.23	3-23
N.A.M.McLean	101	8	500	18	27.77	3-27
P.J.Hartley	95.2	5	484	17	28.47	4-29
S.R.G.Francis	23	3	93	3	31.00	2-28
S.J.Renshaw	88	7	442	13	34.00	4-40
K.D.James	11	0	71	2	35.50	2-43
S.D.Udal	84.4	3	393	11	35.72	2-17
J.P.Stephenson	55.5	1	277	6	46.16	2-26
J.S.Laney	0.3	0	9	0	-	-

### Fastest Scorers

(runs per 100 balls)	
N.A.M.McLean	109.84
A.C.Morris	100.00
J.P.Stephenson	81.47
S.J.Renshaw	75.00
W.S.Kendall	70.10
J.S.Laney	69.56
R.A.Smith	67.28

### Wicket Takers

N.A.M.McLean	18
P.J.Hartley	17
A.D.Mascarenhas	17
S.J.Renshaw	13
S.D.Udal	11
J.P.Stephenson	6
A.C.Morris	4
S.R.G.Francis	3


### Leading Scorers

J.P.Stephenson	365
D.A.Kenway	341
J.S.Laney	304
R.A.Smith	290
A.D.Mascarenhas	285
G.W.White	223
N.A.M.McLean	145
W.S.Kendall	136

### Sticky Fingers

(catches)	
J.P.Stephenson	7
J.S.Laney	5
D.A.Kenway	5
A.D.Mascarenhas	5
W.S.Kendall	4
G.W.White	4
P.J.Hartley	3





## Warwickshire Bears v Glamorgan Dragons

Norwich Union Division Two – Sunday, September 7th at Edgbaston



### Preview

**W**arwickshire Bears' overseas star Allan Donald has cracked two ribs and will be out for a minimum of six weeks after tumbling into an advertising hoarding in the Bears' Norwich Union National League victory against Hampshire Hawks at Southampton. The South African fast bowler was immediately ruled out of action when X-rays revealed the extent of his injuries. He will miss at least three National League games, starting with the Division Two fixture against Glamorgan Dragons at Edgbaston. Dragons used former England spinner Robert Croft as a pinch-hitter in their opening clash with Surrey Lions, but the move backfired as Croft was dismissed for just three in a 10-run defeat. Croft was also used to open the batting on occasions last season, but skipper Matthew Maynard may have to consider whether to continue with the ploy, or turn to a more experienced opening batsman. Australian Matthew Elliott will be available once again to add strength to the batting line-up.

### 1999 National Cricket League Batting averages

Name	M	I	NO	Runs	HS	Avg
J.H.Kallis	7	7	2	484	155*	96.80
M.P.Maynard	11	11	1	346	79	34.60
A.Dale	15	14	3	365	74*	33.18
A.W.Evans	13	10	0	299	108	29.90
S.P.James	16	16	1	352	91	23.46
R.D.B.Croft	14	14	1	278	53	21.38
K.Newell	8	8	0	138	41	17.25
M.J.Powell	13	11	2	145	44	16.11
S.D.Thomas	13	13	3	153	38*	15.30
A.D.Shaw	9	6	1	75	21	15.00
D.A.Cosker	14	9	3	76	27*	12.66
W.L.Law	3	3	0	38	21	12.66
I.Dawood	5	4	0	27	13	6.75
O.T.Parkin	15	6	1	16	6	3.20
S.L.Watkin	13	7	3	10	5	2.50
M.A.Wallace	3	2	0	3	2	1.50
A.P.Davies	3	2	0	1	1	0.50
S.P.Jones	1	1	1	12	12*	-

### 1999 National Cricket League Batting averages

Name	M	I	NO	Runs	HS	Avg
M.J.Powell	7	5	2	157	51	52.33
K.J.Piper	5	2	1	38	38*	38.00
N.V.Knight	14	14	2	412	106*	34.33
D.L.Hemp	13	13	2	336	83*	30.54
D.P.Ostler	9	9	1	232	53	29.00
A.Singh	9	9	1	215	76	26.87
G.Welch	12	11	3	208	71	26.00
T.L.Penney	11	11	3	189	55	23.62
T.Frost	11	5	1	67	22*	16.75
A.F.Giles	15	10	1	122	35	13.55
M.A.Wagh	3	3	0	38	27	12.66
N.M.K.Smith	14	14	0	174	61	12.42
D.R.Brown	16	13	2	106	26	9.63
T.A.Munton	9	5	3	13	6*	6.50
G.C.Small	6	2	0	9	5	4.50
E.S.H.Giddins	11	3	1	6	4	3.00
M.A.Sheikh	3	1	0	0	0	0.00
M.D.Edmond	2	2	2	15	15*	-
A.Richardson	2	1	1	11	11*	-
A.A.Donald	4	0	0	0	0	-

### Bowling averages

Name	O	M	R	Wkts	Avg	Best
A.Richardson	12.1	0	44	3	14.66	2-16
M.D.Edmond	2	0	17	1	17.00	1-17
A.A.Donald	25	1	132	6	22.00	3-45
M.A.Sheikh	22	1	90	4	22.50	2-28
D.R.Brown	82	3	400	17	23.52	3-34
A.F.Giles	113	6	488	19	25.68	4-29
N.M.K.Smith	76	8	340	12	28.33	3-27
T.A.Munton	62	6	286	10	28.60	2-14
G.C.Small	44	3	211	7	30.14	2-16
E.S.H.Giddins	87	7	366	11	33.27	2-36
G.Welch	75.4	8	379	11	34.45	2-15
M.J.Powell	3	0	23	0	-	-

### Fastest Scorers

(runs per 100 balls)	
M.D.Edmond	125.00
A.Richardson	122.22
M.J.Powell	86.26
D.L.Hemp	81.55
T.Frost	80.72
G.C.Small	75.00

### Wicket Takers

A.F.Giles	19
D.R.Brown	17
N.M.K.Smith	12
E.S.H.Giddins	11
G.Welch	11
T.A.Munton	10
G.C.Small	7

### Leading Scorers

N.V.Knight	412
D.L.Hemp	336
D.P.Ostler	232
A.Singh	215
G.Welch	208
T.L.Penney	189
N.M.K.Smith	174

### Sticky Fingers

(catches)	
N.V.Knight	14
D.L.Hemp	6
N.M.K.Smith	6
T.A.Munton	4
A.F.Giles	4
D.R.Brown	4

### Last three one-day league meetings

18th August 1996

**Birmingham: Bears 4 pts beat Dragons 0 pts by 7 wickets**  
**Dragons 128** (39.2 overs) (T.A.Munton 3-17);  
**Bears 131 for 3** (37.5 overs) (N.V.Knight 73\*)

27th April 1997

**Cardiff: Dragons 4 pts beat Bears 0 pts on faster scoring rate**  
**Bears 147 for 7** (40 overs) (S.L.Watkin 4-15);  
**Dragons 81 for 3** (20 overs)

3rd August 1998

**Birmingham: Bears 0 pts lost to Dragons 4 pts on faster scoring rate**  
**Dragons 172 for 5** (36 overs) (M.A.Sheikh 3-28);  
**Bears 146** (32.3 overs) (D.A.Cosker 3-18)

### Bears' top score in National Cricket League

301-6 v Eagles Colchester 1982

### Bears' lowest score in National Cricket League

65 v Spitfires Maidstone 1979

### Dragons' top score in National Cricket League

294-4 Lions Pontypridd 1999

### Dragons' lowest score in National Cricket League

42 v Scorpions Swansea 1979

### Bowling averages

Name	O	M	R	Wkts	Avg	Best
M.P.Maynard	3	0	13	1	13.00	1-13
O.T.Parkin	115	7	520	28	18.57	3-31
S.L.Watkin	103.3	17	401	21	19.09	3-15
R.D.B.Croft	115.1	7	474	24	19.75	4-31
S.D.Thomas	80.5	4	418	20	20.90	4-33
J.H.Kallis	39.3	3	151	6	25.16	2-27
A.Dale	83.3	5	339	9	37.66	3-19
S.P.Jones	7	0	39	1	39.00	1-39
D.A.Cosker	106	3	492	12	41.00	2-37
A.P.Davies	15	0	91	2	45.50	1-41
W.L.Law	1	0	6	0	-	-
K.Newell	2	0	12	0	-	-

### Fastest Scorers

(runs per 100 balls)	
S.P.Jones	120.00
S.D.Thomas	94.44
J.H.Kallis	81.89
M.P.Maynard	81.79
D.A.Cosker	80.00
W.L.Law	77.55

### Wicket Takers

O.T.Parkin	28
R.D.B.Croft	24
S.L.Watkin	21
S.D.Thomas	20
D.A.Cosker	12
A.Dale	9

### Leading Scorers

J.H.Kallis	484
A.Dale	365
S.P.James	352
M.P.Maynard	346
A.W.Evans	299
R.D.B.Croft	278

### Sticky Fingers

(catches)	
A.W.Evans	7
R.D.B.Croft	7
M.J.Powell	4
D.A.Cosker	4
K.Newell	3
M.P.Maynard	3