

Thursday: 20/07

The NatWest Series

Follow the NatWest Series on-line...

Welcome to the latest issue of the NatWest Series Newswire. Updated editions will be available after each match. To receive your copy simply visit the ECB website at ecb.co.uk, click on the NatWest logo and follow the prompts. You will then be able to print any or all of the Newswire pages. For scores from the NatWest Series and the NatWest Trophy use the live service provided in partnership with sportinglife.com. Just visit NatWest's website at natwest.com and click on the NatWest series logo to activate the link.

Contents

Match review: England v Zimbabwe	2
Match preview: England v West Indies	3
Series results, fixtures & statistics	4
One day records	5
Bowling speeds & regulations	6

West Indies Zimbabwe

England



ENGLAND TRIUMPH IN DRESS REHEARSAL

Excitement is building ahead of Saturday's NatWest Series final between England and Zimbabwe at Lord's. But before the main event of the tournament takes place, thousands of fans are ready to descend on Trent Bridge to cheer on England and the West Indies. Nasser Hussain's team are planning to fine-tune their preparations for the showpiece climax of the NatWest Series at the home of cricket, but Jimmy Adams & Co are out to wreck England's build-up to the big day. But the Windies bowlers will have to provide more support for their big-scoring batsmen. Against Zimbabwe at Chester-le-Street, they amassed 287 runs from their 50 overs at the crease.

Sherwin Campbell was the star batsmen, with 105 priceless runs. But the Windies bowling attack was not sharp enough to kill off the Africans' challenge. Only Mervyn Dillon claimed wickets, and he could only muster two for 52 off 10 overs. The Zimbabweans did their best to throw away the chance of a glorious victory with two runs outs, but Murray Goodwin's unbeaten 112 from 137 balls - coupled with Grant Flower's quickfire contribution of 96 from 87 balls - saw the supposed NatWest Series outsiders to a memorable victory. And England have their own centurion for the Windies to beware of. Wicket keeper Alec Stewart hit 101 to steer England to a

strong total of 262 against Zimbabwe at Edgbaston on Tuesday. And with Hussain now back after three-and-a-half weeks on the sidelines with a broken thumb, he will be bidding to get one over on the West Indies before Saturday's final. Whatever happens at Trent Bridge, it is sure to be another carnival atmosphere with the boisterous Nottingham crowd.

Table

	P	W	L	NR	Tie	Pts	R/R
Zimbabwe	6	4	2	0	0	8	-0.28
England	5	3	1	1	0	7	1.30
West Indies	5	0	4	1	0	1	-0.92



ECB England v Zimbabwe

Squad

- 1 Nick Knight
- 2 Andy Caddick
- 3 Nasser Hussain (c)
- 4 Alec Stewart (w)
- 5 Mark Ealham
- 6 Craig White
- 7 Graeme Hick
- 8 Darren Gough
- 9 Graham Thorpe
- 10 Robert Croft
- 11 Andy Flintoff
- 13 Alan Mullally
- 21 Vikram Solanki
- 23 Marcus Trescothick
- 25 Matthew Maynard
- 79 Paul Franks

18th July at Edgbaston England beat Zimbabwe by 52 runs

ENGLAND gave themselves a psychological boost ahead of Saturday's NatWest Series final as they overcame Zimbabwe by 52 runs in the day-night clash at Edgbaston.

A century from man-of-the-match Alec Stewart, his first for his country in one-day internationals for two-and-a-half years, was the cornerstone of England's 262 for eight in 50 overs.

Then two wickets in two balls from Graeme Hick including dangerman Neil Johnson helped England kill off the challenge of Zimbabwe after they had reached 85 for one in the 17th over.

They were eventually restricted to 210 for nine as England reeled off their third successive victory in the competition and put themselves in good heart for the Lord's showdown at the weekend.

Stewart justified Nasser Hussain's decision to bat first on a cracked pitch as he raced to his third one-day England century off 142 balls with eight fours.

England only briefly faltered when they lost Andy Flintoff (24) and Hick (0) in the same over from Johnson as they slipped to 85 for three in the 17th over.

A quickfire 21 from Craig White including two sixes in an over from Grant Flower ensured England pressed home their advantage before the inevitable clatter of wickets in the closing overs.

Zimbabwe were looking untroubled as they reached 85 for one with Johnson moving to his third half-century in the tournament off 67 balls with five fours and a six.

Then came the decisive 23rd over from Hick in which Johnson (52) and Stuart Carlisle (0) were both caught behind by Stewart and Murray Goodwin was run out for a duck.

A second run out of Grant Flower (9) and two wickets in three overs for Craig White effectively killed the game as a contest to send the majority of the near 15,000 crowd home happy.

Squad

- 1 Andy Flower (c) (wk)
- 2 Guy Whittall
- 4 Neil Johnson
- 5 Murray Goodwin
- 6 Grant Flower
- 7 Craig Wishart
- 8 Stuart Carlisle
- 9 Heath Streak (vc)
- 11 Dirk Viljoen
- 12 Gary Brent
- 13 Paul Strang
- 19 Mluleki Nkala
- 20 Alistair Campbell
- 26 Mpumelelo Mbangwa
- 28 Bryan Strang
- 77 Henry Olonga

Quotes

Alec Stewart

"We lost badly to them at The Oval and since then we have had two convincing wins but you only have to look at the way they knocked over the West Indies chasing 280 to know what they are capable of. "We have got to try and get a win on Thursday against the West Indies and then try and carry on what we have done at Old Trafford and here against Zimbabwe." "With the new ball, it was a pretty good wicket to bat on and Marcus Trescothick and myself got off to a bit of a flier. I think we had 40 on the board off the first four or five overs. "It set the tone. As the innings went on, the ball got softer and it was a little bit harder to hit it so we just knocked it around. "I thought the Graham Thorpe-Stewart partnership was vital. We have had many innings together for Surrey and England. Running between the wickets and knowing each other's play was very important. "I thought Nasser Hussain and Craig White at the end were outstanding and really took the attack to them for the last six or seven overs which really pushed up to that 260. "I played a National League game here three weeks ago on a similar wicket under lights and we only had to chase 160 and we got there but it is harder because the wicket did get a little bit lower. "But again we bowled well. We bowled pretty straight and made it difficult for their team to get anywhere near us. I thought about 240 was just above par and when we got 260 we were in the driving seat."

ship was vital. We have had many innings together for Surrey and England. Running between the wickets and knowing each other's play was very important. "I thought Nasser Hussain and Craig White at the end were outstanding and really took the attack to them for the last six or seven overs which really pushed up to that 260. "I played a National League game here three weeks ago on a similar wicket under lights and we only had to chase 160 and we got there but it is harder because the wicket did get a little bit lower. "But again we bowled well. We bowled pretty straight and made it difficult for their team to get anywhere near us. I thought about 240 was just above par and when we got 260 we were in the driving seat."

Scorecard (England won toss)

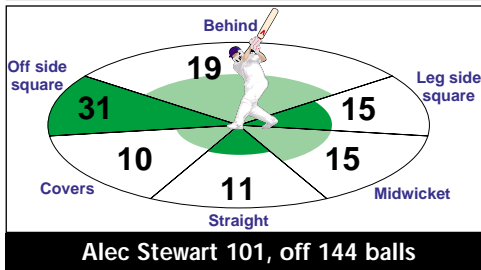
ENGLAND					
	Runs	6s	4s	Bls	Min
M E Trescothick b Streak.....	20	1	2	20	29
T A J Stewart b Viljoen.....	101	0	8	144	183
A Flintoff c A Flower b Johnson.....	24	0	4	28	42
G A Hick lbw b Johnson.....	0	0	0	2	1
G P Thorpe b G W Flower.....	33	0	1	49	69
*N Hussain c Viljoen b Whittall.....	34	0	4	37	50
C White c Johnson b Streak.....	21	2	0	11	10
M A Ealham not out.....	9	0	1	6	10
A R Caddick b Streak.....	1	0	0	2	3
D Gough not out.....	2	0	0	2	1
Extras (lb5 w11 nb1).....	17				
Total (for 8, 50 overs).....	262				
Fall: 1-41, 2-85, 3-85, 4-166, 5-218, 6-246, 7-251, 8-259.					
Did Not Bat: A D Mullally.					
Bowling: H H Streak 10-0-59-3, N C Johnson 7-0-37-2, M Mbangwa 10-0-43-0, D P Viljoen 7-0-27-1, P A Strang 4-0-20-0, G J Whittall 7-0-31-1, G W Flower 5-0-40-1.					

ZIMBABWE					
	Runs	6s	4s	Bls	Min
N C Johnson c Stewart b Hick.....	52	1	5	74	92
G J Whittall c White b Caddick.....	3	0	0	21	34
A D R Campbell c Hussain b White.....	60	0	5	95	152
S V Carlisle c Stewart b Hick.....	0	0	0	1	0
M W Goodwin run out.....	3	0	0	2	2
G W Flower run out.....	9	0	0	21	18
*A Flower c Stewart b White.....	4	0	0	9	8
D P Viljoen c Stewart b White.....	6	0	0	12	15
H H Streak c Flintoff b Gough.....	45	0	5	52	60
P A Strang not out.....	7	0	0	16	22
M Mbangwa not out.....	5	0	1	3	2
Extras (b1 lb5 w4 nb6).....	16				
Total (for 9, 50 overs).....	210				
Fall: 1-25, 2-87, 3-87, 4-90, 5-110, 6-123, 7-133, 8-172, 9-203.					
Bowling: A R Caddick 8-3-22-1, D Gough 8-1-43-1, A D Mullally 9-1-37-0, G A Hick 7-0-37-2, M A Ealham 10-1-31-0, C White 8-0-34-3.					
Umpires: D J Constant and M J Kitchen.					

Man of the Match

Alec Stewart
Runs: 101. Wickets: 0. Catches: 4.
Alec Stewart. Stewart gave up the England captaincy to the returning Nasser Hussain, and promptly battered a show-stealing 101 runs off 144 balls. The Surrey man scored 67 runs more than any other batsman, standing firm until England's score reached 218. Stewart will be hoping to put in a repeat performance in Saturday's final.

Best innings

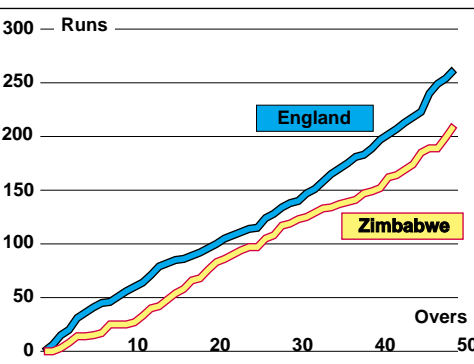


Key Man

Graham Thorpe
The Surrey batsman played a valiant supporting role to his county colleague Alec Stewart. Thorpe faced 49 balls and plundered 33 runs to establish himself as the second-highest scorer in the England innings. He only hit one four, but his performance provided the mid-innings stability needed to build a 250-plus total.



Run Graph



Key Man

Neil Johnson
The Zimbabwe opener underlined his crease expertise with another impressive innings against the England bowling attack. Johnson clocked up 52 valuable runs to open the Africans' spell at the wicket in style. He took 74 balls to claim his runs, including five fours and a six.



England v West Indies

20th July at Trent Bridge

England captain Nasser Hussain has timed his comeback from injury to perfection. After three-and-a-half weeks out with a broken thumb, the Essex batsman returned from the sidelines in Tuesday's clash with Zimbabwe at Edgbaston.

He was soon back in the runs, with a rapid 34 from just 37 balls, including four boundaries. Now Hussain is hoping his batsmen follow the lead of Alec Stewart, who rattled up a century in the day/night fixture.

And the Surrey wicket keeper battered the Windies attack for 74 runs off 110 balls at Chester-le-

Street last Sunday, so knows how to get the better of Jimmy Adams' bowlers. Marcus Trescothick cracked a mightily-impressive 87 runs in that 10-wicket triumph, and he too will be in the market for a big knock at Trent Bridge.

Although the Hussain, Stewart and Trescothick trio are more than capable to notching up enough runs to set a formidable target, Adams knows his side have already got the better of them once this summer.

The Lord's clash on July 9 ended in a damp draw, but not until after the Windies had reduced England to 158 all out. Only Trescothick (49) and Graham

Thorpe (42) offered any real resistance. So it's one-all, with one to play.

Adams' main concern ahead of the date in Nottingham is his bowlers' form. The batsmen raced to 287 against Zimbabwe at Chester-le-Street on Sunday, but the bowlers let the side down, with only Mervyn Dillon claiming wickets.

Now Adams will be desperate to salvage some pride after already being ruled out of the final. But Hussain will be sure to prevent any complacency seeping into his side, and keen to grab a victory to boost confidence before Saturday's final.

Player to watch

Craig White

Profile:

The Yorkshire all-rounder blitzed 21 runs from just 11 balls against Zimbabwe at Edgbaston on Tuesday, so Jimmy Adams & Co would do well to beware of his explosive batting power. The 30-year-old's quick-fire knock included two spectacular back-to-back sixes. The Zimbabweans have also learnt that White is handy with the ball. He grabbed two for 13 in England's eight-wicket triumph at Old Trafford last Thursday - and will be keen to build on his tally for the series when he tears into the Windies at Trent Bridge.

The Ground

The Nottingham ground will host England's last scheduled match before the final as they take on the West Indies and it is certain to be a memorable affair in front of a 15,000 full house at Trent Bridge. The ground has been redeveloped in recent years without sacrificing any of the architecture which makes the stadium such a traditional English venue and a favourite of many players. Trent Bridge stands in the middle of Nottingham's sporting centre alongside the city's two football grounds.

"PA" WEATHERCENTRE
 It will stay dry on Thursday and there will be some good sunny spells. Sunshine will be more prolonged during the morning, with more cloud around in the afternoon. Light should stay good until late in the evening. Feeling warm with a light variable breeze. Max temp 24-25C (75-77F).

Head to Head

5th April 1998
Arnos Vale: West Indies beat England by 4 wickets
 England 149 (48.5 overs) (M.Dillon 3-32, N.A.M.McLean 3-44);
 West Indies 150 for 6 (37.4 overs) (C.B.Lambert 52, B.C.Lara 51)

8th April 1998
Port of Spain: West Indies beat England by 57 runs
 West Indies 302 for 5 (50 overs) (C.B.Lambert 119, B.C.Lara 93);
 England 245 (45.5 overs) (N.V.Knight 65, M.R.Ramprakash 51)

9th July 2000
Lord's: England reached no result against West Indies
 England 158 for 8 (43.5 overs) (F.A.Rose 3-42);
 West Indies

15th Jul 2000
Chester-le-Street: England beat West Indies by 10 wickets
 West Indies 169 for 8 (50 overs) (B.C.Lara 54, A.D.Mullally 3-27);
 England 171 for 0 (35.2 overs) (M.E.Trescothick 87*, A.J.Stewart 74*)

Batting Averages

Name	M	I	NO	Runs	HS	Avg	Name	M	I	NO	Runs	HS	Avg
M.E.Trescothick	2	2	1	136	87*	136.00	R.D.Jacobs	6	4	3	58	28*	58.00
N.V.Knight	7	7	0	329	122	47.00	S.L.Campbell	4	3	0	114	80	38.00
R.D.B.Croft	8	5	4	42	13*	42.00	B.C.Lara	19	18	0	610	110	33.88
G.P.Thorpe	9	8	1	234	66*	33.42	S.Chanderpaul	4	3	0	100	76	33.33
G.A.Hick	21	20	2	594	86*	33.00	C.H.Gayle	2	1	0	26	26	26.00
A.J.Stewart	24	22	2	559	74*	27.95	J.C.Adams	10	9	1	183	52*	22.87
M.A.Ealham	9	8	1	180	45	25.71	R.L.Powell	2	1	0	15	15	15.00
N.Hussain	3	3	1	41	16	20.50	C.E.L.Ambrose	18	11	4	98	23	14.00
A.R.Caddick	4	2	1	20	20*	20.00	F.A.Rose	6	5	1	56	24	14.00
M.P.Maynard	7	6	1	59	22*	11.80	C.A.Walsh	31	14	8	66	29*	11.00
D.Gough	5	4	2	21	8*	10.50	W.W.Hinds	2	1	0	1	1	1.00
C.White	2	1	0	10	10	10.00	N.A.M.McLean	4	1	1	3	3*	-
A.D.Mullally	2	0	0	0	0	-	M.Dillon	6	1	1	0	0*	-
A.Flinton	1	0	0	0	0	-	R.D.King	1	0	0	0	0	-
							C.D.Collymore	1	0	0	0	0	-

Bowling Averages


Name	O	M	R	W	Avg	Best	5w	Name	O	M	R	W	Avg	Best	5w
A.D.Mullally	10	1	27	3	9.00	3-27	-	B.C.Lara	3	0	17	2	8.50	2-5	-
D.Gough	42	2	161	7	23.00	2-30	-	S.Chanderpaul	5	0	23	1	23.00	1-23	-
C.White	8	1	23	1	23.00	1-23	-	N.A.M.McLean	31	4	124	5	24.80	3-44	-
M.A.Ealham	62	4	252	7	36.00	2-37	-	C.H.Gayle	18	1	62	2	31.00	2-28	-
R.D.B.Croft	67	6	255	5	51.00	2-41	-	M.Dillon	44.4	3	184	5	36.80	3-32	-
A.R.Caddick	30	3	156	3	52.00	1-30	-	F.A.Rose	48	1	228	6	38.00	3-42	-
G.A.Hick	19	0	118	2	59.00	2-32	-	C.E.L.Ambrose	160	19	572	14	40.85	4-18	-
M.E.Trescothick	2	0	13	0	-	-	-	C.A.Walsh	269	14	1137	25	45.48	3-28	-
								C.D.Collymore	10	0	46	1	46.00	1-46	-
								R.L.Powell	0.2	0	6	0	-	-	-
								J.C.Adams	4	0	20	0	-	-	-
								R.D.King	6	0	30	0	-	-	-

England Against West Indies Records

Best Individual Scores			Leading wicket-takers		
Player	Runs	Matches	Player	Wickets	Matches
G.A.Gooch	129*	Port of Spain 1985/86	I.T.Botham	31	25
M.A.Atherton	127	Lord's 1995	J.E.Emburey	25	19
N.V.Knight	122	Bridgetown 1997/98	G.C.Small	24	17
N.H.Fairbrother	113	Lord's 1991			
G.A.Gooch	92	Jaipur 1987/88	Most fifties (including hundreds)		
			Player	Fifties	Matches
			A.J.Stewart	6	24
			A.J.Lamb	6	26
			M.A.Atherton	5	11
			G.Boycott	4	9
			Highest Team Totals		
			306 for 5	The Oval	1995
			293 for 5	Bridgetown	1997/98
			276 for 7	Lord's	1995
			Lowest Innings Totals		
			114	Bridgetown	1985/86
			125	Arnos Vale	1980/81
			137	Berbice	1980/81

West Indies Against England Records

Best Individual Scores			Leading Wicket-Takers		
Player	Runs	Matches	Player	Wickets	Matches
I.V.A.Richards	189*	Old Trafford 1984	M.D.Marshall	41	26
I.V.A.Richards	138*	Lord's 1979	J.Garner	36	22
D.L.Haynes	138*	Gwalior 1989/90	A.M.E.Roberts	27	13
I.V.A.Richards	119*	Scarborough 1976	M.A.Holding	27	21
			Most Fifties (including hundreds)		
			Player	Fifties	Matches
			I.V.A.Richards	11	36
			R.B.Richardson	7	35
			C.G.Greenidge	6	30
			Highest Team Totals		
			313 for 6	Arnos Vale	1993/94
			302 for 5	Port of Spain	1997/98
			286 for 9	Lord's	1979
			Lowest Innings Totals		
			127	Arnos Vale	1980/81
			139	Headingley	1988



The NatWest Series

OVERALL ONE DAY INTERNATIONAL RECORDS

Best Individual Scores

Player	Score	Match	Venue	Year
Saeed Anwar	194	Pakistan v India	Chennai	1996/97
I.V.A.Richards	189*	West Indies v England	Old Trafford	1984
G.Kirsten	188*	South Africa v UAE	Rawalpindi	1995/96
S.R.Tendulkar	186*	India v New Zealand	Hyderabad	1999/00
S.C.Ganguly	183	India v Sri Lanka	Taunton	1999
I.V.A.Richards	181	West Indies v Sri Lanka	Karachi	1987/88
Kapil Dev	175*	India v Zimbabwe	Tunbridge Wells	1983
G.M.Turner	171*	N Zealand v East Africa	Edgbaston	1975
D.J.Callaghan	169*	South Africa v N Zealand	Centurion	1994/95
B.C.Lara	169	West Indies v Sri Lanka	Sharjah	1995/96

Best Innings Bowling

Player	Figures	Match	Venue	Year
Aaqib Javed	7/37	Pakistan v India	Sharjah	1991/92
W.W.Davis	7/51	West Indies v Australia	Headingley	1983
A.Kumble	6/12	India v West Indies	Calcutta	1993/94
G.J.Gilmour	6/14	Australia v England	Headingley	1975
Imran Khan	6/14	Pakistan v India	Sharjah	1984/85
C.E.H.Croft	6/15	West Indies v England	Arnos Vale	1980/81
Azhar Mahmood	6/18	Pakistan v West Indies	Sharjah	1999/00
H.K.Olonga	6/19	Zimbabwe v England	Cape Town	1999/00
B.C.Strang	6/20	Zimbabwe v Bangladesh	Nairobi	1997/98
A.A.Donald	6/23	South Africa v Kenya	Nairobi	1996/97

Highest Team Totals

Score	Match	Venue	Year
398 for 5	Sri Lanka v Kenya	Kandy	1995/96
376 for 2	India v New Zealand	Hyderabad	1999/00
373 for 6	India v Sri Lanka	Taunton	1999
371 for 9	Pakistan v Sri Lanka	Nairobi	1996/97
363 for 7	England v Pakistan	Trent Bridge	1992
360 for 4	West Indies v Sri Lanka	Karachi	1987/88
349 for 6	Australia v New Zealand	Christchurch	1999/00
349 for 9	Sri Lanka v Pakistan	Singapore	1995/96
349 for 9	New Zealand v India	Rajkot	1999/00
348 for 8	New Zealand v India	Nagpur	1995/96

Lowest Team Totals

Score	Match	Venue	Year
43	Pakistan v West Indies	Cape Town	1992/93
45	Canada v England	Old Trafford	1979
55	Sri Lanka v West Indies	Sharjah	1986/87
63	India v Australia	Sydney	1980/81
64	New Zealand v Pakistan	Sharjah	1985/86
68	Scotland v West Indies	Leicester	1999
69	South Africa v Australia	Sydney	1993/94
70	Australia v England	Edgbaston	1977
70	Australia v New Zealand	Adelaide	1985/86
71	Pakistan v West Indies	Brisbane	1992/93

Leading Matches

Player	Matches
M.Azharuddin (India)	334
Wasim Akram (Pakistan)	306
S.R.Waugh (Australia)	295
Salim Malik (Pakistan)	283
A.R.Border (Australia)	273
A.Ranatunga (Sri Lanka)	269
P.A.de Silva (Sri Lanka)	268
S.R.Tendulkar (India)	249
Ijaz Ahmed (Pakistan)	245
D.L.Haynes (W Indies)	238

Leading Runscorers

Player	Runs	Mtchs
M.Azharuddin (India)	9377	334
S.R.Tendulkar (India)	9262	249
D.L.Haynes (W Indies)	8648	238
P.A.de Silva (Sri Lanka)	8334	268
M.E.Waugh (Australia)	7492	217
A.Ranatunga (Sri Lanka)	7454	269
Inzamam-ul-Haq (Pakistan)	7418	229
Javed Miandad (Pakistan)	7381	233
Saeed Anwar (Pakistan)	7318	207
Salim Malik (Pakistan)	7171	283

Leading Wicket-takers

Player	Wickets	Mtchs
Wasim Akram (Pakistan)	427	306
Waqar Younis (Pakistan)	311	195
A.Kumble (India)	267	203
Kapil Dev (India)	253	225
J.Srinath (India)	252	187
S.K.Warne (Australia)	228	146
Saqlain Mushtaq (Pakistan)	227	124
C.A.Walsh (W Indies)	227	205
C.Ambrose (W Indies)	225	176
A.A.Donald (South Africa)	206	121

Leading 5 Wicket Hauls

Player	5 wkts	Mtchs
Waqar Younis (Pakistan)	10	195
L.Klusener (South Africa)	6	91
R.J.Hadlee (New Zealand)	5	115
Saqlain Mushtaq (Pakistan)	5	124
Wasim Akram (Pakistan)	5	306
G.D.McGrath (Australia)	4	118
Aaqib Javed (Pakistan)	4	163
C.E.L.Ambrose (W Indies)	4	176
Azhar Mahmood (Pakistan)	3	92
J.Garner (W Indies)	3	98

Leading Duck-makers

Player	Ducks	Mtchs
Wasim Akram (Pakistan)	23	306
R.Kaluwitharana (Sri Lanka)	19	139
Salim Malik (Pakistan)	19	283
A.Ranatunga (Sri Lanka)	18	269
C.J.McDermott (Australia)	15	138
Rameez Raja (Pakistan)	15	198
S.S.Mahanama (Sri Lanka)	15	213
S.R.Waugh (Australia)	15	295
P.V.Simmons (West Indies)	14	143
J.Srinath (India)	14	187

Most Hundreds

Player	Hundreds	Mtchs
S.R.Tendulkar (India)	25	249
Saeed Anwar (Pakistan)	17	207
D.L.Haynes (W Indies)	17	238
M.E.Waugh (Australia)	14	217
S.C.Ganguly (India)	13	145
B.C.Lara (W Indies)	13	172
C.G.Greenidge (W Indies)	11	128
I.V.A.Richards (W Indies)	11	187
P.A.de Silva (Sri Lanka)	11	268
Ijaz Ahmed (Pakistan)	10	245

Most Fifties (including hundreds)

Player	Fifties	Matches
M.Azharuddin (India)	58	334
D.L.Haynes (W Indies)	57	238
P.A.de Silva (Sri Lanka)	57	268
Inzamam-ul-Haq (Pakistan)	54	229
Javed Miandad (Pakistan)	50	233
A.Ranatunga (Sri Lanka)	49	269
M.E.Waugh (Australia)	47	217
S.R.Tendulkar (India)	47	249
Salim Malik (Pakistan)	47	283
D.M.Jones (Australia)	46	164

Leading Catches (ex Wkt-Keepers)

Player	Catches	Mtchs
M.Azharuddin (India)	156	334
A.R.Border (Australia)	127	273
R.S.Mahanama (Sri Lanka)	109	213
S.R.Waugh (Australia)	103	295
I.V.A.Richards (W Indies)	101	187
M.E.Waugh (Australia)	91	217
Ijaz Ahmed (Pakistan)	90	245
C.L.Hooper (W Indies)	87	182
P.A.de Silva (Sri Lanka)	85	268
S.R.Tendulkar (India)	84	249

Leading Dismissals

Wicket-keeper	Dismissals	Mtchs
Moin Khan (Pakistan)	239	172
I.A.Healy (Australia)	234	168
P.J.L.Dujon (W Indies)	202	166
D.J.Richardson (Sth Africa)	165	122
R.Kaluwitharana (Sri Lanka)	154	135
N.R.Mongia (India)	154	140
A.C.Gilchrist (Australia)	143	90
A.Flower (Zimbabwe)	126	136
R.W.Marsh (Australia)	124	92
Alec Stewart (England)	122	98

Leading Stumpings

Wicket-keeper	Stmps	Mtchs
Moin Khan (Pakistan)	61	172
R.Kaluwitharana (Sri Lanka)	59	136
N.R.Mongia (India)	44	140
I.A.Healy (Australia)	39	168
Rashid Latif (Pakistan)	28	101
A.Flower (Zimbabwe)	28	136
K.S.More (India)	27	94
Salim Yousuf (Pakistan)	22	85
A.C.Parore (New Zealand)	21	108
P.J.L.Dujon (W Indies)	21	166



BOWLING SPEEDS

England (v West Indies) 15/07/2000

Name	Maximum (mph)	Minimum (mph)	Average (mph)
A.R.Caddick	87	71	82
M.A.Ealham	80	64	76
D.Gough	92	73	88
A.D.Mullally	84	74	79
M.E.Trescothick	77	55	72
C.White	88	69	85

West Indies (v Zimbabwe) 16/07/2000

Name	Maximum (mph)	Minimum (mph)	Average (mph)
M.V.Nagamootoo	62	53	57
J.C.Adams	59	46	53
M.V.Dillon	85	72	82
C.H.Gayle	63	52	55
R.D.King	90	74	86
N.A.M.McLean	84	77	81

Zimbabwe (v West Indies) 16/07/2000

Name	Maximum (mph)	Minimum (mph)	Average (mph)
A.D.R.Campbell	54	48	50
G.Flower	58	49	53
J.A.Rennie	75	63	71
B.C.Strang	74	54	70
H.H.Streak	85	68	80
D.P.Viljoen	60	45	52
G.J.Whittall	78	72	75

SUPPLIED BY FREESERVE.COM SPEEDSTER

NATWEST SERIES – HOW IT WORKS

- All matches will consist of one innings per side and each innings will be limited to 50 overs. A minimum of 25 overs per team shall constitute a match.
- Matches shall be of one day's scheduled duration with the exception of the final, for which a reserve day has been allocated in case of weather interruption.
- In matches without a reserve day there is provision for up to 60 minutes of extra official playing time in day matches and up to 30 minutes in floodlit matches to make up for time lost.
- Play is scheduled to start at 10.45am with an interval of 45 minutes at 2.15pm and close of play at 6.30pm.
- At floodlit matches play is scheduled to start at 2.30pm with an interval of 45 minutes at 6pm and close of play at 10.15pm.
- Two drinks intervals, each one hour and 10 minutes apart, are permitted for each innings.
- Where play is delayed or interrupted the umpires will reduce the length of the interval between innings. If up to 60 minutes are lost the interval will be reduced to 30 minutes. If between 60 and 120 minutes are lost the interval will be reduced to 20 minutes. If more than 120 minutes are lost the interval will be reduced to 10 minutes.
- The innings of the team batting second shall not commence before the scheduled time unless the team batting first has completed its innings at least 30 minutes prior to the scheduled interval. In such circumstances a 10-minute break will occur, the team batting second will commence its innings and the interval will occur as scheduled.
- At the instant of delivery there may be not more than five fielders on the leg side.
- For the first 15 overs only two fielders are permitted to be outside the field restriction marking at the instant of delivery. This restriction will be lifted earlier in circumstances where the number of overs is reduced.
- No bowler shall bowl more than 10 overs in an innings. In a delayed or interrupted match where the overs are reduced no bowler may bowl more than one-fifth of the total overs allowed.
- A no ball will be called for short-pitched bowling. The penalty will be one run plus any runs scored.
- Umpires have been instructed to apply a very strict and consistent interpretation in calling wides. The penalty will be one run plus any runs scored.
- Teams will wear coloured clothing and use white balls manufactured by Duke.
- Teams will play each other three times in the group stage and score two points for a win and one point for a tie or no result.
- If the scores in a match are level the result shall be a tie and no account shall be taken of the number of wickets that have fallen.
- The top two teams in the group will contest the final. In the event of teams finishing on equal points the right to play in the final will be decided according to: The most wins in the group matches. The team that won the most matches between the tied sides. The team with the higher run rate. The team that has taken the higher number of wickets per balls. In the event that teams are still level they will draw lots.

THE DUCKWORTH/LEWIS SYSTEM

The system is based on what percentage of its resources (overs and wickets) a team have left. With 50 overs left and 10 wickets remaining, a team have 100 per cent of its resources left. The table shows the percentage of resources at other stages in the innings.

The procedure for working out targets is as follows:

- 1) For each innings: Use the table to calculate the resource percentage lost by the interruption and therefore calculate the resource percentage still available.
- 2) If team B have less resources available than team A, calculate the ratio of the resources available to both teams. Team B's revised target is obtained by scaling down team A's score by this ratio.
- 3) If team B have more resources available than team A, calculate the amount by which team B's resources exceeds team A's.

Work this out as a percentage of 225 (the average 50-over score in ECB matches and one-day internationals). This gives the extra runs to add to team A's score to give team B's target.

WICKETS LOST	0	2	5	7	9
50	100	83.8	49.5	26.5	7.6
40	90.3	77.6	48.3	26.4	7.6
30	77.1	68.2	45.7	26.2	7.6
25	68.5	61.8	43.4	25.9	7.6
20	58.9	54.0	40.0	25.2	7.6
10	34.1	32.5	27.5	20.6	7.5

THE UMPIRES

- Peter Willey**
Born: 06/12/1940
 Ex-England, Leicestershire and Northamptonshire.
 Right Hand bat, off break.
International umpiring record:
First Test: West Indies v New Zealand at Bridgetown, Barbados 1996
Total Tests: 19
First one-day international: England v India at The Oval in 1996
Total one-day internationals: 17
- David Shepherd**
Born: 27/12/1940
 Ex-Gloucestershire.
 Right hand bat, right arm medium.
International umpiring record:
First Test: England v Australia at Old Trafford in 1985
Total Tests: 51
First one-day international: Pakistan v Sri Lanka at Swansea in 1983
Total one-day internationals: 93
- Ken Palmer**
Born: 22/04/1937
 Ex-England and Somerset.
 Right hand bat, right arm fast-medium.
International umpiring record:
First Test: England v Pakistan at Edgbaston in 1978
Total Tests: 22
First one-day international: England v Australia at The Oval in 1977
Total one-day internationals: 22
- Barrie Dudleston**
Born: 16/07/1945
 Ex-Gloucestershire and Leicestershire.
 Right hand bat and slow left arm.
International umpiring record:
First Test: England v West Indies at Edgbaston in 1991.
Total Tests: 2
First one-day international: England v Pakistan at Trent Bridge in 1992
Total one-day internationals: 2
- John Holder**
Born: 19/03/1945
 Ex-Hampshire.
 Right hand bat, right arm fast-medium.
International umpiring record:
First Test: England v Sri Lanka at Lord's in 1988
Total Tests: 10
First one-day international: England v Sri Lanka at The Oval in 1988
Total one-day internationals: 16
- George Sharp**
Born: 12/03/1950
 Ex-Northamptonshire.
 Right hand bat, left arm medium.
International umpiring record:
First Test: England v India at Trent Bridge in 1996
Total Tests: 11
First one-day international: India v Sri Lanka at Singapore in 1995/96
Total one-day internationals: 19
- Ray Julian**
Born: 23/08/1936
 Ex-Leicestershire.
 Right hand bat, wicket-keeper.
International umpiring record:
First one-day international: England v India at The Oval in 1996
Total one-day internationals: 4
- John Hampshire**
Born: 10/02/1941
 Ex-England, Derbyshire and Yorkshire.
 Right Hand Bat
International umpiring record:
First Test: England v Australia at Old Trafford in 1989
Total Tests: 12
First one-day international: England v Australia at Trent Bridge in 1989
Total one-day internationals: 14
- Barrie Leadbeater**
Born: 14/08/1943
 Ex-Yorkshire.
 Right hand bat, right arm medium.
International umpiring record:
First one-day international: India v West Indies at Old Trafford in 1983
Total one-day internationals: 4
- Merv Kitchen**
Born: 01/08/1940
 Ex-Somerset.
 Left hand bat, right arm medium.
International umpiring record:
First Test: England v New Zealand at Lord's in 1990
Total Tests: 20
First one-day international: Australia v Zimbabwe at Trent Bridge in 1983
Total one-day internationals: 26
- David Constant**
Born: 09/11/1941
 Ex-Leicestershire and Kent.
 Right hand bat, slow left arm.
International umpiring record:
First Test: England v Pakistan at Lord's in 1971
Total Tests: 36
First one-day international: England v Australia at Edgbaston in 1972
Total one-day internationals: 33
- Jeremy Lloyds**
Born: 17/11/1954
 Ex-Somerset and Gloucestershire.
 Left hand bat, off break.
Total one-day internationals: 1

MATCH REFEREE

- Ranjan S Madugalle**
Born: 22/4/59
 Right hand bat, off-break
International refereeing record:
First Test: Pakistan v Zimbabwe at Karachi, 1993.
Total Tests: 26
First one-day international: Pakistan v Zimbabwe at Karachi, 1993.
Total one-day internationals: 82.