

# The NatWest Series

Follow the NatWest Series on-line...

Welcome to the latest issue of the NatWest Series Newswire. Updated editions will be available after each match. To receive your copy simply visit the ECB website at [ecb.co.uk](http://ecb.co.uk), click on the NatWest logo and follow the prompts. You will then be able to print any or all of the Newswire pages. For scores from the NatWest Series and the NatWest Trophy use the live service provided in partnership with [sportinglife.com](http://sportinglife.com). Just visit NatWest's website at [natwest.com](http://natwest.com) and click on the NatWest series logo to activate the link.

Friday: 21/07

## Contents

Match review:	<b>2</b>
England v West Indies	
Final preview:	<b>3 &amp; 4</b>
England v Zimbabwe	
Series results, fixtures & statistics	<b>5</b>
One day records	<b>6</b>
Bowling speeds & regulations	<b>7</b>

# West Indies Zimbabwe

# England



## FANS THE WINNERS AFTER ONE-DAY BONANZA

All good things must come to an end. After 17 days of the spectator spectacular that is the NatWest Series, the final at Lord's on July 22 sees the culmination of some excellent international one-day cricket. Zimbabwe and England have proved worthy finalists after dominating the group stage over a West Indies side shorn of their star pacemen Curtly Ambrose and Courtney Walsh. Andy Flower's Zimbabwe side booked their place in the final early on after three straight wins and have been cruising ever since. Despite losing twice to England in the group games, Zimbabwe had already qualified by then and clearly had one eye on the Lord's final. England, under the guidance of first Alec

Stewart and then Nasser Hussain, on the other hand, have come good after a slow start. After a loss to Zimbabwe and a rain-soaked draw with the West Indies, England got back on track with Andrew Flintoff's international resurgence against Zimbabwe at Old Trafford - his 42 not out sealing the game after an excellent bowling display. The England bowlers have done Stewart and Hussain proud in the tournament and their battle with Zimbabwe's strong batting line-up (exemplified by their 290 against the West Indies at The Riverside) in the final will be the highlight. The first-ever international triangular tournament to be staged in this country has been an undoubted success, with the

crowds not only entertained by some exciting cricket but by the fireworks, the dancing girls, the music and the vibrant atmosphere at grounds throughout the country. Day/night cricket has truly come of age in Britain through the NatWest Series and the scene is surely set for more tournaments like this in summers to come.

### Completed Group Table

	P	W	L	NR	Tie	Pts	R/R
Zimbabwe	6	4	2	0	0	8	-0.28
England	6	3	2	1	0	7	0.98
West Indies	6	1	4	1	0	3	-0.70

# England v West Indies

## Squad

- 1 Nick Knight
- 2 Andy Caddick
- 3 Nasser Hussain (c)
- 4 Alec Stewart (w)
- 5 Mark Ealham
- 6 Craig White
- 7 Graeme Hick
- 8 Darren Gough
- 9 Graham Thorpe
- 10 Robert Croft
- 11 Andy Flintoff
- 13 Alan Mullally
- 21 Vikram Solanki
- 23 Marcus Trescothick
- 25 Matthew Maynard
- 79 Paul Franks

## 20th July at Trent Bridge West Indies beat England by 3 runs

ALEC STEWART climaxed a golden week in his long international career with another immaculate hundred, but it was still not enough to seal victory as West Indies edged out England by three runs in a photo-finish at Trent Bridge.

England haemorrhaged in the final over as Jamaican spinner Chris Gayle forced a run out and claimed the wickets of Darren Gough and Alan Mullally to close the England innings four runs short of victory.

England needed just 12 off the final three overs and only five off the last but still could not finish the West Indies off.

West Indies' total of 195 looked well within England's grasp until Reon King knocked them out of the comfort zone by a burst of 3 for 2 in nine balls.

After openers Trescothick and Stewart cruised to 46 after ten overs, King made his triple intervention and England began to struggle.

King removed Trescothick for 23 and then Andy Flintoff and Graeme Hick in successive deliveries.

When Graham Thorpe hesitated to be run out by a throw from Franklyn Rose, England were 56 for four, then skipper Nasser Hussain departed at 75. Stewart found dependable allies in Craig White and Mark Ealham but White (19) was run-out and Ealham (16) pulled a catch to mid-wicket in the 45th over.

Paul Franks lasted 17 balls before being superbly thrown out by Nagamootoo in the final over to signal the beginning of the end.

Earlier, West Indies' strokemakers got a start and then got out. Man-of-the-match Gayle made 37, Adams (36) and new boy Ramnaresh Sarwan (20) also started without expanding to bigger scores.

Adams, Ricardo Powell, Sherwin Campbell and Sarwan were all unlucky enough to play on to their stumps.

England's bowling effort was once more consistent with Ealham (10-0-37-2) and White (10-0-35-3) controlling matters in mid-innings.

## Squad

- 6 Shivnarine Chanderpaul
- 7 Ridley Jacobs (wk)
- 9 Brian Lara
- 10 Sherwin Campbell
- 19 Jimmy Adams (c)
- 23 Mervyn Dillon
- 29 Reon King
- 32 Corey Collymore
- 33 Courtney Walsh
- 34 Ricardo Powell
- 40 Adrian Griffith
- 43 Mahendra Nagamootoo
- 45 Chris Gayle
- 53 Ramnaresh Sarwan
- 68 Wavell Hinds
- 76 Nixon McLean
- 99 Franklyn Rose

## Quotes

### Alec Stewart

"It is disappointing. I would say 85% of what we did today was good but when you get as close as that, and we got into a winning position, it is disappointing. You have got to give credit to the West Indies. They bowled very well up front and the lad Chris Gayle bowled an exceptional over. He bowled it full, straight and quick. I thought their captain Jimmy Adams was brave in the way he left Gayle for the last over. It was the right thing to do because he had to try and win it before the last over and then he came up with the goods. We wanted to go through with four wins on the trot. We didn't quite manage that but there were a lot of positives to come out of it. Paul Franks did well on his debut and will be a better player for a taste of international cricket. It's nice I'm playing well but also good that the team is playing well. We slipped up at the end today but we are in that final and let's make sure we turn in a very good performance."

## Key Man

### Alec Stewart

In a match where the bowlers dominated Alec's Stewart's performance with the bat stood out like a beacon. He almost single-handedly won the game for England but despite finishing unbeaten on 100, he was left high and dry as his partners came and went with irritating regularity.

## Scorecard (England won toss)

WEST INDIES					
	Runs	6s	4s	BIs	Min
S L Campbell b Gough	12	0	2	20	28
C H Gayle c White b Ealham	37	0	4	71	80
W W Hinds c Hussain b Ealham	10	0	2	32	40
*J C Adams b Mullally	36	0	4	59	91
R R Sarwan b White	20	0	1	36	38
R L Powell b White	1	0	0	4	6
†R D Jacobs run out	5	0	0	18	24
M V Nagamootoo c Ealham b Gough	11	0	0	25	34
F A Rose c Franks b White	29	0	3	26	40
M Dillon not out	14	0	2	15	15
R D King not out	1	0	0	2	2
Extras (b2 lb4 w5 nb8)	19				
<b>Total (for 9, 50 overs)</b>	<b>195</b>				

Fall: 1-34, 2-63, 3-70, 4-101, 5-107, 6-132, 7-139, 8-170, 9-189.  
Bowling: P J Franks 9-0-48-0, D Gough 10-0-34-2, A D Mullally 10-0-29-1, M A Ealham 10-0-37-2, C White 10-0-35-3, G A Hick 1-0-6-0.

ENGLAND					
	Runs	6s	4s	BIs	Min
M E Trescothick c Jacobs b King	23	0	5	36	45
†A J Stewart not out	100	0	11	147	220
A Flintoff c Jacobs b King	2	0	0	7	8
G A Hick b King	0	0	0	1	0
G P Thorpe run out	5	0	0	6	12
*N Hussain c Jacobs b Nagamootoo	3	0	0	13	20
C White run out	19	0	0	44	54
M A Ealham c Gayle b Rose	16	0	2	32	35
P J Franks run out	4	0	0	17	25
D Gough b Gayle	0	0	0	1	1
A D Mullally lbw b Gayle	0	0	0	2	0
Extras (lb6 w7 nb7)	20				
<b>Total (49.5 overs)</b>	<b>192</b>				

Fall: 1-46, 2-49, 3-49, 4-56, 5-75, 6-138, 7-170, 8-191, 9-192.  
Bowling: R D King 10-1-30-3, M Dillon 10-1-52-0, F A Rose 10-0-31-1, M V Nagamootoo 10-1-41-1, C H Gayle 6.5-0-21-2, J C Adams 3-0-11-0.  
Umpires: M J Kitchen and B Leadbeater.

## Quotes

### Jimmy Adams

"It was a good game of cricket. I'd like to say to England 'well played'. I still think we were about twenty or thirty runs short but the fellows went out and bowled a lot better than we have been bowling recently. There was a lot more commitment today and we got a good result. I don't think we had the best start in the first two or three overs but Reon King got some important wickets and everybody sort of slotted in after that." Adams also praised spinner Chris Gayle for coping with the pressure-cooker last over: "He (Gayle) has done it for Jamaica many times in our regional cricket so I think it's something that he's getting used to."

## Man of the Match

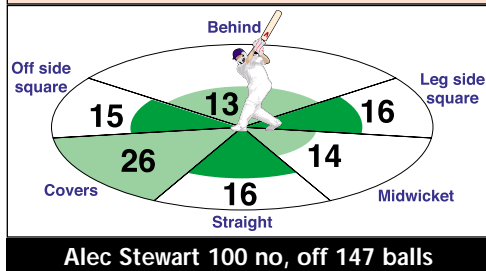
Brought on to bowl the last over with England needing just five runs for victory, the Jamaican spinner performed heroics by forcing a run-out and then dismissing the last two England batsmen while just conceding a solitary run. Overall figures of 3 for 21 are good in themselves, never mind the last-over antics.



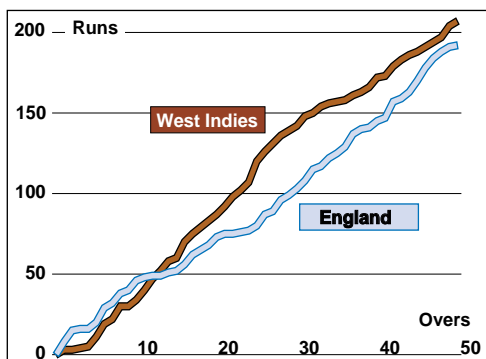
## Chris Gayle

Runs: 37. Wickets: 2. Catches: 1.

## Best innings



## Run Graph



## Key Man

### Reon King

King's three wickets early in the England innings put the pressure back on Nasser Hussain's men after the West Indies looked vulnerable defending a total of just 195. His pace and accuracy caused the England batsmen particular problems in his first spell where he claimed 3 for 2 in nine balls.



There will be glorious sunshine at first but cloud will build up by midday to shorten sunny spells in the afternoon. It will stay dry and very warm but there will be a moderate easterly wind. The light will stay good through the day. Max temp 25-26C (77-79F).

# The Final England v Zimbabwe

22nd July at Lord's

After 17 days of hard-fought competition the inaugural NatWest Series comes to a finale at Lord's on Saturday.

The competition has been an undoubted success, offering the unprecedented opportunity for English fans to see three top-class international sides in action. The final promises to be an intriguing encounter between home side England and dark horses Zimbabwe, who have surprised many people by breezing into the final after winning their first three games.

What began with the fireworks of the first ever day/night international at Bristol on July 6 will culminate

in a battle at cricket's traditional home on the 22nd as the two clear winners from the group stage meet.

England, under the guidance of Alec Stewart and Nasser Hussain, have made excellent progress after a shaky start to the tournament while Andy Flowers's Zimbabweans have taken the opposite route, forging ahead early on and then succumbing twice to England in the later games.

But the final will prove a different prospect as Flower's men have considerably more to play for at Lord's. Their batting line-up is no push-over as they proved against West Indies at the Riverside, thrashing

290 in 49 overs to overcome Jimmy Adams' men when all looked lost. Murray Goodwin and Neil Johnson will also be extra keen to put in a good performance after both announcing their retirement from international cricket after this tour.

England's progress has been helped in no small part due to new boy Marcus Trescothick, whose belligerent batting at the top of the order has put England in commanding positions early in the innings.

Stewart will be hoping the Somerset man will again produce the goods to leave Englishmen everywhere smiling on Saturday evening.

### The Pitch

The most famous trait of the surface at Lord's is the slope which runs from the Grandstand side to the Tavern side of the ground. The drop in height across the pitch has been measured at seven feet and has aided many a ball on its way to the Tavern boundary. All bowlers have to come to terms with the difference in running in from the Nursery and Pavilion Ends, although the experienced hands on show in the NatWest Series should be able to cope.

### The Ground

Lord's is, without doubt, the most impressive cricketing venue in this country and plays host to the finals of all England's major tournaments. The ground, named after Thomas Lord who founded the original cricket club, boasts a unique atmosphere unrivalled throughout the world. The latest addition to the Lord's experience is the new Media Centre, which has been likened to a spaceship, and dominates the sky-line at the Nursery End.

## Head to Head Stats

### Batting Averages

England											Zimbabwe										
Name	M	I	NO	Runs	HS	Avg	100s	50s	Ct	St	Name	M	I	NO	Runs	HS	Avg	100s	50s	Ct	St
M.E.Trescothick	3	3	0	128	79	42.66	-	1	-	-	G.W.Flower	14	14	3	373	84*	33.90	-	3	2	-
A.Flintonoff	4	3	1	68	42*	34.00	-	-	1	-	A.D.R.Campbell	14	14	2	391	80*	32.58	-	3	6	-
G.A.Hick	12	12	2	331	87*	33.10	-	4	7	-	H.H.Streak	13	12	5	197	45	28.14	-	-	3	-
G.P.Thorpe	7	6	0	197	89	32.83	-	2	2	-	N.C.Johnson	9	9	0	231	97	25.66	-	2	2	-
A.J.Stewart	9	9	0	291	101	32.33	1	-	23	1	A.Flower	15	15	0	353	63	23.53	-	3	18	3
N.Hussain	10	10	2	232	64	29.00	-	2	8	-	G.B.Brent	4	2	1	23	13*	23.00	-	-	1	-
M.A.Ealham	9	6	2	111	36*	27.75	-	-	1	-	S.V.Carlisle	8	8	0	139	41	17.37	-	-	2	-
R.D.B.Croft	4	4	2	45	30*	22.50	-	-	2	-	G.J.Whittall	11	11	2	152	53	16.88	-	1	7	-
N.V.Knight	8	8	1	139	72*	19.85	-	1	3	-	M.W.Goodwin	9	9	0	126	28	14.00	-	-	3	-
C.White	9	7	1	96	27*	16.00	-	-	2	-	B.C.Strang	3	2	0	14	13	7.00	-	-	1	-
A.R.Caddick	8	5	2	28	21*	9.33	-	-	-	-	P.A.Strang	9	8	1	37	16	5.28	-	-	1	-
A.D.Mullally	10	4	1	25	20	8.33	-	-	3	-	H.K.Olonga	6	4	1	12	11	4.00	-	-	2	-
D.Gough	14	9	4	36	9	7.20	-	-	-	-	C.B.Wishart	2	2	0	8	6	4.00	-	-	-	-
											D.P.Viljoen	6	5	1	12	6	3.00	-	-	3	-
											M.Mbangwa	1	0	0	0	0	-	-	-	-	-

### Bowling Averages

England							Zimbabwe								
Name	O	M	R	W	Avg	Best	5w	Name	O	M	R	W	Avg	Best	5w
M.E.Trescothick	1.4	0	7	2	3.50	2-7	-	M.Mbangwa	7	1	28	2	14.00	2-28	-
G.A.Hick	30	3	132	9	14.66	5-33	1	G.W.Flower	51	3	184	10	18.40	3-9	-
C.White	72.5	4	299	16	18.68	5-21	1	D.P.Viljoen	33	1	131	7	18.71	3-20	-
A.D.Mullally	95.2	17	299	16	18.68	3-29	-	H.K.Olonga	44.5	5	218	10	21.80	6-19	1
D.Gough	128.3	19	483	23	21.00	5-44	1	P.A.Strang	69.5	4	255	11	23.18	3-24	-
M.A.Ealham	83.3	9	271	12	22.58	5-15	1	H.H.Streak	106.2	6	470	19	24.73	3-26	-
A.R.Caddick	74	18	193	8	24.12	2-24	-	N.C.Johnson	37	3	146	5	29.20	2-37	-
R.D.B.Croft	28	2	149	5	29.80	2-33	-	G.B.Brent	27.2	0	144	4	36.00	3-29	-
G.P.Thorpe	2	1	5	0	-	-	-	G.J.Whittall	49	2	220	6	36.66	2-11	-
A.Flintonoff	7	0	34	0	-	-	-	B.C.Strang	26	2	95	2	47.50	1-34	-
								A.D.R.Campbell	1	0	7	0	-	-	-

### Best Individual Scores

England		
A.J.Stewart	101	Edgbaston 2000
G.P.Thorpe	89	Brisbane 1994/95
G.A.Hick	87*	Bulawayo 1999/00
G.A.Hick	80	Harare 1999/00
M.E.Trescothick	79	The Oval 2000

Zimbabwe		
N.C.Johnson	97	Cape Town 1999/00
G.W.Flower	84*	Sydney 1994/95
A.D.R.Campbell	80*	Harare 1996/97
A.D.R.Campbell	80	The Oval 2000
A.Flower	63	Harare 1996/97

### Highest Team Totals

England		
262 for 8	Edgbaston	2000
248 for 7	Harare	1999/00
207	The Oval	2000
200 for 8	Brisbane	1994/95

Zimbabwe		
249 for 7	Harare	1996/97
211 for 7	Cape Town	1999/00
210 for 5	The Oval	2000
210 for 9	Edgbaston	2000
205	Sydney	1994/95

### Lowest Team Totals

England		
107	Cape Town	1999/00
118	Harare	1996/97
125	Albury	1991/92
152	Bulawayo	1996/97

Zimbabwe		
114	Old Trafford	2000
131	Bulawayo	1999/00
134	Albury	1991/92
163	Harare	1999/00
174	Brisbane	1994/95

### Leading Duck Makers

England		
	Ducks	Matches
G.A.Hick	3	12
G.A.Gooch	2	3
N.V.Knight	2	8
C.White	2	9

Zimbabwe		
	Ducks	Matches
P.A.Strang	4	9
H.K.Olonga	2	6
G.J.Whittall	2	11

### Best Individual Bowling

England			
M.A.Ealham	5/15	Kimberley	1999/00
C.White	5/21	Bulawayo	1999/00
G.A.Hick	5/33	Harare	1999/00
D.Gough	5/44	Sydney	1994/95
D.Gough	4/43	Harare	1996/97

Zimbabwe			
H.K.Olonga	6/19	Cape Town	1999/00
E.A.Brandes	5/28	Harare	1996/97
E.A.Brandes	4/21	Albury	1991/92
G.W.Flower	3/9	The Oval	2000





# The Final

### Head to Head NatWest Series: 8th July 2000 at The Oval

England Innings	34	53	55	30	35
Zimbabwe Innings	32	31	42	51	54

0-10 Overs 11-20 Overs 31-30 Overs 31-40 Overs 41-50 Overs

First 15 Overs Scoring Breakdown															
	1	2	3	4	5	6	7	8	9	10	11	12	13	14	15
England	3	3	4	5	11	19	22	30	30	34	40	47	52	58	60
Zimbabwe	1	6	6	7	12	13	17	22	24	32	35	39	40	42	42

Zimbabwe beat England by 5 wickets. England 207 (50 overs) (M.E.Trescothick 79, G.A.Hick 50, G.W.Flower 3-9, P.A.Strang 3-36); Zimbabwe 210 for 5 (48.2 overs) (A.D.R.Campbell 80, A.Flower 61)

Extras			
England Innings			
b	lb	w	nb
0	2	5	0

Zimbabwe Innings			
b	lb	w	nb
4	5	4	6

Man Of The Match: Alistair Campbell

### Head to Head NatWest Series: 13th July 2000 at Old Trafford

Zimbabwe Innings	42	14	18	40
England Innings	32	72	11	

0-10 Overs 11-20 Overs 31-30 Overs 31-40 Overs 41-50 Overs

First 15 Overs Scoring Breakdown															
	1	2	3	4	5	6	7	8	9	10	11	12	13	14	15
Zimbabwe	4	13	14	16	22	22	28	33	37	42	47	48	48	52	52
England	3	6	13	15	17	27	28	28	31	32	36	42	57	65	66

England beat Zimbabwe by 8 wickets. Zimbabwe 114 (38.4 overs); England 115 for 2 (20.3 overs)

Extras			
Zimbabwe Innings			
b	lb	w	nb
1	4	0	8

England Innings			
b	lb	w	nb
0	1	3	5

Man Of The Match: Andrew Flintoff

### Head to Head NatWest Series: 18th July 2000 at Edgbaston

England Innings	56	40	42	51	73
Zimbabwe Innings	25	51	43	30	61

0-10 Overs 11-20 Overs 31-30 Overs 31-40 Overs 41-50 Overs

First 15 Overs Scoring Breakdown															
	1	2	3	4	5	6	7	8	9	10	11	12	13	14	15
England	6	15	20	31	36	41	45	46	51	56	60	64	71	79	82
Zimbabwe	0	3	8	14	14	15	17	25	25	25	27	33	40	42	48

England beat Zimbabwe by 52 runs. England 262 for 8 (50 overs) (A.J.Stewart 101, H.H.Streak 3-59); Zimbabwe 210 for 9 (50 overs) (A.D.R.Campbell 60, N.C.Johnson 52, C.White 3-34)

Extras			
England Innings			
b	lb	w	nb
0	5	11	1

Zimbabwe Innings			
b	lb	w	nb
1	5	4	6

Man Of The Match: Alec Stewart

### Zimbabwe's Opening stands in the NatWest Series

v West Indies at Bristol	24, N Johnson and G J Whittall
v England at The Oval	0, N Johnson and G J Whittall
v West Indies at Canterbury	89, N Johnson and G J Whittall
v England at Old Trafford	14, N Johnson and G J Whittall
v West Indies at Durham	18, N Johnson and G J Whittall
v England at Edgbaston	25, N Johnson and C B Wishart

### Best Innings: Murray Goodwin 112 no, off 137 balls

v West Indies at The Riverside

### England's Opening stands in the NatWest Series

v Zimbabwe at The Oval	30, M E Trescothick and A J Stewart
v West Indies at Lord's	23, M E Trescothick and A J Stewart
v Zimbabwe at Old Trafford	28, M E Trescothick and A J Stewart
v West Indies at The Riverside	*171, M E Trescothick and A J Stewart
v Zimbabwe at Edgbaston	41, M E Trescothick and A J Stewart
v West Indies at Trent Bridge	46, M E Trescothick and A J Stewart

### Best Innings: Alec Stewart 101, off 144 balls

v Zimbabwe at Edgbaston



## NATWEST SERIES RESULTS & FIXTURES

**6th Jul 2000**  
**Bristol: West Indies 0 pts lost to Zimbabwe 2 pts by 6 wickets**  
 West Indies 232 for 7 (50 overs) (B.C.Lara 60, W.W.Hinds 51);  
 Zimbabwe 233 for 4 (45 overs) (N.C.Johnson 95\*)  
**Man of the Match:**  
 N C Johnson

**8th Jul 2000**  
**The Oval: England 0 pts lost to Zimbabwe 2 pts by 5 wickets**  
 England 207 (50 overs) (M.E.Trescothick 79, G.A.Hick 50, G.W.Flower 3-9, P.A.Strang 3-36);  
 Zimbabwe 210 for 5 (48.2 overs) (A.D.R.Campbell 80, A.Flower 61)  
**Man of the Match:**  
 A D R Campbell

**9th July 2000**  
**Lord's: England 1 pt reached no result against West Indies 1 pt**  
 England 158 for 8 (43.5 overs) (F.A.Rose 3-42);  
 West Indies  
**Man of the Match:** Not Awarded

**11th Jul 2000**  
**Canterbury: West Indies 0 pts lost to Zimbabwe 2 pts by 70 runs**  
 Zimbabwe 256 for 4 (50 overs) (G.J.Whittall 83, A.D.R.Campbell 77\*, N.C.Johnson 51);  
 West Indies 186 for 8 (50 overs) (N.A.M.McLean 50\*)  
**Man of the Match:** G J Whittall

**13th Jul 2000**  
**Old Trafford: England 2 pts beat Zimbabwe 0 pts by 8 wickets**

Zimbabwe 114 (38.4 overs); England 115 for 2 (20.3 overs)  
**Man of the Match:** A Flintoff  
**15th July 2000**  
**Riverside: England 2 pts beat West Indies 0 pts by 10 wickets**  
 West Indies 169 for 8 (50 overs) (B.C.Lara 54, A.D.Mullally 3-27);  
 England 171 for 0 (35.2 overs) (M.E.Trescothick 87\*, A.J.Stewart 74\*)  
**Man of the Match:** M E Trescothick

**Sunday July 16**  
**Riverside: Zimbabwe 2 pts beat West Indies 0 pts by 6 wkts**  
 West Indies 287-5 (50 overs) (S L Campbell 105, B C Lara 87)  
 Zimbabwe 290-4 (49.1 overs) (M W Goodwin 112 no, G W Flower 96 no)  
**Man of the Match:**  
 M W Goodwin

**Tuesday July 18 Edgbaston**  
**Edgbaston: England 2 pts beat Zimbabwe 0 pts by 52 runs**  
 England 262 for 8 (50 overs) (A.J.Stewart 101, H.H.Streak 3-59);  
 Zimbabwe 210 for 9 (50 overs) (A.D.R.Campbell 60, N.C.Johnson 52, C.White 3-34)  
**Man of the Match:** A J Stewart

**Thursday July 20 Trent Bridge**  
**Trent Bridge: West Indies 2 pts beat England 0 pts by 3 runs.**  
 West Indies 195-9 (50 overs);  
 England 192 all out (A.J.Stewart 100no).  
**Man of the Match:** C H Gayle

**Saturday July 22 Lord's**  
**FINAL**  
**England v Zimbabwe**  
 Umpires: David Shepherd and Peter Willey

## NATWEST SERIES STATISTICS

### England

Batting Averages										
Name	M	I	NO	Runs	HS	Avg	100s	50s	Ct	St
A.J.Stewart	6	6	2	311	101	77.75	2	1	11	-
M.E.Trescothick	6	6	1	287	87*	57.40	-	2	1	-
M.A.Ealham	6	4	1	74	32	24.66	-	-	1	-
A.Flintoff	5	4	1	70	42*	23.33	-	-	3	-
G.P.Thorpe	6	4	0	92	42	23.00	-	-	1	-
G.A.Hick	6	5	1	85	50	21.25	-	1	-	-
N.Hussain	2	2	0	37	34	18.50	-	-	2	-
C.White	5	3	0	50	21	16.66	-	-	3	-
R.D.B.Croft	2	2	1	10	5*	10.00	-	-	-	-
D.Gough	6	4	3	7	3*	7.00	-	-	-	-
P.J.Franks	1	1	0	4	4	4.00	-	-	1	-
M.P.Maynard	4	2	0	3	3	1.50	-	-	1	-
A.R.Caddick	5	3	0	3	2	1.00	-	-	-	-
A.D.Mullally	6	2	0	0	0	0.00	-	-	-	-

Bowling Averages							
Name	O	M	R	W	Avg	Best	5wi
M.E.Trescothick	3.4	0	20	2	10.00	2-7	-
C.White	29	1	105	9	11.66	3-34	-
A.D.Mullally	46.2	6	139	7	19.85	3-27	-
A.R.Caddick	36	8	105	5	21.00	2-27	-
G.A.Hick	8	0	43	2	21.50	2-37	-
R.D.B.Croft	5	0	30	1	30.00	1-30	-
D.Gough	46	3	193	6	32.16	2-34	-
M.A.Ealham	50	7	162	5	32.40	2-37	-
A.Flintoff	4	0	20	0	-	-	-
P.J.Franks	9	0	48	0	-	-	-

### West Indies


Batting Averages										
Name	M	I	NO	Runs	HS	Avg	100s	50s	Ct	St
N.A.M.McLean	5	3	2	55	50*	55.00	-	1	-	-
B.C.Lara	5	4	0	204	87	51.00	-	3	-	-
S.L.Campbell	5	4	0	133	105	33.25	1	-	1	-
R.D.Jacobs	6	5	2	90	37	30.00	-	-	7	-
C.H.Gayle	6	5	0	113	41	22.60	-	-	5	-
W.W.Hinds	6	5	0	113	51	22.60	-	1	2	-
R.R.Sarwan	1	1	0	20	20	20.00	-	-	-	-
F.A.Rose	5	4	0	77	30	19.25	-	-	-	-
J.C.Adams	6	4	1	48	36	16.00	-	-	-	-
R.L.Powell	6	5	0	78	36	15.60	-	-	2	-
M.V.Nagamootoo	2	2	1	13	11	13.00	-	-	-	-
A.F.G.Griffith	1	1	0	10	10	10.00	-	-	-	-
M.V.Dillon	6	3	3	20	14*	-	-	-	1	-
R.D.King	4	1	1	1	1*	-	-	-	-	-
C.D.Collymore	2	0	0	0	0	-	-	-	-	-

Bowling Averages							
Name	O	M	R	W	Avg	Best	5wi
F.A.Rose	44	1	201	8	25.12	3-42	-
R.D.King	34.1	2	145	4	36.25	3-30	-
C.H.Gayle	46.5	2	187	5	37.40	2-21	-
M.V.Dillon	51.5	6	220	3	73.33	2-52	-
C.D.Collymore	17	0	86	1	86.00	1-46	-
M.V.Nagamootoo	19	1	90	1	90.00	1-41	-
N.A.M.McLean	41	3	219	2	109.50	2-25	-
R.L.Powell	0.2	0	6	0	-	-	-
J.C.Adams	19	0	105	0	-	-	-

### Zimbabwe

Batting Averages										
Name	M	I	NO	Runs	HS	Avg	100s	50s	Ct	St
G.W.Flower	6	6	3	170	96*	56.66	-	1	3	-
A.D.R.Campbell	6	6	1	256	80	51.20	-	3	3	-
H.H.Streak	4	2	1	45	45	45.00	-	-	1	-
N.C.Johnson	6	6	1	209	95*	41.80	-	3	2	-
M.W.Goodwin	6	6	1	186	112*	37.20	1	-	-	-
G.J.Whittall	6	5	1	128	83	32.00	-	1	4	-
A.Flower	6	6	1	153	61	30.60	-	1	1	-
S.V.Carlisle	4	2	0	19	19	9.50	-	-	1	-
P.A.Strang	4	2	1	7	7*	7.00	-	-	-	-
C.B.Wishart	2	2	0	9	7	4.50	-	-	1	-
D.P.Viljoen	6	2	0	6	6	3.00	-	-	2	-
B.C.Strang	5	1	0	1	1	1.00	-	-	1	-
M.Mbwanga	1	1	1	5	5*	-	-	-	-	-

Bowling Averages							
Name	O	M	R	W	Avg	Best	5wi
G.W.Flower	22	0	110	7	15.71	3-9	-
N.C.Johnson	27	1	104	5	20.80	2-16	-
H.H.Streak	34	0	161	7	23.00	3-59	-
D.P.Viljoen	47	1	219	7	31.28	3-75	-
P.A.Strang	26.3	0	142	4	35.50	3-36	-
M.L.Nkala	8	2	40	1	40.00	1-40	-
G.B.Brent	17	1	101	2	50.50	2-59	-
B.C.Strang	46	7	178	2	89.00	1-35	-
G.J.Whittall	22	1	109	1	109.00	1-31	-
A.D.R.Campbell	1	0	8	0	-	-	-
M Mbwanga	10	0	43	0	-	-	-
J.A.Rennie	10	1	48	0	-	-	-



# The NatWest Series

## OVERALL ONE DAY INTERNATIONAL RECORDS

### Best Individual Scores

Saeed Anwar	194	Pakistan v India	Chennai	1996/97
I.V.A.Richards	189*	West Indies v England	Old Trafford	1984
G.Kirsten	188*	South Africa v UAE	Rawalpindi	1995/96
S.R.Tendulkar	186*	India v New Zealand	Hyderabad	1999/00
S.C.Ganguly	183	India v Sri Lanka	Taunton	1999
I.V.A.Richards	181	West Indies v Sri Lanka	Karachi	1987/88
Kapil Dev	175*	India v Zimbabwe	Tunbridge Wells	1983
G.M.Turner	171*	N Zealand v East Africa	Edgbaston	1975
D.J.Callaghan	169*	South Africa v N Zealand	Centurion	1994/95
B.C.Lara	169	West Indies v Sri Lanka	Sharjah	1995/96

### Leading Matches

Player	Matches
M.Azharuddin (India)	334
Wasim Akram (Pakistan)	306
S.R.Waugh (Australia)	295
Salim Malik (Pakistan)	283
A.R.Border (Australia)	273
A.Ranatunga (Sri Lanka)	269
P.A.de Silva (Sri Lanka)	268
S.R.Tendulkar (India)	249
Ijaz Ahmed (Pakistan)	245
D.L.Haynes (W Indies)	238

### Most Hundreds

Player	Hundreds	Mtchs
S.R.Tendulkar (India)	25	249
Saeed Anwar (Pakistan)	17	207
D.L.Haynes (W Indies)	17	238
M.E.Waugh (Australia)	14	217
S.C.Ganguly (India)	13	145
B.C.Lara (W Indies)	13	172
C.G.Greenidge (W Indies)	11	128
I.V.A.Richards (W Indies)	11	187
P.A.de Silva (Sri Lanka)	11	268
Ijaz Ahmed (Pakistan)	10	245

### Best Innings Bowling

Aaqib Javed	7/37	Pakistan v India	Sharjah	1991/92
W.W.Davis	7/51	West Indies v Australia	Headingley	1983
A.Kumble	6/12	India v West Indies	Calcutta	1993/94
G.J.Gilmour	6/14	Australia v England	Headingley	1975
Imran Khan	6/14	Pakistan v India	Sharjah	1984/85
C.E.H.Croft	6/15	West Indies v England	Arnos Vale	1980/81
Azhar Mahmood	6/18	Pakistan v West Indies	Sharjah	1999/00
H.K.Olonga	6/19	Zimbabwe v England	Cape Town	1999/00
B.C.Strang	6/20	Zimbabwe v Bangladesh	Nairobi	1997/98
A.A.Donald	6/23	South Africa v Kenya	Nairobi	1996/97

### Leading Runscorers

Player	Runs	Mtchs
M.Azharuddin (India)	9377	334
S.R.Tendulkar (India)	9262	249
D.L.Haynes (W Indies)	8648	238
P.A.de Silva (Sri Lanka)	8334	268
M.E.Waugh (Australia)	7492	217
A.Ranatunga (Sri Lanka)	7454	269
Inzamam-ul-Haq (Pakistan)	7418	229
Javed Miandad (Pakistan)	7381	233
Saeed Anwar (Pakistan)	7318	207
Salim Malik (Pakistan)	7171	283

### Most Fifties (including hundreds)

Player	Fifties	Matches
M.Azharuddin (India)	58	334
D.L.Haynes (W Indies)	57	238
P.A.de Silva (Sri Lanka)	57	268
Inzamam-ul-Haq (Pakistan)	54	229
Javed Miandad (Pakistan)	50	233
A.Ranatunga (Sri Lanka)	49	269
M.E.Waugh (Australia)	47	217
S.R.Tendulkar (India)	47	249
Salim Malik (Pakistan)	47	283
D.M.Jones (Australia)	46	164

### Highest Team Totals

398 for 5	Sri Lanka v Kenya	Kandy	1995/96
376 for 2	India v New Zealand	Hyderabad	1999/00
373 for 6	India v Sri Lanka	Taunton	1999
371 for 9	Pakistan v Sri Lanka	Nairobi	1996/97
363 for 7	England v Pakistan	Trent Bridge	1992
360 for 4	West Indies v Sri Lanka	Karachi	1987/88
349 for 6	Australia v New Zealand	Christchurch	1999/00
349 for 9	Sri Lanka v Pakistan	Singapore	1995/96
349 for 9	New Zealand v India	Rajkot	1989/00
348 for 8	New Zealand v India	Nagpur	1995/96

### Leading Wicket-takers

Player	Wickets	Mtchs
Wasim Akram (Pakistan)	427	306
Waqar Younis (Pakistan)	311	195
A.Kumble (India)	267	203
Kapil Dev (India)	253	225
J.Srinath (India)	252	187
S.K.Warne (Australia)	228	146
Saqlain Mushtaq (Pakistan)	227	124
C.A.Walsh (W Indies)	227	205
C.Ambrose (W Indies)	225	176
A.A.Donald (South Africa)	206	121

### Leading Catches (ex Wkt-Keepers)

Player	Catches	Mtchs
M.Azharuddin (India)	156	334
A.R.Border (Australia)	127	273
R.S.Mahanama (Sri Lanka)	109	213
S.R.Waugh (Australia)	103	295
I.V.A.Richards (W Indies)	101	187
M.E.Waugh (Australia)	91	217
Ijaz Ahmed (Pakistan)	90	245
C.L.Hooper (W Indies)	87	182
P.A.de Silva (Sri Lanka)	85	268
S.R.Tendulkar (India)	84	249

### Lowest Team Totals

43	Pakistan v West Indies	Cape Town	1992/93
45	Canada v England	Old Trafford	1979
55	Sri Lanka v West Indies	Sharjah	1986/87
63	India v Australia	Sydney	1980/81
64	New Zealand v Pakistan	Sharjah	1985/86
68	Scotland v West Indies	Leicester	1999
69	South Africa v Australia	Sydney	1993/94
70	Australia v England	Edgbaston	1977
70	Australia v New Zealand	Adelaide	1985/86
71	Pakistan v West Indies	Brisbane	1992/93

### Leading 5 Wicket Hauls

Player	5 wkts	Mtchs
Waqar Younis (Pakistan)	10	195
L.Klusener (South Africa)	6	91
R.J.Hadlee (New Zealand)	5	115
Saqlain Mushtaq (Pakistan)	5	124
Wasim Akram (Pakistan)	5	306
G.D.McGrath (Australia)	4	118
Aaqib Javed (Pakistan)	4	163
C.E.L.Ambrose (W Indies)	4	176
Azhar Mahmood (Pakistan)	3	92
J.Garner (W Indies)	3	98

### Leading Dismissals

Wicket-keeper	Dismissals	Mtchs
Moin Khan (Pakistan)	239	172
I.A.Healy (Australia)	234	168
P.J.L.Dujon (W Indies)	202	166
D.J.Richardson (Sth Africa)	165	122
R.Kaluwitharana (Sri Lanka)	154	135
N.R.Mongia (India)	154	140
A.C.Gilchrist (Australia)	143	90
A.Flower (Zimbabwe)	126	136
R.W.Marsh (Australia)	124	92
Rashid Latif (Pakistan)	122	101

### Leading Balls Bowled

Player	Balls bowled	Mtchs
Wasim Akram (Pakistan)	15727	306
Kapil Dev (India)	11202	225
A.Kumble (India)	10897	203
C.A.Walsh (West Indies)	10822	205
J.Srinath (India)	9775	187
Waqar Younis (Pakistan)	9640	195
C.E.L.Ambrose (West Indies)	9353	176
S.R.Waugh (Australia)	8763	295
S.K.Warne (Australia)	8050	146
Aaqib Javed (Pakistan)	8012	163

### Most Not Outs

Player	Not Outs	Mtchs
M.Azharuddin (India)	54	334
S.R.Waugh (Australia)	53	295
A.Ranatunga (Sri Lanka)	47	269
M.G.Bevan (Australia)	44	141
C.Z.Harris (New Zealand)	43	43
152		
Wasim Akram (Pakistan)	43	306
Javed Miandad (Pakistan)	41	233

### Leading Duck-makers

Player	Ducks	Mtchs
Wasim Akram (Pakistan)	23	306
R.Kaluwitharana (Sri Lanka)	19	139
Salim Malik (Pakistan)	19	283
A.Ranatunga (Sri Lanka)	18	269
C.J.McDermott (Australia)	15	138
Rameez Raja (Pakistan)	15	198
R.S.Mahanama (Sri Lanka)	15	213
S.R.Waugh (Australia)	15	295
P.V.Simmons (West Indies)	14	143
J.Srinath (India)	14	187

### Leading Stumpings

Wicket-keeper	Stmps	Mtchs
Moin Khan (Pakistan)	61	172
R.Kaluwitharana (Sri Lanka)	59	136
N.R.Mongia (India)	44	140
I.A.Healy (Australia)	39	168
Rashid Latif (Pakistan)	28	101
A.Flower (Zimbabwe)	28	136
K.S.More (India)	27	94
Salim Yousuf (Pakistan)	22	85
A.C.Parore (New Zealand)	21	108
P.J.L.Dujon (W Indies)	21	166



## BOWLING SPEEDS

### England (v West Indies) 20/07/2000

Name	Maximum (mph)	Minimum (mph)	Average (mph)
D.Gough	89.6	72.4	83.0
P.J.Franks	85.2	77.5	81.8
C.White	86.9	68.2	81.1
A.D.Mullally	81.6	64.6	76.6
M.A.Ealham	81.6	66.7	75.8
G.A.Hick	53.4	48.8	50.1

### West Indies (v England) 20/07/2000

Name	Maximum (mph)	Minimum (mph)	Average (mph)
J.C.Adams	55.9	48.2	57.7
M.V.Dillon	86.6	74.3	83.4
C.H.Gayle	63.4	51.1	55.6
R.D.King	89.8	83.6	87.1
M.V.Nagamootoo	61.8	50.7	58.1
F.A.Rose	86.4	81.4	83.7

### Zimbabwe (v England) 18/07/2000

Name	Maximum (mph)	Minimum (mph)	Average (mph)
H.H.Streak	83.9	76.6	80.6
N.C.Johnson	82.1	73.5	78.6
G.J.Whittall	77.1	47.1	72.8
M.Mbwanga	74.8	57.0	70.1
D.P.Viljoen	60.0	44.9	51.8
G.W.Flower	60.0	47.6	51.4
P.A.Strang	59.3	44.9	48.4

**Highest Recorded Dismissal Speed:**  
White: Speed – 86.4 (Wicket of Rose, caught Franks)

**Highest Recorded Dismissal Speed:**  
King: Speed – 89.0 (Wicket of Hick, lbw)

**Highest Recorded Dismissal Speed:**  
Streak: Speed – 82.8 (Wicket of White, caught Johnson)

**SUPPLIED BY FREEERVE.COM SPEEDSTER**

## NATWEST SERIES – HOW IT WORKS

- All matches will consist of one innings per side and each innings will be limited to 50 overs. A minimum of 25 overs per team shall constitute a match.
- Matches shall be of one day's scheduled duration with the exception of the final, for which a reserve day has been allocated in case of weather interruption.
- In matches without a reserve day there is provision for up to 60 minutes of extra official playing time in day matches and up to 30 minutes in floodlit matches to make up for time lost.
- Play is scheduled to start at 10.45am with an interval of 45 minutes at 2.15pm and close of play at 6.30pm.
- At floodlit matches play is scheduled to start at 2.30pm with an interval of 45 minutes at 6pm and close of play at 10.15pm.
- Two drinks intervals, each one hour and 10 minutes apart, are permitted for each innings.
- Where play is delayed or interrupted the umpires will reduce the length of the interval between innings. If up to 60 minutes are lost the interval will be reduced to 30 minutes. If between 60 and 120 minutes are lost the interval will be reduced to 20 minutes. If more than 120 minutes are lost the interval will be reduced to 10 minutes.
- The innings of the team batting second shall not commence before the scheduled time unless the team batting first has completed its innings at least 30 minutes prior to the scheduled interval. In such circumstances a 10-minute break will occur, the team batting second will commence its innings and the interval will occur as scheduled.
- At the instant of delivery there may be not more than five fieldsmen on the leg side.
- For the first 15 overs only two fieldsmen are permitted to be outside the field restriction marking at the instant of delivery. This restriction will be lifted earlier in circumstances where the number of overs is reduced.
- No bowler shall bowl more than 10 overs in an innings. In a delayed or interrupted match where the overs are reduced no bowler may bowl more than one-fifth of the total overs allowed.
- A no ball will be called for short-pitched bowling. The penalty will be one run plus any runs scored.
- Umpires have been instructed to apply a very strict and consistent interpretation in calling wides. The penalty will be one run plus any runs scored.
- Teams will wear coloured clothing and use white balls manufactured by Duke.
- Teams will play each other three times in the group stage and score two points for a win and one point for a tie or no result.
- If the scores in a match are level the result shall be a tie and no account shall be taken of the number of wickets that have fallen.
- The top two teams in the group will contest the final. In the event of teams finishing on equal points the right to play in the final will be decided according to: The most wins in the group matches. The team that won the most matches between the tied sides. The team with the higher run rate. The team that has taken the higher number of wickets per balls. In the event that teams are still level they will draw lots.

## THE DUCKWORTH/LEWIS SYSTEM

The system is based on what percentage of its resources (overs and wickets) a team have left. With 50 overs left and 10 wickets remaining, a team have 100 per cent of its resources left. The table shows the percentage of resources at other stages in the innings.

The procedure for working out targets is as follows:

- 1) For each innings: Use the table to calculate the resource percentage lost by the interruption and therefore calculate the resource percentage still available.
- 2) If team B have less resources available than team A, calculate the ratio of the resources available to both teams. Team B's revised target is obtained by scaling down team A's score by this ratio.
- 3) If team B have more resources available than team A, calculate the amount by which team B's resources exceeds team A's.

Work this out as a percentage of 225 (the average 50-over score in ECB matches and one-day internationals). This gives the extra runs to add to team A's score to give team B's target.

WICKETS LOST	0	2	5	7	9
50	100	83.8	49.5	26.5	7.6
40	90.3	77.6	48.3	26.4	7.6
30	77.1	68.2	45.7	26.2	7.6
25	68.5	61.8	43.4	25.9	7.6
20	58.9	54.0	40.0	25.2	7.6
10	34.1	32.5	27.5	20.6	7.5

## THE UMPIRES

**Peter Willey**  
Born: 06/12/1949  
Ex-England, Leicestershire and Northamptonshire.  
Right hand bat, off break.  
**International umpiring record:**  
First Test: West Indies v New Zealand at Bridgetown, Barbados 1996  
Total Tests: 19  
First one-day international: England v India at The Oval in 1996  
Total one-day internationals: 17

**David Shepherd**  
Born: 27/12/1940  
Ex-Gloucestershire.  
Right hand bat, right arm medium.  
**International umpiring record:**  
First Test: England v Australia at Old Trafford in 1985  
Total Tests: 51  
First one-day international: Pakistan v Sri Lanka at Swansea in 1983  
Total one-day internationals: 93

**Ken Palmer**  
Born: 22/04/1937  
Ex-England and Somerset.  
Right hand bat, right arm fast-medium.  
**International umpiring record:**  
First Test: England v Pakistan at Edgbaston in 1978  
Total Tests: 22  
First one-day international: England v Australia at The Oval in 1977  
Total one-day internationals: 22

**Barrie Dudleston**  
Born: 16/07/1945  
Ex-Gloucestershire and Leicestershire.  
Right hand bat and slow left arm.  
**International umpiring record:**  
First Test: England v West Indies at Edgbaston in 1991.  
Total Tests: 2  
First one-day international: England v Pakistan at Trent Bridge in 1992  
Total one-day internationals: 2

**John Holder**  
Born: 19/03/1945  
Ex-Hampshire.  
Right hand bat, right arm fast-medium.  
**International umpiring record:**  
First Test: England v Sri Lanka at Lord's in 1988  
Total Tests: 10  
First one-day international: England v Sri Lanka at The Oval in 1988  
Total one-day internationals: 16

**George Sharp**  
Born: 12/03/1950  
Ex-Northamptonshire.  
Right hand bat, left arm medium.  
**International umpiring record:**  
First Test: England v India at Trent Bridge in 1996  
Total Tests: 11  
First one-day international: India v Sri Lanka at Singapore in 1995/96  
Total one-day internationals: 19

**Ray Julian**  
Born: 23/08/1936  
Ex-Leicestershire.  
Right hand bat, wicket-keeper.  
**International umpiring record:**  
First one-day international: England v India at The Oval in 1996  
Total one-day internationals: 4

**John Hampshire**  
Born: 10/02/1941  
Ex-England, Derbyshire and Yorkshire.  
Right Hand Bat  
**International umpiring record:**  
First Test: England v Australia at Old Trafford in 1989  
Total Tests: 12  
First one-day international: England v Australia at Trent Bridge in 1989  
Total one-day internationals: 14

**Barrie Leadbeater**  
Born: 14/08/1943  
Ex-Yorkshire.  
Right hand bat, right arm medium.  
**International umpiring record:**  
First one-day international: India v West Indies at Old Trafford in 1983  
Total one-day internationals: 5

**Merv Kitchen**  
Born: 01/08/1940  
Ex-Somerset.  
Left hand bat, right arm medium.  
**International umpiring record:**  
First Test: England v New Zealand at Lord's in 1990  
Total Tests: 20  
First one-day international: Australia v Zimbabwe at Trent Bridge in 1983  
Total one-day internationals: 26

**David Constant**  
Born: 09/11/1941  
Ex-Leicestershire and Kent.  
Right hand bat, slow left arm.  
**International umpiring record:**  
First Test: England v Pakistan at Lord's in 1971  
Total Tests: 36  
First one-day international: England v Australia at Edgbaston in 1972  
Total one-day internationals: 31

**Jeremy Lloyds**  
Born: 17/11/1954  
Ex-Somerset and Gloucestershire.  
Left hand bat, off break.  
Total one-day internationals: 1

## MATCH REFEREE

**Ranjan S Madugalle**  
Born: 22/4/59  
Right hand bat, off-break  
**International refereeing record:**  
First Test: Pakistan v Zimbabwe at Karachi, 1993.  
Total Tests: 26  
First one-day international: Pakistan v Zimbabwe at Karachi, 1993.  
Total one-day internationals: 82.