

C&G Cheltenham & Gloucester

TROPHY

NEWSWIRE

2001

Semi-Finals

August 11 & 12

Final four home in on Trophy glory

A trip to Lord's is now within reach of the four teams who remain in the Cheltenham & Gloucester Trophy.

Leicestershire were the first to claim their place in the semi-finals with an impressive win over Worcestershire, but Lancashire, Somerset and Warwickshire also looked good as they progressed.

Leicestershire's reward for their win at New Road was a home tie with Lancashire and the punters will hope the game can live up to its undoubted potential.

The Grace Road outfit have been in outstanding one-day form this season to ignite hopes of a first taste of success in this competition, but in Lancashire they will come up against the side who have won it the most.

But they will not be fazed by reputations as, since the arrival of Shahid Afridi, they have themselves become a team opponents genuinely fear.

Leicestershire are far from a one-man side however, as is clearly obvious when a player of Aftab Habib's ability comes in to bat at number eight.

Lancashire's answer to Afridi is of course Andy Flintoff, who returned to form in the quarter-finals, but with the likes of Neil Fairbrother and Warren Hegg still going strong, they have plenty of experience at winning one-day games.

Somerset and Warwickshire both have recent final appearances behind them and will be confident of going one better this time around with Gloucestershire already out of the way.

The 1999 runners-up Somerset received a boost when they were given a home draw for what is sure to be a tricky encounter with last year's beaten finalists Warwickshire.

The West Country outfit looked in good shape as they won at Kent in the last round and their form in other competitions marks them out as dangerous opposition.

But Warwickshire showed plenty of nerve to hold off Yorkshire in a tense match at Headingley and will be confident of going on to claim victory in a competition they last won in 1995.

Cheltenham & Gloucester Trophy Dates

2001	First round	Tue May 1 (Reserve Day May 2)
	Second round	Tue May 15 (Reserve Day May 16)
	Third round	Wed June 27 (Reserve Day June 28)
	Fourth round	Wed July 11 (Reserve Day July 12)
	Quarter-finals	Tue 24 & Wed 25 July
	First Semi-final	Sat 11 August
	Second Semi-final	Sun 12 August
	Final (Lord's)	Sat 1 September

Cheltenham & Gloucester Trophy Dates

2002	* Due to the increased size of the Cheltenham & Gloucester Trophy the early rounds of the 2002 competition will take place at the end of the current season	
	First round	Wed August 29, 2001 (Reserve Day August 30)
	Second round	Thu September 13, 2001 (Reserve Day September 14)

Semi-Final Draw

Match Preview

SATURDAY 11TH AUGUST

Somerset v Warwickshire	p3
Somerset Route to the Semi-final	p4
Warwickshire Route to the Semi-final	p5

SUNDAY 12TH AUGUST

Leicestershire v Lancashire	p6
Leicestershire Route to the Semi-final	p7
Lancashire Route to the Semi-final	p8

Other features in the Newswire

Fourth Round Review	p2
Trophy Results 2001, D/L Method & Playing Conditions	p9
Cheltenham & Gloucester Trophy Record Book	p10-13

The 56 teams competing for the Cheltenham & Gloucester Trophy

2001	Bedfordshire, Berkshire, Buckinghamshire, Cambridgeshire, Cheshire, Cornwall, Cumberland, Dorset, Derbyshire, Derbyshire CB, Devon, Durham, Durham CB, Essex, Essex CB, Gloucestershire, Gloucestershire CB, Glamorgan, Hampshire, Hampshire CB, Herefordshire, Hertfordshire, Huntingdonshire, Kent, Kent CB, Lancashire, Lancashire CB, Leicestershire, Leicestershire CB, Lincolnshire, Middlesex, Middlesex CB, Norfolk, Northamptonshire, Northamptonshire CB, Northumberland, Nottinghamshire, Nottinghamshire CB, Oxfordshire, Shropshire, Somerset, Somerset CB, Staffordshire, Suffolk, Surrey, Surrey CB, Sussex, Sussex CB, Warwickshire, Warwickshire CB, Wales, Worcestershire, Worcestershire CB, Wiltshire, Yorkshire, Yorkshire CB
------	----------------------------------------------------------------------------------------------------------------------------------------------------------------------------------------------------------------------------------------------------------------------------------------------------------------------------------------------------------------------------------------------------------------------------------------------------------------------------------------------------------------------------------------------------------------------------------------------------------------------------------------------------------------------------------------------------------------------------------------------------

For cricket/media enquiries contact:

Cheltenham & Gloucester
C&G press office
Tel: 01452 373670
Fax: 01452 373674
E-mail: cgpressoffice@cgpressoffice.demon.co.uk

Press Association
Phil Ascough
Tel: 01430 455673
Fax: 0870 124 0815
E-mail: phil.ascough@pa.press.net



Awesome Afridi fires C&G warning

Shahid Afridi blasted Leicestershire one game closer to a first-ever Cheltenham & Gloucester Trophy triumph with an awesome display of hitting at New Road.

The Pakistan one-day star smashed 67 in 44 balls as Leicestershire made a flying start in their quarter-final with Worcestershire and never looked back.

Afridi hit four sixes in his powerful knock, one of which went straight through the roof of the stand, but the opener was not the only one to inflict damage.

Trevor Ward, Vince Wells, Darren Maddy and Phil DeFreitas all weighed in with scores in the 30s as Worcestershire were set a testing victory target of 298.

It was a total to which they never came close as they slumped to 89 for six and were eventually bowled out for 179.

Standing in their way of an appearance in the final at Lord's on September 1 are seven-times winners Lancashire, who progressed to the last four with a comfortable seven-wicket win over Durham.

Enjoying an afternoon in the sunshine at Blackpool, Andy Flintoff and Neil Fairbrother shared in a stand of 136 as the Red Rose county eased past the visitors' score of 198 for eight.

Flintoff finished unbeaten on 72 to secure his second successive man-

of-the-match award with former England star Fairbrother outscoring him by just one run.

Somerset booked their place in the last four and a tie with Warwickshire after a hugely impressive win over Kent at Canterbury.

Despite a promising start, Kent stuttered midway through their reply to Somerset's 263 for eight when Keith Parsons claimed three cheap wickets.

Skipper Matthew Fleming, with a quickfire 40, and Min Patel, who finished unbeaten on 27, offered stubborn resistance but the asking rate proved too much and they went down by 52 runs.

Man of the match Michael Burns had earlier top-scored for Somerset with 71 and Ian Blackwell also weighed in with a half century.

England opener Marcus Trescothick added a typically brisk 43 despite being dropped early in his innings as the visitors built up a challenging total.

Kent initially responded well to the challenge with Robert Key hitting 58 but in the end the West Country outfit were full value for their win.

Warwickshire secured their passage with a hugely satisfying win over Yorkshire at Headingley.

Returning to the scene of a heavy defeat just two days previously, Warwickshire exacted the perfect revenge to go through by four wickets.



Shahid Afridi

Yorkshire's chances suffered a turn for the worse when they lost their last five wickets for 15 runs in 25 balls to see their innings come to a halt at 188.

Anthony McGrath, only recently returned from a hernia operation, provided the bulk of their runs before being brilliantly run out by Nick Knight for a well-made 82.

Warwickshire found the going just as tough and in the end were grateful to Trevor Penney's unbeaten 58 for seeing them home.

Knight, with 29, and Dougie Brown, who scored 30, contributed at the top of the order but at 63 for four and 130 for six, Warwickshire's victory was far from in the bag.

But in the end Penney's partnership with Ashley Giles proved crucial as the Bears won with over five overs to spare.



Quarter-Final Results July 24th & 25th



Worcester
Worcestershire lost to Leicestershire by 118 runs
Leicestershire 297 for 9 (50 overs) (Shahid Afridi 67, T.R.Ward 35, P.A.J.DeFreitas 35, V.J.Wells 34, D.L.Maddy 32).
Worcestershire 179 (44.5 overs) (S.J.Rhodes 56*, W.P.C.Weston 40).
Man of the Match:
Shahid Afridi (Leicestershire)

Blackpool
Lancashire beat Durham by 7 wickets
Durham 198 for 8 (50 overs) (P.D.Collingwood 60, M.L.Love 38).
Lancashire 199 for 3 (38.4 overs) (N.H.Fairbrother 73, A.Flntoff 72*).
Man of the Match:
A Flintoff (Lancashire)

Headingley
Yorkshire lost to Warwickshire by 4 wickets
Yorkshire 188 (46.3 overs) (A.McGrath 82).
Warwickshire 189 for 6 (44.1 overs) (T.L.Penney 58*, D.R.Brown 30, R.J.Sidebottom 3-32).
Man of the Match:
T L Penney (Warwickshire)

Canterbury
Kent lost to Somerset by 52 runs
Somerset 263 for 8 (50 overs) (M.Burns 71, I.D.Blackwell 50, M.E.Trescothick 43, R.J.Turner 30*).
Kent 211 (46.2 overs) (R.W.T.Key 58, M.V.Fleming 40, D.P.Fulton 31, K.A.Parsons 3-38).
Man of the Match:
M Burns (Somerset).



For a detailed weather forecast check out www.paweathercentre.com or teletext page 151



Semi-Final Preview **p3**

Somerset v Warwickshire (Live on Channel 4)

Venue: Taunton, tel: 01823 272946. **Contact:** County Ground, Taunton, Somerset, TA1 1JT.

How they did in 2000 Somerset – R3 bt Shropshire by 27 runs, R4 lost to Middlesex by 165 runs
Warwickshire – R3 bt Essex CB by 11 runs, R4 bt Derbyshire by 40 runs, QF bt Glamorgan by 81 runs
SF bt Hampshire by 19 runs, FINAL lost to Gloucestershire by 22 runs (D/L)

THE beaten Cheltenham & Gloucester Trophy finalists from the past two years will go head to head at Taunton with a trip to Lord's once again up for grabs.

Warwickshire came off second best to Gloucestershire last summer, but will be confident of repeating their 1995 trick when they bounced back from defeat the year before to get their hands on the trophy.

That was the county's third successive appearance in the final and they would undoubtedly love a return to those glory days.

Somerset have to go all the way back to 1983 to remember their last win in the tournament, but there is no doubt Warwickshire will find them a tough nut to crack.

Under the leadership of Jamie Cox they have proved to

be a very difficult side to beat in recent seasons. England call-ups may often rob them of the services of Marcus Trescothick and Andy Caddick, but both have played their part in the county's run to the last four.

Trescothick has particularly impressed and Glamorgan will not want to be reminded of his devastating innings against them in the fourth round.

The left-hander hit 121 in just 90 balls, including 20 fours, as Somerset made light of a difficult target to win by seven wickets.

Warwickshire's success has been more sedate with victories over the Kent Cricket Board, Essex and Yorkshire but with the likes of Nick Knight and Dougie Brown in the side, there is still plenty for Somerset to be wary of.

Somerset Statistics

Warwickshire Statistics

Leading 2001 C&G Trophy batting averages

Name	M	I	NO	Runs	HS	Avge	Name	M	I	NO	Runs	HS	Avge
M.N.Lathwell	1	1	0	101	101	101.00	D.P.Ostler	2	2	1	87	82*	87.00
M.E.Trescothick	2	2	0	164	121	82.00	D.R.Brown	3	3	1	152	70	76.00
R.J.Turner	3	2	1	76	46	76.00	N.M.Carter	2	1	0	40	40	40.00
J.Cox	2	2	1	76	63*	76.00	N.V.Knight	3	3	0	66	32	22.00
M.Burns	3	3	0	113	71	37.66	M.J.Powell	3	3	1	39	33*	19.50
I.D.Blackwell	3	2	0	50	50	25.00	K.J.Piper	3	1	0	17	17	17.00
P.D.Bowler	3	3	0	71	43	23.66	N.M.K.Smith	1	1	0	12	12	12.00
K.A.Parsons	3	3	1	44	27*	22.00	M.A.Wagh	2	2	0	22	14	11.00
P.C.L.Holloway	1	1	0	12	12	12.00	D.L.Hemp	1	1	0	0	0	0.00
J.I.D.Kerr	1	1	0	11	11	11.00	T.L.Penney	3	2	2	87	58*	-

Leading 2001 C&G Trophy bowling averages

Name	O	M	R	Wkts	Avge	Econ	Name	O	M	R	Wkts	Avge	Econ
J.O.Grove	10	1	36	4	9.00	3.60	N.M.Carter	17.3	3	56	6	9.33	3.20
A.R.Caddick	20	2	79	4	19.75	3.95	N.M.K.Smith	6	0	27	1	27.00	4.50
R.L.Johnson	18	0	100	4	25.00	5.55	M.A.Sheikh	29	4	115	4	28.75	3.96
K.A.Parsons	28	0	131	5	26.20	4.67	V.C.Drakes	28.3	5	90	3	30.00	3.15
K.P.Dutch	21	1	91	3	30.33	4.33	D.R.Brown	29	5	113	2	56.50	3.89
P.S.Jones	27.3	3	124	3	41.33	4.50	A.F.Giles	29	1	119	2	59.50	4.10
J.I.D.Kerr	8	0	49	1	49.00	6.12	M.M.Betts	7	1	39	0	-	5.57

Leading career C&G Trophy batting averages

Name	M	I	NO	Runs	HS	Avge	Name	M	I	NO	Runs	HS	Avge
P.S.Jones	11	4	3	47	26*	47.00	D.L.Hemp	20	19	2	742	112	43.64
P.C.L.Holloway	16	15	3	549	90	45.75	N.V.Knight	24	24	2	930	151	42.27
M.E.Trescothick	13	12	0	533	121	44.41	N.M.Carter	2	1	0	40	40	40.00
J.Cox	9	9	1	339	114	42.37	A.F.Giles	20	14	4	373	107	37.30
K.A.Parsons	20	18	6	397	51	33.08	T.L.Penney	37	34	10	796	90	33.16
M.Burns	16	16	3	419	84*	32.23	D.P.Ostler	40	39	4	1126	104	32.17
M.N.Lathwell	19	18	0	566	103	31.44	V.C.Drakes	11	5	1	111	35	27.75
R.J.Turner	20	16	5	324	52	29.45	D.R.Brown	21	20	3	427	70	25.11
K.P.Dutch	12	10	4	167	49*	27.83	N.M.K.Smith	42	37	8	633	72	21.82

Leading career C&G Trophy bowling averages

Name	Balls	R	W	Avge	Best	Econ	Name	Balls	R	W	Avge	Best	Econ
J.O.Grove	60	36	4	9.00	4-36	3.60	N.M.Carter	105	56	6	9.33	4-21	3.20
A.R.Caddick	1520	814	45	18.08	6-30	3.21	D.P.Ostler	15	10	1	10.00	1-4	4.00
M.N.Lathwell	66	23	1	23.00	1-23	2.09	T.L.Penney	13	16	1	16.00	1-8	7.38
R.L.Johnson	984	706	26	27.15	5-50	4.30	V.C.Drakes	672	387	21	18.42	4-62	3.45
K.A.Parsons	848	604	22	27.45	4-43	4.27	A.F.Giles	1067	703	31	22.67	5-21	3.95
M.E.Trescothick	174	141	4	35.25	2-23	4.86	N.M.K.Smith	1714	1078	46	23.43	5-17	3.77
K.P.Dutch	588	393	11	35.72	2-28	4.01	M.M.Betts	552	427	15	28.46	4-34	4.64
P.S.Jones	537	449	12	37.41	4-25	5.01	M.A.Sheikh	282	171	6	28.50	2-18	3.63

3rd: M.R.Benson

M.J.Kitchen & B.Leadbeater Umpires



For a detailed weather forecast check out www.paweathercentre.com or teletext page 151



Route to the Semi-Final p4

Somerset

3rd Round

v Cambridgeshire, 27th June at March Town

Somerset Innings	37	33	63	45	93
Cambridgeshire Innings	39	55	43	56	28

0-10 Overs
 11-20 Overs
 31-30 Overs
 31-40 Overs
 41-50 Overs

First 15 Overs Scoring Breakdown

	1	2	3	4	5	6	7	8	9	10	11	12	13	14	15
Somerset	4	5	15	20	23	29	29	29	31	37	44	49	57	57	62
Cambridgeshire	4	6	10	12	18	22	22	28	37	39	44	48	52	56	67

Somerset beat Cambridgeshire by 50 runs
Somerset 271-9 (M.N.Lathwell 101); Cambridgeshire 221 (Ajaz Akhtar 78, S.A.Kellett 67, J.O.Grove 4-36)

Ajaz Akhtar (Cambridgeshire)

Man of the Match

4th Round

v Glamorgan, 11th July at Taunton

Glamorgan Innings	44	50	49	50	76
Somerset Innings	89	54	64	48	15

0-10 Overs
 11-20 Overs
 31-30 Overs
 31-40 Overs
 41-50 Overs

First 15 Overs Scoring Breakdown

	1	2	3	4	5	6	7	8	9	10	11	12	13	14	15
Glamorgan	1	9	16	21	23	26	30	38	43	44	44	48	54	66	68
Somerset	1	13	18	31	44	56	65	77	83	89	95	112	116	122	126

Somerset beat Glamorgan by 7 wickets
Glamorgan 269 for 6 (M.P.Maynard 93*); Somerset 270 for 3 (M.E.Trescothick 121, J.Cox 63*, R.D.B.Croft 3-56)

M.E.Trescothick (Somerset)

Man of the Match

Quarter-final

v Kent, 25th July at Canterbury

Somerset Innings	34	55	53	64	57
Kent Innings	45	36	39	49	42

0-10 Overs
 11-20 Overs
 31-30 Overs
 31-40 Overs
 41-50 Overs

First 15 Overs Scoring Breakdown

	1	2	3	4	5	6	7	8	9	10	11	12	13	14	15
Somerset	1	12	18	19	20	22	27	28	31	34	38	50	50	57	65
Kent	4	13	20	23	24	29	31	34	36	45	51	55	59	61	67

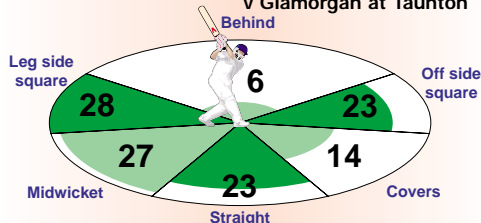
Somerset beat Kent by 52 runs
Somerset 263 for 8 (M.Burns 71, I.D.Blackwell 50, M.E.Trescothick 43); Kent 211 (R.W.T.Key 58, K.A.Parsons 3-38)

M.Burns (Somerset)

Man of the Match

Best Innings: M.E.Trescothick 121

v Glamorgan at Taunton



Somerset's Opening stands in the NatWest Trophy

v Cambridgeshire at March Town	42, PCL Holloway and PD Bowler
v Glamorgan at Taunton	143, ME Trescothick and PD Bowler
v Kent at Canterbury	19, ME Trescothick and PD Bowler



For a detailed weather forecast check out www.paweathercentre.com or teletext page 151



Route to the Semi-Final p5

Warwickshire

3rd Round

v Kent CB, 27th June at Canterbury

Kent CB Innings	42	29	32	58	76
Warwickshire Innings	28	53	77	80	

 0-10 Overs
 11-20 Overs
 31-30 Overs
 31-40 Overs
 41-50 Overs

First 15 Overs Scoring Breakdown

	1	2	3	4	5	6	7	8	9	10	11	12	13	14	15
Kent CB	5	12	13	15	23	23	28	31	35	42	45	48	48	48	57
Warwickshire	5	9	9	10	15	19	20	22	24	28	29	37	40	48	54

Warwickshire beat Kent CB by 7 wkts
 Kent CB 237-2 (P.S.Lazenbury 88*, J.C.Tredwell 57; Warwickshire 238-3 (D.P.Ostler 82*, D.R.Brown 70)

P.S.Lazenbury (Kent CB)

Man of the Match

4th Round

v Essex, 11th July at Edgbaston

Essex Innings	30	28	43	26	33
Warwickshire Innings	40	38	32	41	10

 0-10 Overs
 11-20 Overs
 31-30 Overs
 31-40 Overs
 41-50 Overs

First 15 Overs Scoring Breakdown

	1	2	3	4	5	6	7	8	9	10	11	12	13	14	15
Essex	1	2	2	3	10	11	17	22	30	30	41	41	43	43	47
Warwickshire	4	5	9	10	13	16	27	29	31	40	46	53	54	55	57

Warwickshire beat Essex by 5 wickets
 Essex 160 (R.C.Irani 48, J.S.Foster 33, N.M.Carter 4-21); Warwickshire 161 for 5 (D.R.Brown 52*, N.M.Carter 40)

N.M.Carter (Warwickshire)

Man of the Match

Quarter-final

v Yorkshire, 25th July at Headingley

Yorkshire Innings	23	42	39	55	29
Warwickshire Innings	42	38	41	51	17

 0-10 Overs
 11-20 Overs
 31-30 Overs
 31-40 Overs
 41-50 Overs

First 15 Overs Scoring Breakdown

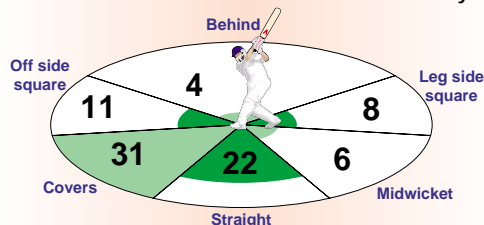
	1	2	3	4	5	6	7	8	9	10	11	12	13	14	15
Yorkshire	0	2	2	5	5	9	11	12	17	23	23	31	37	43	52
Warwickshire	2	13	16	21	21	27	30	33	34	42	45	49	57	61	61

Warwickshire beat Yorkshire by 4 wickets
 Yorkshire 188 (A.McGrath 82); Warwickshire 189 for 6 (T.L.Penney 58*, D.R.Brown 30, R.J.Sidebottom 3-32)

T.L.Penney (Warwickshire)

Man of the Match

Best Innings: D.P.Ostler 82*
 v Kent CB at Canterbury



Warwickshire's Opening stands in the NatWest Trophy

v Kent CB at Canterbury		28, NV Knight and NMK Smith
v Essex at Edgbaston		46, NM Carter and NV Knight
v Yorkshire at Headingley		32, NV Knight and MA Wagh



For a detailed weather forecast check out www.paweathercentre.com or teletext page 151



Semi-Final Preview p6

Leicestershire v Lancashire (Live on Channel 4)

Venue: Leicester, tel: 0116 2832128 **Contact:** James Whitaker, County Ground, Grace Road, Leicester, LE2 8AD.

How they did in 2000 **Leicestershire** – R3 bt Northumberland by 226 runs, R4 lost to Gloucestershire by 10 runs
Lancashire – R3 bt Lincolnshire by 10 wkts, R4 bt Essex by 68 runs, QF bt Surrey by 8 wkts, SF lost to Gloucestershire by 98 runs

JOHN Crawley's Lancashire will have their work cut out to reach the final of the Cheltenham & Gloucester Trophy after being drawn away at Leicestershire.

The Grace Road outfit have emerged as one of the country's top sides in one-day cricket this season after finding an effective all-round formula.

Much like the pattern followed by Gloucestershire in recent seasons, Leicestershire have built their success around the collective ability of the whole team rather than relying on one or two big names.

Vince Wells has also proved himself as an astute captain and veterans Phil DeFreitas and Devon Malcolm have brought valuable experience into the dressing room.

And the addition of Shahid Afridi to the line-up has added a devastating extra dimension.

Lancashire's form has been rather more disappointing but their side still contains several faces familiar with success in the competition.

The county have 10 of their victorious 1998 side still on their books and four of them - Mike Atherton, Neil Fairbrother, Ian Austin and Warren Hegg - played in the 1990 final victory over Northamptonshire.

The evergreen Fairbrother remains a constant menace to bowlers and is averaging over 50 this season and 94 from his three games in the Cheltenham & Gloucester Trophy. His experience and tactical know-how make him the key wicket in the Lancashire side. Team-mate Andy Flintoff has also enjoyed the competition to date too, and averages 177 from his three knocks.

Leicestershire Statistics

Lancashire Statistics

Leading 2001 C&G Trophy batting averages

Name	M	I	NO	Runs	HS	Avge	Name	M	I	NO	Runs	HS	Avge
J.M.Dakin	3	3	0	207	179	69.00	A.Flintoff	3	3	2	177	72*	177.00
D.L.Maddy	3	3	2	69	34*	69.00	N.H.Fairbrother	3	3	2	94	73	94.00
B.F.Smith	3	3	1	109	64*	54.50	J.P.Crawley	2	2	0	64	33	32.00
V.J.Wells	3	3	1	107	54*	53.50	J.Wood	2	1	0	25	25	25.00
Shahid Afridi	2	2	0	90	67	45.00	G.Chapple	2	2	0	33	23	16.50
A.Habib	3	2	1	41	22*	41.00	M.A.Atherton	2	2	0	32	18	16.00
P.A.J.DeFreitas	3	1	0	35	35	35.00	J.J.Haynes	1	1	1	59	59*	-
T.R.Ward	1	1	0	35	35	35.00	G.D.Lloyd	3	1	1	6	6*	-

Leading 2001 C&G Trophy bowling averages

Name	O	M	R	Wkts	Avge	Econ	Name	O	M	R	Wkts	Avge	Econ
V.J.Wells	9.4	2	29	3	9.66	3.00	P.J.Martin	26	5	56	8	7.00	2.15
D.I.Stevens	4	0	26	2	13.00	6.50	M.Muralitharan	20	6	45	4	11.25	2.25
J.M.Dakin	16	0	65	4	16.25	4.06	G.Yates	10	0	23	2	11.50	2.30
D.E.Malcolm	6	1	17	1	17.00	2.83	J.Wood	16	0	68	4	17.00	4.25
P.A.J.DeFreitas	21	1	71	4	17.75	3.38	A.Flintoff	26	2	98	4	24.50	3.76
Shahid Afridi	16	1	65	3	21.66	4.06	C.P.Schofield	14	1	54	2	27.00	3.85

Leading career C&G Trophy batting averages

Name	M	I	NO	Runs	HS	Avge	Name	M	I	NO	Runs	HS	Avge
D.I.Stevens	6	5	0	225	133	45.00	A.Flintoff	16	14	4	562	135*	56.20
Shahid Afridi	2	2	0	90	67	45.00	N.H.Fairbrother	48	45	10	1670	93*	47.71
V.J.Wells	24	23	5	765	201	42.50	J.P.Crawley	25	24	3	811	113*	38.61
T.R.Ward	25	25	1	969	120	40.37	M.A.Atherton	34	34	3	1163	115	37.51
B.F.Smith	20	19	2	468	64*	27.52	G.D.Lloyd	30	23	4	597	96	31.42
J.M.Dakin	10	10	0	275	179	27.50	P.J.Martin	26	9	6	94	31*	31.33
D.L.Maddy	16	15	2	347	89	26.69	G.Yates	20	9	5	82	34*	20.50
D.J.Marsh	1	1	0	25	25	25.00	W.K.Hegg	41	21	1	351	37	17.55
A.Habib	13	11	1	242	67	24.20	J.Wood	11	5	1	45	25	11.25
P.A.J.DeFreitas	41	26	4	413	69	18.77	M.Muralitharan	5	2	0	15	15	7.50
N.D.Burns	25	19	3	247	51	15.43	J.C.Scuderi	3	1	0	7	7	7.00

Leading career C&G Trophy bowling averages

Name	Balls	R	W	Avge	Best	Econ	Name	Balls	R	W	Avge	Best	Econ
A.Habib	10	11	2	5.50	2-5	6.60	P.J.Martin	1532	861	51	16.88	5-16	3.37
D.I.Stevens	24	26	2	13.00	2-26	6.50	C.P.Schofield	306	220	13	16.92	4-34	4.31
Shahid Afridi	96	65	3	21.66	2-40	4.06	M.P.Smethurst	250	173	9	19.22	4-46	4.15
V.J.Wells	945	565	26	21.73	3-30	3.58	M.A.Atherton	188	154	6	25.66	2-15	4.91
P.A.J.DeFreitas	2493	1282	56	22.89	5-13	3.08	J.Wood	525	347	12	28.91	3-43	3.96
D.E.Malcolm	1643	1052	39	26.97	7-35	3.84	G.Chapple	1056	765	26	29.42	6-18	4.34
D.L.Maddy	248	201	7	28.71	2-38	4.86	A.Flintoff	443	266	8	33.25	2-19	3.60
J.M.Dakin	324	224	7	32.00	2-23	4.14	G.D.Lloyd	30	35	1	35.00	1-23	7.00

3rd: V.A.Holder

D.J.Constant & R.Palmer **Umpires**



For a detailed weather forecast check out www.paweathercentre.com or teletext page 151



Route to the Semi-Final p7

Leicestershire

3rd Round

v Wales, 27th June at Swansea

Leicestershire Innings	50	43	44	82	113
Wales Innings	22	26	41	54	56

0-10 Overs
 11-20 Overs
 31-30 Overs
 31-40 Overs
 41-50 Overs

First 15 Overs Scoring Breakdown

	1	2	3	4	5	6	7	8	9	10	11	12	13	14	15
Leicestershire	2	6	14	20	22	30	34	41	45	50	50	58	59	66	73
Wales	6	6	9	9	11	12	12	14	20	22	23	24	27	28	29

Leicestershire beat Wales by 133 runs
Leicestershire 332-4 (J.M.Dakin 179) Wales 199-8 (R.W.Sylvester 73)

J.M.Dakin (Leicestershire)

Man of the Match

4th Round

v Nottinghamshire, 11th July at Trent Bridge

Nottinghamshire Innings	53	40	36	47	
Leicestershire Innings	42	43	40	32	22

0-10 Overs
 11-20 Overs
 31-30 Overs
 31-40 Overs
 41-50 Overs

First 15 Overs Scoring Breakdown

	1	2	3	4	5	6	7	8	9	10	11	12	13	14	15
Nottinghamshire	4	8	11	12	19	29	33	34	44	53	56	57	64	69	71
Leicestershire	1	3	9	14	16	17	26	36	38	42	45	59	61	66	71

Nottinghamshire lost to Leicestershire by 6 wickets
Nottinghamshire 176 (U.Afzaal 49); Leicestershire 179 for 4 (V.J.Wells 54*, G.J.Smith 3-36)

V.J.Wells (Leicestershire)

Man of the Match

Quarter-final

v Worcestershire, 24th July at New Road

Leicestershire Innings	55	95	48	47	52
Worcestershire Innings	35	45	35	48	16

0-10 Overs
 11-20 Overs
 31-30 Overs
 31-40 Overs
 41-50 Overs

First 15 Overs Scoring Breakdown

	1	2	3	4	5	6	7	8	9	10	11	12	13	14	15
Leicestershire	2	3	16	28	29	37	43	45	51	55	61	70	76	80	108
Worcestershire	2	3	4	12	14	18	23	31	34	35	37	42	45	55	61

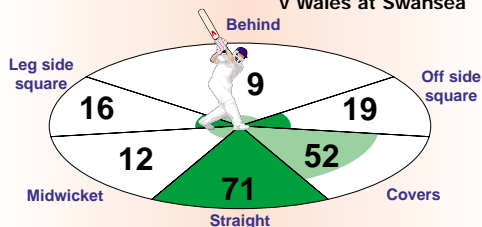
Leicestershire beat Worcestershire by 118 runs
Leicestershire 297-9 (Shahid Afridi 67); Worcestershire 179 (S.J.Rhodes 56*).

Shahid Afridi (Leicestershire)

Man of the Match

Best Innings: J.M.Dakin 179

v Wales at Swansea



Leicestershire's Opening stands in the NatWest Trophy

v Wales at Swansea	50, VJ Wells and JM Dakin
v Notts at Trent Bridge	36, VJ Wells and JM Dakin
v Worcs at New Road	28, JM Dakin and Shahid Afridi



For a detailed weather forecast check out www.paweathercentre.com or teletext page 151



Route to the Semi-Final p8

Lancashire

3rd Round

v Warwickshire CB, 27th June at Blackpool

Lancashire beat Warwickshire CB by 7 wkts
Warwickshire CB 163 (G.F.Shephard 73*, P.J.Martin 5-16); Lancashire 165-3 (J.J.Haynes 59*)

G.F.Shephard (Warwickshire CB)

Man of the Match

4th Round

v Sussex, 11th July at Old Trafford

Sussex Innings	37	38	25	28	23
Lancashire Innings	51	35	42	27	

■ 0-10 Overs
 ■ 11-20 Overs
 ■ 31-30 Overs
 ■ 31-40 Overs
 ■ 41-50 Overs

First 15 Overs Scoring Breakdown

	1	2	3	4	5	6	7	8	9	10	11	12	13	14	15
Sussex	5	10	11	12	17	21	21	26	29	37	39	43	47	54	55
Lancashire	4	16	20	33	34	39	43	46	51	51	51	55	55	59	66

Lancashire beat Sussex by 7 wickets
Sussex 151 (M.W.Goodwin 39, M.J.G.Davis 30*, J.Wood 3-43); Lancashire 155 for 3 (A.Flintonoff 65*, J.P.Crawley 31)

A.Flintonoff (Lancashire)

Man of the Match

Quarter-final

v Durham, 25th July at Blackpool

Durham Innings	37	38	25	28	23
Lancashire Innings	51	35	42	27	

■ 0-10 Overs
 ■ 11-20 Overs
 ■ 31-30 Overs
 ■ 31-40 Overs
 ■ 41-50 Overs

First 15 Overs Scoring Breakdown


	1	2	3	4	5	6	7	8	9	10	11	12	13	14	15
Durham	1	3	4	5	6	11	11	18	22	29	33	38	40	45	48
Lancashire	1	3	5	13	18	18	20	26	32	39	50	60	69	70	75

Lancashire beat Durham by 7 wickets
Durham 198 for 8 (P.D.Collingwood 60, M.L.Love 38); Lancashire 199 for 3 (N.H.Fairbrother 73, A.Flintonoff 72*)

A.Flintonoff (Lancashire)

Man of the Match

Best Innings: N.H.Fairbrother 73 v Durham at Blackpool



Lancashire's Opening stands in the NatWest Trophy

v Warwickshire CB at Blackpool	16, JJ Haynes and G Chapple
v Sussex at Old Trafford	45, MA Atherton and J Wood
v Durham at Blackpool	34, MA Atherton and G Chapple



For a detailed weather forecast check out www.paweathercentre.com or teletext page 151



Trophy Results 2001

First round

May 1st and 2nd

1 Derbyshire CB bt Wiltshire by 49 runs	Chippenham
2 Huntingdonshire CB bt Oxfordshire by 77 runs ..	Challow & Childrey
3 Shropshire bt Devon by 7 runs	Shrewsbury
4 Suffolk bt Lincolnshire by 4 wkts	Sleaford
5 Wales bt Somerset CB by 20 runs	North Perrott
6 Kent CB bt Hampshire CB 3-1 on bowl out.....	The Mote
7 Middlesex CB bt Northumberland 5-1 on bowl out....	Southgate
8 Bedfordshire bt Nottinghamshire CB by 3 wkts	Wardown Park
9 Worcestershire CB bt Staffordshire by 8 wkts.....	Porthill Park
10 Yorkshire CB bt Lancashire CB by 77 runs	Nelson

Teams receiving First round byes

Cambridgeshire, Surrey CB, Sussex CB, Essex CB, Norfolk, Buckinghamshire, Berkshire, Dorset, Cumberland, Northamptonshire CB, Herefordshire, Gloucestershire CB, Warwickshire CB, Leicestershire CB, Cornwall, Cheshire, Hertfordshire, Durham CB.

Second round

May 15th and 16th

11 Cambridgeshire bt Derbyshire CB by 8 wkts	March
12 Surrey CB bt Huntingdonshire CB by 59 runs	Cheam
13 Sussex CB bt Shropshire by 36 runs	Hastings
14 Suffolk bt Essex CB by 6 wkts	Mildenhall
15 Wales bt Norfolk by 35 runs	Manor Park
16 Kent CB bt Buckinghamshire by 5 wkts	The Mote
17 Berkshire bt Middlesex CB by 8 wkts	Richmond
18 Bedfordshire bt Dorset by 7 wkts.....	Dean Park
19 Cumberland bt Worcs CB 3-2 on bowl out	Kidderminster
20 Northants CB bt Yorkshire CB by 30 runs	Northampton
21 Herefordshire bt Gloucs CB by 5 wkts	Brockhampton
22 Warwicks CB bt Leics CB by 67 runs....	Coventry & N. Warwicks
23 Cornwall bt Cheshire by 3 wkts	Camborne
24 Herts bt Durham CB by losing fewer wkts..	Welwyn Garden City

Third round

June 27th

25 Somerset bt Cambridgeshire by 50 runs	March
26 Surrey bt Surrey CB by 10 wkts	Guildford

27 Gloucestershire bt Sussex CB by 95 runs	Horsham
28 Nottinghamshire bt Suffolk by 9 wkts	Mildenhall
29 Leicestershire bt Wales by 133 runs	Swansea
30 Warwickshire bt Kent CB by 7 wkts	Canterbury
31 Essex bt Berkshire by 69 runs	Reading
32 Yorkshire bt Bedfordshire by 4 wkts.....	Luton
33 Kent bt Cumberland by 9 wkts	Barrow
34 Northants bt Northamptonshire CB by 9 wkts	Northampton
35 Herefordshire bt Middlesex by 3 wkts	Luctonians
36 Lancashire bt Warwickshire CB by 7 wkts	*Blackpool
37 Sussex bt Cornwall by 33 runs	Truro
38 Worcestershire bt Hertfordshire by 267 runs	Hertford
39 Glamorgan bt Derbyshire by 3 wkts	Cardiff
40 Durham bt Hampshire by 7 wkts	Riverside

* Warwickshire CB were unable to establish a venue for the match – hence it was staged in Lancashire.

Fourth round

July 11th

41 Worcestershire bt Herefordshire by 7 wkts	Worcester
42 Somerset bt Glamorgan by 7 wkts.....	Taunton
43 Yorkshire bt Surrey by 6 wkts	Headingley
44 Kent bt Northamptonshire by 6 wkts	Canterbury
45 Lancashire bt Sussex by 7 wkts	Old Trafford
46 Durham bt Gloucestershire by 3 runs	Gloucester
47 Warwickshire bt Essex by 5 wkts	Edgbaston
48 Leicestershire bt Nottinghamshire by 6 wkts	Trent Bridge

Quarter-finals

July 24th

49 Leicestershire bt Worcestershire by 118 runs	Worcester
-------------------------------------------------------	-----------

July 25th

50 Somerset bt Kent by 52 runs	Canterbury
51 Lancashire bt Durham by 7 wkts.....	Blackpool
52 Warwickshire bt Yorkshire by 4 wkts	Headingley

First Semi-final

August 11th

53 Somerset v Warwickshire	Taunton
----------------------------------	---------

Second Semi-final

August 12th

54 Leicestershire v Lancashire	Leicester
--------------------------------------	-----------

Final

September 1st

55.....	Lord's
---------	--------

THE DUCKWORTH/LEWIS SYSTEM

All Cheltenham & Gloucester Trophy matches have a reserve day, but if play is still lost to the weather the Duckworth Lewis system can be used to reset targets. The system is based on what percentage of its resources (overs and wickets) a team have left.

With 50 overs left and 10 wickets remaining, a team has 100 per cent of its resources left. The table shows the percentage of resources at other stages in the innings.

The procedure for working out targets is as follows:

- 1) For each innings: Use the table to calculate the resource percentage lost by the interruption and therefore calculate the resource percentage still available.
- 2) If team 2 have less resources available than team 1, calculate the ratio of the resources available to both teams. Team 2's revised target is obtained by scaling down team 1's score by this ratio.
- 3) If team 2 have more resources available than team 1, calculate the amount by which team 2's resources exceeds team 1's. Work this out as a percentage of 225 (the average 50-over score in ECB matches and one-day internationals). This gives the extra runs to add to team 1's score to give team 2's target.

WICKETS LOST	0	2	5	7	9
OVERS LEFT					
50	100	83.8	49.5	26.5	7.6
40	90.3	77.6	48.3	26.4	7.6
30	77.1	68.2	45.7	26.2	7.6
25	68.5	61.8	43.4	25.9	7.6
20	58.9	54.0	40.0	25.2	7.6
10	34.1	32.5	27.5	20.6	7.5

PLAYING CONDITIONS

- One innings per side of up to 50 overs. A maximum of 10 overs per bowler.
- Scheduled hours of play 11am to 6.45pm. Each innings scheduled to last a maximum three hours and 45 minutes. There will normally be two sessions of play of three hours and 30 minutes each, with an interval from 2.30pm to 3.25pm. The interval will be reduced if necessary.
- Two drinks intervals per innings, but these can be cancelled to make up time lost to interruptions.
- The fielding side can be penalised for slow over rates by the addition of runs to the batting side's total.
- For the first 15 overs a minimum of seven fielders plus the bowler and wicket-keeper must be inside the fielding circle as the ball is bowled. For the rest of the innings a minimum of four fielders plus the bowler and wicket-keeper must be inside the circle. The restrictions are lifted earlier when the number of overs is reduced.
- In the event of a tie, the team losing fewer wickets will win. If the sides are still level, the higher score after 15 overs will win.
- In rounds one and two, run rate may be used to set a revised target after a suspension of play. From round three onwards, the Duckworth Lewis system will be used.



Competition records 1963-2001

Highest Totals

Total	Teams	Venue	Year
413 for 4	Somerset v Devon	Torquay	1990
406 for 5	Leicestershire v Berkshire	Leicester	1996
404 for 3	Worcestershire v Devon	Worcester	1987
392 for 5	Warwickshire v Oxfordshire	Birmingham	1984
386 for 5	Essex v Wiltshire	Chelmsford	1988
384 for 6	Kent v Berkshire	Finchampstead	1994
384 for 9	Sussex v Ireland	Belfast	1996
381 for 3	Lancashire v Hertfordshire	Radlett	1999
373 for 7	Glamorgan v Bedfordshire	Cardiff	1998
372 for 5	Lancashire v Gloucestershire	Manchester	1990
371 for 4	Hampshire v Glamorgan	Southampton	1975
367 for 5	Somerset v Herefordshire	Taunton	1997
365 for 3	Derbyshire v Cornwall	Derby	1986
361 for 7	Essex v Durham	Chelmsford	1996
361 for 8	Essex v Cumberland	Chelmsford	1992
361 for 8	Warwickshire v Bedfordshire	Birmingham	1994

Highest total by a minor county

Total	Teams	Venue	Year
323 for 7	Hertfordshire v Leicestershire (R)	Radlett	1999

Highest total batting second

To Lose

Total	Teams	Venue	Year
350	Surrey v Worcestershire	The Oval	1994

To Win

329 for 5	Sussex v Derbyshire	Derby	1997
-----------	---------------------	-------	------

Lowest Totals

Total	Teams	Venue	Year
39	Ireland v Sussex	Hove	1994
41	Cambridgeshire v Buckinghamshire	Cambridge	1972
41	Middlesex v Essex	Westcliff	1972
41	Shropshire v Essex	Wellington	1974

Largest Victories

Total	Teams	Venue	Year
346 runs	Somerset beat Devon	Torquay	1990
304 runs	Sussex beat Ireland	Belfast	1996
299 runs	Worcestershire beat Devon	Worcester	1987
291 runs	Essex beat Wiltshire	Chelmsford	1988
244 runs	Sussex beat Ireland	Hove	1985

Highest Scores (Individual)

Player	Runs	Teams	Venue	Year
A.I.Kallicharran	206	Warwickshire v Oxfordshire	Birmingham	1984
V.J.Wells	201	Leicestershire v Berkshire	Leicester	1996
T.M.Moody	180*	Worcestershire v Surrey	The Oval	1994
J.M.Dakin	179	Leicestershire v Wales	Swansea	2001
C.G.Greenidge	177	Hampshire v Glamorgan	Southampton	1975
A.J.Wright	177	Gloucestershire v Scotland	Bristol	1997
G.A.Hick	172*	Worcestershire v Devon	Worcester	1987
V.P.Terry	165*	Hampshire v Berkshire	Southampton	1985
C.J.Tavare	162*	Somerset v Devon	Torquay	1990
I.V.A.Richards	162*	Glamorgan v Oxfordshire	Swansea	1993
C.L.Smith	159	Hampshire v Cheshire	Chester	1989
R.K.Rao	158	Sussex v Derbyshire	Derby	1997
Zaheer Abbas	158	Gloucestershire v Leicestershire	Leicester	1983
G.D.Barlow	158	Middlesex v Lancashire	Lord's	1984



Competition records 1963-2001

Most Hundreds (Individual)

Total	Player	Team	Career span
8	R.A.Smith	Hampshire	1985-2000

Fastest Hundred (Individual)

Balls	Player	Teams	Venue	Year
36	G.D.Rose	Somerset v Devon	Torquay	1990

Most Runs in a Career (Individual)

Total	Player	Team	Career span
2547 (av 48.98)	G.A.Gooch	Essex	1973-1996

Highest Partnerships for each wicket (* denotes unbroken partnership)

Wicket	Runs	Batsmen	Teams	Year
1	311	A.J.Wright & N.J. Trainor	Gloucestershire v Scotland	1997
2	286	I.S.Anderson & A.Hill	Derbyshire v Cornwall	1986
3	309*	T.S.Curtis & T.M.Moody	Worcestershire v Surrey	1994
4	234*	D.Lloyd & C.H.Lloyd	Lancashire v Gloucestershire	1978
5	166	M.A.Lynch & G.R.J.Rooper	Surrey v Durham	1982
6	226	N.J.Llong & M.V.Fleming	Kent v Cheshire	1999
7	160*	C.J.Richards & I.R.Payne	Surrey v Lincolnshire	1983
8	112	A.L.Penberthy & J.E.Emburey	Northamptonshire v Lancashire	1996
9	87	M.A.Nash & A.E.Cordle	Glamorgan v Lincs	1974
10	81	S.Turner & R.E.East	Essex v Yorkshire	1982

Best Bowling (Individual)

Player	Bowling Figures	Teams	Venue	Year
M.A.Holding	8-21	Derbyshire v Sussex	Hove	1988
D.L.Underwood	8-31	Kent v Scotland	Edinburgh	1987
A.L.Dixon	7-15	Kent v Surrey	The Oval	1967
R.P.Lefebvre	7-15	Somerset v Devon	Torquay	1990
N.V.Radford	7-19	Worcestershire v Bedfordshire	Bedford	1991
D.Gough	7-27	Yorkshire v Ireland	Headingley	1997
P.J.Sainsbury	7-30	Hampshire v Norfolk	Southampton	1965
S.P.Davis	7-32	Durham v Lancashire	Chester-le-Street	1983
R.D.Jackman	7-33	Surrey v Yorkshire	Harrogate	1970
D.E.Malcolm	7-35	Derbyshire v Northamptonshire	Derby	1997
N.A.Mallender	7-37	Northamptonshire v Worcestershire	Northampton	1984
A.I.C.Dodemaide	6-9	Sussex v Ireland	Downpatrick	1990
K.P.Evans	6-10	Nottinghamshire v Northumberland	Jesmond	1994
J.A.Flavell	6-14	Worcestershire v Lancashire	Worcester	1963
R.D.Healey	6-14	Devon v Hertfordshire	Stevenage	1969
O.H.Mortensen	6-14	Derbyshire v Ireland	Derby	1989
F.S.Trueeman	6-15	Yorkshire v Somerset	Taunton	1965
W.W.Daniel	6-15	Middlesex v Sussex	Hove	1980

Hat-tricks (Individual) in chronological order

Player	Teams	Venue	Year
J.D.F.Larter	Northamptonshire v Sussex	Northampton	1963
D.A.D.Sydenham	Surrey v Cheshire	Hoylake	1964
R.N.S.Hobbs	Essex v Middlesex	Lord's	1968
N.M.McVicker	Warwickshire v Lincolnshire	Birmingham	1971
G.S.le Roux	Sussex v Ireland	Hove	1985
M.Jean-Jacques	Derbyshire v Nottinghamshire	Derby	1987
J.F.M.O'Brien	Cheshire v Derbyshire	Chester	1988
R.A.Pick	Nottinghamshire v Scotland	Trent Bridge	1995
J.E.Emburey	Northamptonshire v Cheshire	Northampton	1996
A.R.Caddick	Somerset v Gloucestershire	Taunton	1996
D.Gough	Yorkshire v Ireland	Headingley	1997



Competition records 1963-2001

Most Economical Analysis (Individual - 12 Overs)

O	M	R	W	Player	Teams	Venue	Year
12	9	3	1	J.Simmons	Lancashire v Suffolk	Bury St Edmunds	1985

Most Expensive Analysis (Individual - 12 Overs)

O	M	R	W	Player	Teams	Venue	Year
12	0	107	2	C.C.Lovell	Cornwall v Warwickshire	St Austell	1996

Most Wickets in a Career (Individual)

Total	Player	Team(s)	Career span
87 wkts (av 14.24)	A.A.Donald	Warwickshire	1987-2000
81 wkts (av 14.85)	G.G.Arnold	Surrey & Sussex	1963-1980

Most Dismissals in an Innings (Individual)

Dismissals	Player	Teams	Venue	Year
8 (8 caught)	D.J.Piper	Worcestershire v Herefordshire	Hertford	2001
7 (7 caught)	A.J.Stewart	Surrey v Glamorgan	Swansea	1994
6 (5 caught, 1 stumped)	R.W.Taylor	Derbyshire v Essex	Derby	1981
6 (4 caught, 2 stumped)	T.Davies	Glamorgan v Staffordshire	Stone	1986
6 (5 caught, 1 stumped)	K.R.Brown	Middlesex v Wales	Northop Hall	1994

Most Dismissals in a career (Individual)

Dismissals	Player	Team	Career span
83 (70 caught, 13 stumped)	R.C.Russell	Gloucestershire	1981-2000
66 (58 caught, 8 stumped)	R.W.Taylor	Derbyshire	1963-1984

Most Catches in an Innings (Individual)

Catches	Player	Teams	Venue	Year
4	A.S.Brown	Gloucestershire v Middlesex	Bristol	1963
4	G.Cook	Northamptonshire v Glamorgan	Northampton	1972
4	C.G.Greenidge	Hampshire v Cheshire	Southampton	1981
4	D.C.Jackson	Durham v Northamptonshire	Darlington	1984
4	T.S.Smith	Hertfordshire v Somerset	St Albans	1984
4	H.Morris	Glamorgan v Scotland	Edinburgh	1988
4	C.C.Lewis	Nottinghamshire v Worcs	Nottingham	1992
4	G.Yates	Lancashire v Essex	Old Trafford	2000
4	D.P.Fulton	Kent v Northamptonshire	Canterbury	2001

Most Catches in a career (Individual)

Catches	Player	Team	Career span
27	J.Simmons	Lancashire	1970-1989

Previous Finals

1963	Sussex bt Worcestershire by 14 runs	1982	Surrey bt Warwickshire by nine wickets
1964	Sussex bt Warwickshire by eight wickets	1983	Somerset bt Kent by 24 runs
1965	Yorkshire bt Surrey by 175 runs	1984	Middlesex bt Kent by four wickets
1966	Warwickshire bt Worcestershire by five wickets	1985	Essex bt Nottinghamshire by one run
1967	Kent bt Somerset by 32 runs	1986	Sussex bt Lancashire by seven wickets
1968	Warwickshire bt Sussex by four wickets	1987	Nottinghamshire bt Northamptonshire by three wickets
1969	Yorkshire bt Derbyshire by 69 runs	1988	Middlesex bt Worcestershire by three wickets
1970	Lancashire bt Sussex by six wickets	1989	Warwickshire bt Middlesex by four wickets
1971	Lancashire bt Kent by 24 runs	1990	Lancashire bt Northamptonshire by seven wickets
1972	Lancashire bt Warwickshire by four wickets	1991	Hampshire bt Surrey by four wickets
1973	Gloucestershire bt Sussex by 40 runs	1992	Northamptonshire bt Leicestershire by eight wickets
1974	Kent bt Lancashire by four wickets	1993	Warwickshire bt Sussex by five wickets
1975	Lancashire bt Middlesex by seven wickets	1994	Worcestershire bt Warwickshire by eight wickets
1976	Northamptonshire bt Lancashire by four wickets	1995	Warwickshire bt Northants by four wickets
1977	Middlesex bt Glamorgan by five wickets	1996	Lancashire bt Essex by 129 runs
1978	Sussex bt Somerset by five wickets	1997	Essex bt Warwickshire by nine wickets
1979	Somerset bt Northamptonshire by 45 runs	1998	Lancashire bt Derbyshire by nine wickets
1980	Middlesex bt Surrey by seven wickets	1999	Gloucestershire bt Somerset by 50 runs
1981	Derbyshire bt Northamptonshire by losing fewer wickets	2000	Gloucestershire bt Warwickshire by 22 runs (D/L Method)



Match Results Summary 1963-2001

	Team	Played	Won	Lost	Trophy Winners	Losing Finalists	MOM Awards
1	Lancashire	113	82	31	7	3	73
2	Warwickshire	114	81	33	5	6	71
3	Middlesex	103	68	35	4	2	58
4	Sussex	99	64	35	4	4	57
5	Northamptonshire	99	62	37	2	5	54
6	Hampshire	99	61	38	1	–	60
7	Surrey	100	62	38	1	3	51
8	Somerset	96	60	36	2	3	56
9	Kent	90	53	37	2	3	52
10	Yorkshire	86	49	37	2	–	39
12	Essex	86	49	37	2	1	50
11	Worcestershire	87	49	38	1	3	46
13	Gloucestershire	87	49	38	3	–	51
14	Glamorgan	84	45	39	–	1	42
16	Leicestershire	83	44	39	–	1	46
15	Nottinghamshire	81	43	38	1	1	43
17	Derbyshire	80	42	38	1	2	46
18	Durham	47	16	31	–	–	21
19	Hertfordshire	28	7	21	–	–	11
20	Kent CB	9	6	3	–	–	7
21	Bedfordshire	20	5	15	–	–	6
22	Wales CB	6	4	2	–	–	4
23	Durham CB	7	4	3	–	–	3
24	Cumberland	19	4	15	–	–	4
25	Lincolnshire	19	4	15	–	–	4
26	Shropshire	20	4	16	–	–	8
27	Berkshire	24	4	20	–	–	5
28	Buckinghamshire	24	4	20	–	–	6
29	Holland	9	3	6	–	–	5
30	Herefordshire	9	3	6	–	–	4
31	Northumberland	14	3	11	–	–	5
32	Scotland	21	3	18	–	–	5
33	Suffolk	22	3	19	–	–	3
34	Cambridgeshire	24	3	21	–	–	11
35	Cheshire	23	3	20	–	–	4
36	Devon	25	3	22	–	–	11
37	Staffordshire	26	3	23	–	–	4
38	Surrey CB	5	2	3	–	–	2
39	Sussex CB	5	2	3	–	–	1
40	Hampshire CB	5	2	3	–	–	3
41=	Derbyshire CB	5	2	3	–	–	2
41=	Huntingdonshire	5	2	3	–	–	2
43	Middlesex CB	5	2	3	–	–	1
44	Wales (Minor Co)	6	2	4	–	–	–
45	Yorkshire CB	6	2	4	–	–	3
46	Wiltshire	17	2	15	–	–	2
47	Ireland	23	2	21	–	–	5
48	Northamptonshire CB	4	1	3	–	–	2
49	Warwickshire CB	4	1	3	–	–	2
50=	Essex CB	4	1	3	–	–	1
50=	Gloucstershire CB	4	1	3	–	–	1
50=	Lancashire CB	4	1	3	–	–	1
50=	Worcestershire CB	4	1	3	–	–	1
54	Cornwall	11	1	10	–	–	2
45	Dorset	16	1	15	–	–	3
56	Norfolk	21	1	20	–	–	2
57	Oxfordshire	22	1	21	–	–	4
58	Denmark	2	–	2	–	–	–
59=	Leicestershire CB	3	–	3	–	–	1
59=	Somerset CB	3	–	3	–	–	1
61	Nottinghamshire CB	3	–	3	–	–	–

For cricket/media enquiries contact:

Cheltenham & Gloucester
C&G press office
Tel: 01452 373670
Fax: 01452 373674
E-mail: cgpressoffice@cgpressoffice.demon.co.uk

Press Association
Phil Ascough
Tel: 01430 455673
Fax: 0870 124 0815
E-mail: phil.ascough@pa.press.net