

C&G Cheltenham & Gloucester

TROPHY

NEWSWIRE

2001



Third Round June 27

Past masters back on the glory trail

The big boys enter the fray as the Cheltenham & Gloucester Trophy reaches the third round.

Amateur players from across the country will get the chance to rub shoulders with some of the game's biggest names as minor counties and Board sides come up against their first class counterparts.

Nine minor counties have made it through to the last 32 alongside five County Board sides, bringing with them some of the stars of the future and a few familiar faces. David Capel, Shaun Young, Bill Athey and Phil Simmons are just some of the high-profile names competing in the C&G Trophy with lesser-known sides at venues from Barrow to Truro.

In two of the most intriguing ties, ex-England all-rounder David Capel will come up against his former Northamptonshire team-mates for the Northamptonshire Cricket Board and Phil Simmons will captain Wales against Leicestershire. The West Indian batsman played a key role in the Grace Road side's championship winning teams of the 1990s.

Champions Gloucestershire have been handed a trip to Horsham to tackle the Sussex County Board but last season's beaten finalists Glamorgan start the hard way with a home clash against Derbyshire.

The Welsh side's tie is one of only two all first class encounters in the draw with Durham paired against Hampshire.

Another single county affair will take place at Guildford where the Surrey County Board take on Surrey. The Board players are unlikely to ever get a better chance to upstage some of England's finest.

Cheltenham & Gloucester Trophy Dates

2001	First round	Tue May 1 (Reserve Day May 2)
	Second round	Tue May 15 (Reserve Day May 16)
	Third round	Wed June 27 (Reserve Day June 28)
	Fourth round	Wed July 11 (Reserve Day July 12)
	Quarter-finals	Tue 24 & Wed 25 July
	First Semi-final	Sat 11 August
	Second Semi-final	Sun 12 August
	Final (Lord's)	Sat 1 September

Cheltenham & Gloucester Trophy Dates

2002	* Due to the increased size of the Cheltenham & Gloucester Trophy the early rounds of the 2002 competition will take place at the end of the current season	
	First round	Wed August 29, 2001 (Reserve Day August 30)
	Second round	Thu September 13, 2001 (Reserve Day September 14)

Third Round Draw Match Preview

Cambridgeshire v Somerset	p3
Surrey CB v Surrey	p4
Sussex CB v Gloucestershire	p5
Suffolk v Nottinghamshire	p6
Wales v Leicestershire	p7
Kent CB v Warwickshire	p8
Berkshire v Essex	p9
Bedfordshire v Yorkshire	p10
Cumberland v Kent	p11
Northamptonshire CB v Northamptonshire	p12
Herefordshire v Middlesex	p13
Warwickshire CB v Lancashire	p14
Cornwall v Sussex	p15
Hertfordshire v Worcestershire	p16
Glamorgan v Derbyshire	p17
Durham v Hampshire	p18

Other features in the Newswire

Second Round Review	p2
Trophy Results 2001, D/L Method & Playing Conditions	p19
Cheltenham & Gloucester Trophy Record Book	p20-23

The 56 teams competing for the Cheltenham & Gloucester Trophy

2001	Bedfordshire, Berkshire, Buckinghamshire, Cambridgeshire, Cheshire, Cornwall, Cumberland, Dorset, Derbyshire, Derbyshire CB, Devon, Durham, Durham CB, Essex, Essex CB, Gloucestershire, Gloucestershire CB, Glamorgan, Hampshire, Hampshire CB, Herefordshire, Hertfordshire, Huntingdonshire, Kent, Kent CB, Lancashire, Lancashire CB, Leicestershire, Leicestershire CB, Lincolnshire, Middlesex, Middlesex CB, Norfolk, Northamptonshire, Northamptonshire CB, Northumberland, Nottinghamshire, Nottinghamshire CB, Oxfordshire, Shropshire, Somerset, Somerset CB, Staffordshire, Suffolk, Surrey, Surrey CB, Sussex, Sussex CB, Warwickshire, Warwickshire CB, Wales, Worcestershire, Worcestershire CB, Wiltshire, Yorkshire, Yorkshire CB
------	--

For cricket/media enquiries contact:

Cheltenham & Gloucester
C&G press office
Tel: 01452 373670
Fax: 01452 373674
E-mail: cgpressoffice@cgpressoffice.demon.co.uk

Press Association
Phil Ascough
Tel: 01430 455673
Fax: 0870 124 0815
E-mail: phil.ascough@pa.press.net

Board side are counting on Capel

Bedfordshire pulled off the shock of round two of the Cheltenham & Gloucester Trophy by beating Dorset at Bournemouth.

Former Australia Test player Shaun Young scored 78 not out as the underdogs completed a comfortable seven-wicket win after restricting the hosts to 197 for nine.

Wales Minor Counties captain Phil Simmons will come up against his old Leicestershire team-mates in round three after his side caused an upset by dismissing Norfolk for 151 to complete a 35 run-victory.

At Camborne, Cornwall recovered from 147 for six to defeat Cheshire by three wickets with five balls remaining after the visitors compiled a formidable total of 256 for five.

There was a tense finish at Welwyn Garden City as Hertfordshire edged out Durham County Board by virtue of having lost fewer wickets after both sides had made 172, Iain Fletcher's 60 rescuing the hosts from 47 for six.

New Zealand Test batsman Mark Richardson's 62 was not enough for Buckinghamshire as they went down by five wickets in a tense finish against Kent County Board, who secured their win on the penultimate ball of the match.

Berkshire's Tom Fray (87 not out) and Julian Wood (53 not out) shared an unbeaten third-wicket stand of 112 as they cruised past Middlesex County Board's total of 218 for seven with more than six overs left.


Northamptonshire County Board beat Yorkshire County Board by 30 runs, ex-England all-rounder David Capel leading the way with 57 of the hosts' 225 for seven.

Surrey County Board had a comfortable 59-run win over Huntingdonshire with South African import Zander de Bruyn (113 not out and two for 22) stealing the show.

George Campbell's mammoth 141 helped Sussex County Board run up 307 for four on their way to a 36-run victory against Shropshire, for whom former Warwickshire batsman Asif Din made 60.

Suffolk had a straightforward six-wicket success against Essex County Board at Mildenhall, ex-England opener Bill Athey contributing 23 to the Suffolk cause as they overcame the visitors' 134 all out.

It was even easier for Cambridgeshire as they passed Derbyshire County Board's total of 146 with nearly 15 overs left to win by eight wickets.



Asif Din

Similarly there were few problems for Herefordshire as they lost just five wickets in overhauling Gloucestershire County Board's 169 for nine with more than 11 overs in hand.

At Coventry, Warwickshire County Board's 181 all out was too much for Leicestershire County Board, who were dismissed for 114.

And Cumberland secured a third round tie against Kent by beating Worcestershire County Board 3-2 in a bowl-out.



Second Round Results May 15th & 16th



March
Cambridgeshire beat Derbyshire CB by 8 wickets
Derbyshire CB 146 (46.3 overs) (B.L.Spendlove 55, I.N.Blanchett 3-24, A.Akhtar 3-28);
Cambridgeshire 147 for 2 (35.1 overs) (M.Mohammed 54*)
MOM: M Mohammed (Cambridgeshire)

Dean Park
Dorset lost to Bedfordshire by 7 wickets
Dorset 197 for 9 (50 overs) (M.Keech 73, S.Rashid 3-41);
Bedfordshire 199 for 3 (45 overs) (S.Young 78*, J.A.Knott 66*)
MOM: S Young (Bedfordshire)

Brockhampton
Herefordshire beat Gloucestershire CB by 5 wickets
Gloucestershire CB 169 for 9 (50 overs) (J.Shaw 3-49);
Herefordshire 172 for 5 (38.3 overs)
MOM: A R Adams (Herefordshire)

Kidderminster
Worcestershire CB lost to Cumberland in a stump bowling competition
Cumberland 111 for 6 (38.4 overs);

Welwyn Garden City
Hertfordshire beat Durham CB by losing fewer wickets
Durham CB 172 (47.2 overs) (A.Worthy 74, M.E.Smith 3-43);
Hertfordshire 172 for 8 (50 overs) (I.Fletcher 60)
MOM: I Fletcher (Hertfordshire)

The Mote
Kent Board XI beat Buckinghamshire by 5 wickets
Buckinghamshire 221 for 7 (50 overs) (M.H.Richardson 62, R.P.Lane 55);
Kent Board XI 222 for 5 (49.5 overs) (J.C.Tredwell 71, J.D.P.Bowden 60)
MOM: J C Tredwell (Kent CB)

Richmond
Middlesex CB lost to Berkshire by 8 wickets
Middlesex CB 218 for 7 (50 overs) (P.E.Wellings 60, A.G.J.Fraser 57*);
Berkshire 219 for 2 (43.1 overs) (T.D.Fray 87*, J.R.Wood 53*)
MOM: T D Fray (Berkshire)

Manor Park
Norfolk lost to Wales by 35 runs
Wales 186 for 8 (50 overs) (C.J.Rogers 3-26);
Norfolk 151 (46.3 overs)
MOM: C J Rogers (Norfolk)

Mildenhall
Suffolk beat Essex CB by 6 wickets
Essex CB 134 (47.2 overs) (I.D.Graham 3-26, R.W.Pineo 3-38);
Suffolk 135 for 4 (43.1 overs) (D.J.Gandhi 3-19)
MOM: D J Callaghan (Suffolk)

Cheam
Surrey CB beat Huntingdonshire CB by 59 runs
Surrey CB 246 for 8 (50 overs) (Z.de Bruyn 113*, L.R.Peacock 3-65);
Huntingdonshire CB 187 (46.1 overs)
MOM: Z de Bruyn (Surrey CB)

Hastings
Sussex CB beat Shropshire by 36 runs
Sussex CB 307 for 4 (50 overs) (G.R.A.Campbell 141, P.J.P.Stevens 62);

Shropshire 271 (46.5 overs) (J.T.Ralph 73, A.N.Johnson 62, Asif Din 60, H.F.G.Southwell 3-39, D.J.Hussey 3-56)
MOM: G A R Campbell (Sussex CB)

Coventry & NW
Warwickshire CB beat Leicestershire CB by 67 runs
Warwickshire CB 181 (49.4 overs) (N V Humphrey 58, N.J.Pullen 5-41);
Leicestershire CB 114 (44 overs) (D.A.T.Dalton 3-16)
MOM: D A T Dalton (Warwickshire CB)

Camborne
Cornwall beat Cheshire by 3 wickets
Cheshire 256 for 5 (50 overs) (A.Hall 66, R.G.Hignett 61);
Cornwall 258 for 7 (49.1 overs) (T.G.Sharp 61, T.Edwards 53*)
MOM: T Edwards (Cornwall)

Northampton
Northamptonshire CB beat Yorkshire CB by 30 runs
Northamptonshire CB 225 for 7 (50 overs) (T.Coleman 82, D.J.Capel 57);
Yorkshire CB 195 for 9 (50 overs) (M.Wolstenholme 5-41)
MOM: T Coleman (Northans CB)



For a detailed weather forecast check out www.paweathercentre.com or teletext page 151



Third Round Preview **p3**

Cambridgeshire v Somerset

Venue: March CC, tel: 01954 250 429. **Contact:** Peter Gooden, The Redlands, Oakington Road, Cottenham, Cambs, CB4 8TW.

How they did in 2000 **Cambridgeshire** – R1 bt Hertfordshire by 4 wkts, R2 lost to Cumberland by 9 wkts
Somerset – R3 bt Shropshire by 27 runs, R4 lost to Middlesex by 165 runs

INJURED Somerset captain Jamie Cox will be leaving nothing to chance when his side take on Cambridgeshire at March.

The Aussie opener, who is likely to miss out due to a fractured thumb joint, reckons the third round of the Cheltenham & Gloucester Trophy presents a potential banana skin and wants to be certain of victory.

He said: "We've already started thinking about this game because it's one we need to win.

"This is always an edgy time for the first-class teams and to add to that we know Cambridgeshire are a decent side.

"We're taking this game very seriously and we'll be putting out our best possible team. I don't want to take any risks by

resting players." Two men who will definitely be rested are Marcus Trescothick and Andy Caddick, who have been asked to stand down by the ECB in line with their contracts.

Despite the expected absence of Cox and the England pair, Cambridgeshire secretary Peter Gooden thinks an upset is extremely unlikely.

He said. "We're doing very well this season and Minor Counties have won games in the past.

"But the Minor County has to do very, very well and the first-class side has to play very, very badly on the day.

"It's always very exciting, especially this year as we've never played Somerset before."

Cambridgeshire Statistics

C&G Trophy 2001 batting averages

Name	M	I	NO	Runs	HS	Avg
S.A.Kellett	1	1	0	29	29	29.00
N.T.Gadsby	1	1	0	12	12	12.00
M.Mohammed	1	1	1	54	54*	-
R.J.Rollins	1	1	1	40	40*	-

C&G Trophy 2001 bowling averages

Name	O	M	R	Wkts	Avg	Best
I.N.Blanchett	10	0	24	3	8.00	3-24
A.Akhtar	8.3	2	28	3	9.33	3-28
M.Mohammed	8	1	17	1	17.00	1-17
A.Khan	10	2	33	1	33.00	1-33
T.S.Smith	10	1	36	1	36.00	1-36

Somerset Statistics

C&G Trophy 2000 batting averages

Name	M	I	NO	Runs	HS	Avg
K.A.Parsons	2	2	1	61	37*	61.00
M.E.Trescothick	2	2	0	88	87	44.00
R.J.Turner	2	2	1	18	16*	18.00
P.C.L.Holloway	2	2	0	33	22	16.50
I.D.Blackwell	2	2	0	33	32	16.50
J.Cox	2	2	0	29	27	14.50
M.Burns	2	2	0	11	11	5.50
P.D.Bowler	2	2	0	8	8	4.00
P.S.Jones	2	1	0	1	1	1.00
A.R.Caddick	2	1	0	0	0	0.00
P.W.Jarvis	1	1	1	2	2*	-

C&G Trophy career batting averages

Name	M	I	NO	Runs	HS	Avg
P.C.L.Holloway	15	14	3	537	90	48.81
K.P.Dutch	9	8	4	160	49*	40.00
J.Cox	7	7	0	263	114	37.57
M.E.Trescothick	11	10	0	369	116	36.90
K.A.Parsons	17	15	5	353	51	35.30
P.S.Jones	8	3	2	33	26*	33.00
M.Burns	13	13	3	306	84*	30.60
M.N.Lathwell	18	17	0	465	103	27.35
P.D.Bowler	26	26	0	708	111	27.23
R.J.Turner	17	14	4	248	52	24.80
G.D.Rose	25	21	3	372	110	20.66
R.L.Johnson	17	12	3	176	45*	19.55

C&G Trophy 2000 bowling averages

Name	O	M	R	Wkts	Avg	Best
P.D.Trego	6	0	30	2	15.00	2-30
M.E.Trescothick	9	0	36	2	18.00	2-23
P.W.Jarvis	9	1	43	2	21.50	2-43
I.D.Blackwell	11	0	47	2	23.50	1-20
K.A.Parsons	20	2	63	2	31.50	2-33
M.Burns	7	0	60	1	60.00	1-43
P.S.Jones	18	0	107	1	107.00	1-59
A.R.Caddick	20	1	58	0	-	-

C&G Trophy career bowling averages

Name	Balls	R	W	Avg	Best	Econ
I.Jones	60	33	2	16.50	2-33	3.30
A.R.Caddick	1400	735	41	17.92	6-30	3.15
P.D.Trego	78	72	4	18.00	2-30	5.53
M.N.Lathwell	66	23	1	23.00	1-23	2.09
R.L.Johnson	876	606	22	27.54	5-50	4.15
K.A.Parsons	680	473	17	27.82	4-43	4.17
I.D.Blackwell	216	149	5	29.80	2-34	4.13

Winners play Glamorgan or Derbyshire at home in R4

R.A.White & T.R.Riley Umpires



For a detailed weather forecast check out www.paweathercentre.com or teletext page 151



Third Round Preview p4

Surrey CB v Surrey

Venue: Guildford, tel: 0207 582 6660. **Contact:** Mike Edwards, The Foster's Oval, Kennington, London, SE11 5SS.

How they did in 2000 **Surrey CB** – R1 bye, R2 lost to Shropshire by 6 wkts
Surrey – R3 bt Devon by 8 wkts, R4 bt Sussex by 7 wkts, QF lost to Lancashire by 8 wkts

SURREY coach Keith Medycott believes the derby game between his side and the Surrey County Board must not be taken lightly.

Medycott's men will be in the unusual situation of occupying the away dressing room at Guildford when they take on the county's leading amateurs and the Surrey coach expects his players to perform.

He said: "We'll be taking this game very seriously.

"We know their players, but we'll worry about ourselves first, as we do against all sides.

"I want Saqlain Mushtaq, Alex Tudor and Martin Bicknell to bowl to the level they can do, and providing we bat at the level

we know we can, and respect the other team, we'll fancy our chances.

"They'll be looking forward to it and will want to put one over on the professionals. We have to make certain they don't."

Medycott will have to manage without the services of Alec Stewart and Graham Thorpe, both of whom will be rested ahead of the Ashes, but Ben Hollioake, Saqlain Mushtaq and Ali Brown will all be back after international duty.

Surrey County Board's South African import Zander de Bruyn could be the man to spring an upset after his unbeaten 113 and two for 22 helped see off Huntingdonshire in the last round.

Surrey CB Statistics

C&G Trophy 2001 batting averages

Name	M	I	NO	Runs	HS	Avg
S.A.Newman	1	1	0	24	24	24.00
M.Bainbridge	1	1	0	23	23	23.00
T.P.Hodgson	1	1	0	17	17	17.00
D.Gorrod	1	1	0	15	15	15.00
T.J.Murtagh	1	1	0	11	11	11.00
K.Marc	1	1	0	0	0	0.00
T.Carter	1	1	0	0	0	0.00
J.Fry	1	1	0	0	0	0.00
Z.de Bruyn	1	1	1	113	113*	-
C.K.Bullen	1	1	1	12	12*	-

C&G Trophy 2001 bowling averages

Name	O	M	R	Wkts	Avg	Best
Z.de Bruyn	3	0	22	2	11.00	2-22
K.Marc	7.1	1	31	2	15.50	2-31
C.K.Bullen	10	4	16	1	16.00	1-16
M.Bainbridge	10	1	37	2	18.50	2-37
D.Gorrod	8	1	30	1	30.00	1-30
T.J.Murtagh	8	1	40	1	40.00	1-40

Surrey Statistics

C&G Trophy 2000 batting averages

Name	M	I	NO	Runs	HS	Avg
G.P.Thorpe	2	2	1	101	55	101.00
M.A.Butcher	2	2	1	92	87*	92.00
A.J.Stewart	3	3	1	150	70*	75.00
A.J.Hollooake	3	2	1	30	17	30.00
I.J.Ward	3	2	0	57	29	28.50
A.D.Brown	3	3	0	63	59	21.00
J.D.Ratcliffe	3	1	0	13	13	13.00
B.C.Hollooake	2	1	0	0	0	0.00
I.D.K.Salisbury	3	1	1	21	21*	-
A.J.Tudor	2	1	1	10	10*	-

C&G Trophy career batting averages

Name	M	I	NO	Runs	HS	Avg
G.P.Thorpe	30	29	8	1159	145*	55.19
A.J.Stewart	46	43	7	1818	125*	50.50
M.A.Butcher	17	17	4	568	91	43.69
G.P.Butcher	4	3	1	77	48	38.50
A.J.Hollooake	22	17	3	468	88	33.42
J.D.Ratcliffe	18	16	1	492	105	32.80
M.R.Ramprakash	31	30	1	869	104	29.96
A.D.Brown	25	22	2	549	72	27.45
N.Shahid	9	7	1	163	85*	27.16
I.J.Ward	11	9	1	177	29	22.12
M.P.Bicknell	37	18	8	197	66*	19.70
Saqlain Mushtaq	11	3	2	15	6*	15.00

C&G Trophy 2000 bowling averages

Name	O	M	R	Wkts	Avg	Best
M.P.Bicknell	20	4	45	4	11.25	3-19
A.J.Hollooake	11	0	55	4	13.75	3-23
A.J.Tudor	18	1	84	3	28.00	2-48
Saqlain Mushtaq	27	1	96	3	32.00	2-36
J.D.Ratcliffe	12	1	61	1	61.00	1-17
I.D.K.Salisbury	26	1	91	1	91.00	1-30
A.D.Brown	1	0	9	0	-	-
B.C.Hollooake	7	0	52	0	-	-

C&G Trophy career bowling averages

Name	Balls	R	W	Avg	Best	Econ
N.Shahid	72	30	4	7.50	3-30	2.50
Saqlain Mushtaq	655	353	25	14.12	4-17	3.23
A.J.Tudor	285	184	9	20.44	4-39	3.87
G.J.Batty	56	42	2	21.00	2-42	4.50
M.R.Ramprakash	360	217	9	24.11	2-15	3.61
M.P.Bicknell	2295	1286	50	25.72	4-35	3.36
A.J.Hollooake	716	555	21	26.42	4-53	4.65

Winners play away at Bedfordshire or Yorkshire in R4

P.Willey & C.S.Kelly Umpires



For a detailed weather forecast check out www.paweathercentre.com or teletext page 151



Third Round Preview p5

Sussex CB v Gloucestershire

Venue: Horsham, tel: 01403 261424. **Contact:** Mike Beckwith, 59 Depot Road, Horsham, Sussex, RH13 5HE.

How they did in 2000 **Sussex CB** – R1 bt Herefordshire by 6 runs, R2 lost to Berkshire by 43 runs
Gloucestershire – R3 bt Worcs by 5 runs, R4 bt Leicestershire by 5 wkts, QF bt Northants by 62 runs
SF bt Lancashire by 98 runs, **FINAL** bt Warwickshire by 22 runs (D/L)

HOLDERS Gloucestershire begin the defence of their title with a trip to Horsham to face Sussex County Board.

Mark Alleyne's side have put in some mixed performances in their limited overs games this season and will need to be on their guard against a strong Sussex County Board team.

Gloucestershire, champions of three one-day competitions last year, have had a bad run in the one-day league recently and Alleyne admits they need be careful against the minnows.

He said: "I know they're one of the better board sides and they had a convincing win in the previous round.

"We've got to make sure we play to our potential. If we don't prepare well, we'll leave ourselves vulnerable for an upset."

Whether that upset materialises will depend much on the batting of the home side, who racked up a massive 307 for four from their 50 overs on their way to a 36-run win over Shropshire.

21-year-old George Campbell was the hero that day with a hugely impressive 141 against an attack that included former Nottinghamshire seamer Kevin Evans.

Should he and his side put on a similar batting performance, Alleyne's one-day heroes of 2000 could find themselves in a tight corner.

Sussex CB Statistics

C&G Trophy 2001 batting averages

Name	M	I	NO	Runs	HS	Avg
G.R.A.Campbell	1	1	0	141	141	141.00
P.J.P.Stevens	1	1	0	62	62	62.00
D.J.Hussey	1	1	0	46	46	46.00
R.M.Jackson	1	1	0	7	7	7.00
C.M.Mole	1	1	1	27	27*	-
H.F.G.Southwell	1	1	1	10	10*	-

C&G Trophy 2001 bowling averages

Name	O	M	R	Wkts	Avg	Best
J.R.Morgan	9	2	25	2	12.50	2-25
H.F.G.Southwell	6	1	39	3	13.00	3-39
D.J.Hussey	9.5	0	56	3	18.66	3-56
M.Hazleton	3	0	27	0	-	-
D.Alderman	10	2	53	0	-	-
A.Winstone	9	0	62	0	-	-

Gloucestershire Statistics

C&G Trophy 2000 batting averages

Name	M	I	NO	Runs	HS	Avg
T.H.C.Hancock	3	3	0	154	110	51.33
K.J.Barnett	6	6	0	304	86	50.66
R.C.Russell	6	6	1	180	84	36.00
R.J.Cunliffe	2	2	0	69	69	34.50
M.W.Alleyne	4	3	1	53	36*	26.50
D.R.Hewson	2	2	0	49	38	24.50
I.J.Harvey	5	5	0	109	47	21.80
C.G.Taylor	6	5	2	57	41	19.00
J.M.M.Averis	6	2	1	14	12	14.00
M.G.N.Windows	5	4	0	47	23	11.75
M.J.Cawdron	2	2	0	22	17	11.00
J.N.Snape	6	5	0	46	13	9.20
M.C.J.Ball	6	5	1	33	19	8.25

C&G Trophy career batting averages

Name	M	I	NO	Runs	HS	Avg
A.N.Bressington	3	2	0	98	54	49.00
T.H.C.Hancock	16	15	0	630	110	42.00
K.J.Barnett	55	53	3	1992	113*	39.84
S.C.Pope	5	5	0	163	69	32.60
R.C.Russell	51	39	11	819	84	29.25
D.R.Hewson	4	4	0	106	45	26.50
R.J.Cunliffe	12	10	0	234	69	23.40
M.W.Alleyne	38	31	5	577	73	22.19
M.G.N.Windows	15	14	3	233	43*	21.18
J.N.Snape	19	16	4	243	54	20.25
I.J.Harvey	10	9	0	158	47	17.55
C.G.Taylor	7	6	2	57	41	14.25
J.M.M.Averis	6	2	1	14	12	14.00

C&G Trophy 2000 bowling averages


Name	O	M	R	Wkts	Avg	Best
I.J.Harvey	48	8	184	12	15.33	4-37
T.H.C.Hancock	10	1	34	2	17.00	2-34
A.M.Smith	60	12	156	9	17.33	3-18
M.C.J.Ball	46.3	2	183	10	18.30	3-39
K.J.Barnett	5	0	27	1	27.00	1-27
J.M.M.Averis	52.2	4	247	9	27.44	4-36
M.J.Cawdron	17	2	56	2	28.00	1-27
J.Lewis	9	1	30	1	30.00	1-30
M.W.Alleyne	30	1	110	2	55.00	1-20

C&G Trophy career bowling averages

Name	Balls	R	W	Avg	Best	Econ
T.H.C.Hancock	233	178	13	13.69	6-58	4.58
I.J.Harvey	535	309	22	14.04	4-29	3.46
T.P.Cotterell	60	33	2	16.50	2-33	3.30
A.N.Bressington	150	86	5	17.20	3-21	3.44
K.J.Barnett	766	523	25	20.92	6-24	4.09
A.M.Smith	1501	800	38	21.05	4-46	3.19
J.Lewis	380	222	9	24.66	3-27	3.50
M.W.Alleyne	1545	962	38	25.31	5-30	3.73

Winners play Durham or Hampshire at home in R4

J.H.Hampshire & M.J.Harris Umpires



For a detailed weather forecast check out www.paweathercentre.com or teletext page 151



Third Round Preview p6

Suffolk v Nottinghamshire

Venue: Mildenhall, tel: 01473 213 288. **Contact:** Toby Pound, 94 Henley Road, Ipswich, IP1 4NJ.

How they did in 2000 Suffolk – R1 lost to Lancashire CB by 4 wks
Nottinghamshire – R3 lost to Middlesex by 128 runs

SUFFOLK will take on a first-class county for the first time since 1993 when Nottinghamshire visit Mildenhall in the third round of the Cheltenham & Gloucester Trophy.

Phil Caley's side qualified in style with a six-wicket win over Essex County Board and club secretary Toby Pound says the county is looking forward to the game.

He said: "It's the biggest game in the county for eight years and it has already generated a lot of interest and excitement.

"For the players, I think it will be the biggest game many of them will play and they are looking forward to it tremendously.

"Obviously Nottinghamshire have got some big names.

They've had a bit of an up and down season but they're still formidable opponents."

Nottinghamshire coach Clive Rice admitted he is wary of the threat carried by Suffolk's own big names former England opener Bill Athey and former South Africa international David Callaghan.

He said: "I know Callaghan and Bill Athey are playing. They've got a few competent players in the side and we're on a hiding to nothing as we're expected to win.

"With that sort of calibre of player in the side, that can affect the outcome. We've got to play very carefully."

Suffolk Statistics

C&G Trophy 2001 batting averages

Name	M	I	NO	Runs	HS	Avg
C.W.J.Athey	2	2	0	94	71	47.00
I.D.Graham	2	2	0	67	48	33.50
P.J.Caley	2	2	1	29	19*	29.00
D.J.Callaghan	2	2	0	50	32	25.00
A.D.Brown	2	2	0	33	17	16.50
M.D.Catley	2	1	0	9	9	9.00
C.Warne	1	1	1	28	28*	-
C.P.Seal	2	2	2	14	10*	-

C&G Trophy 2001 bowling averages

Name	O	M	R	Wkts	Avg	Best
G.M.Kirk	20	7	38	3	12.66	2-16
R.W.Pineo	10	2	38	3	12.66	3-38
A.Poole	5	1	14	1	14.00	1-14
I.D.Graham	18.2	1	59	3	19.66	3-26
C.P.Seal	10	1	52	2	26.00	1-6
D.J.Callaghan	19	2	62	2	31.00	1-20
P.J.Caley	5	1	32	1	32.00	1-32
R.Biaco	10	1	45	1	45.00	1-45

Nottinghamshire Statistics

C&G Trophy 2000 batting averages

Name	M	I	NO	Runs	HS	Avg
U.Afzaal	1	1	0	31	31	31.00
C.M.Tolley	1	1	0	20	20	20.00
P.R.Reiffel	1	1	0	19	19	19.00
J.E.Morris	1	1	0	18	18	18.00
G.E.Welton	1	1	0	16	16	16.00
C.M.W.Read	1	1	0	13	13	13.00
J.E.R.Gallian	1	1	0	8	8	8.00
P.J.Franks	1	1	0	7	7	7.00
D.J.Bicknell	1	1	0	1	1	1.00
R.D.Stemp	1	1	0	0	0	0.00
A.J.Harris	1	1	1	3	3*	-

C&G Trophy career batting averages

Name	M	I	NO	Runs	HS	Avg
D.J.Bicknell	21	21	4	779	135*	45.82
M.Newell	6	6	0	228	92	38.00
U.Afzaal	4	3	1	70	31	35.00
J.E.R.Gallian	14	14	1	442	101*	34.00
J.E.Morris	31	30	3	874	109	32.37
P.Johnson	36	36	2	1048	146	30.82
G.S.Blewett	3	3	0	83	77	27.66
P.J.Franks	9	7	3	110	26*	27.50
C.M.Tolley	15	12	3	236	77	26.22
D.J.Millns	11	5	3	49	29*	24.50
W.M.Noon	7	4	1	73	34	24.33
A.J.Harris	7	4	3	21	11*	21.00

C&G Trophy 2000 bowling averages

Name	O	M	R	Wkts	Avg	Best
P.J.Franks	10	0	47	2	23.50	2-47
C.M.Tolley	10	0	38	1	38.00	1-38
R.D.Stemp	10	0	47	1	47.00	1-47
P.R.Reiffel	10	0	52	0	-	-
A.J.Harris	10	0	77	0	-	-

C&G Trophy career bowling averages

Name	Balls	R	W	Avg	Best	Econ
G.S.Blewett	100	57	7	8.14	4-18	3.42
P.J.Franks	480	329	15	21.93	3-7	4.11
C.M.Tolley	826	503	18	27.94	3-21	3.65
R.D.Stemp	846	533	18	29.61	4-45	3.78
A.J.Harris	397	275	9	30.55	3-10	4.15
D.J.Millns	648	423	12	35.25	3-22	3.91
J.E.R.Gallian	162	122	1	122.00	1-11	4.51

Winners play Wales or Leicestershire at home in R4

K.E.Palmer & I.J.Gould Umpires



For a detailed weather forecast check out www.paweathercentre.com or teletext page 151



Third Round Preview **p7**

Wales v Leicestershire

Venue: Swansea, tel: 01792 462 233 **Contact:** Bill Edwards, 59a King Edward Road, Swansea, West Glamorgan, SA1 4LN.

How they did in 2000 **Wales** – R1 bt Buckinghamshire by 11 runs, R2 bt Oxfordshire by 8 wkts, R3 lost to Essex by 103 runs
Leicestershire – R3 bt Northumberland by 226 runs, R4 lost to Gloucestershire by 10 runs

FORMER West Indies star Phil Simmons has been handed the captaincy of Wales Minor Counties for the game against his former county Leicestershire at Swansea.

Simmons will lead Wales in the absence of Colin Metson, who has been selected for the MCC side to take on Australia.

Wales secretary Bill Edwards believes Simmons was a natural choice to stand in for Metson. He said: "Phil Simmons is an experienced chap.

"He'll be the captain because we didn't want to deny Colin the chance to play in a star-studded line-up against Australia.

"But we've got several experienced players in the side and they're not likely to suffer any odd collywobbles playing against the likes of Leicestershire.

"We are an amateur side but the players know what they're up against."

Leicestershire captain Vince Wells reckons the Swansea pitch could be an important factor in the outcome of the game.

He said: "We certainly won't be taking it lightly.

"They (Wales) are good cricketers and Swansea isn't always the easiest place to play. The pitch spins a fair bit and can even the sides up.

"We've been drawn away so it'll be a tough game but one we want to win to progress to the next round."

Wales Statistics

C&G Trophy 2001 batting averages

Name	M	I	NO	Runs	HS	Avge
A.D.Towse	2	2	1	42	30*	42.00
L.O.Jones	1	1	0	38	38	38.00
K.M.Bell	1	1	0	29	29	29.00
M.J.Newbold	2	2	0	55	28	27.50
J.P.J.Sylvester	2	2	0	41	25	20.50
R.W.Sylvester	2	2	0	39	29	19.50
R.I.Clitheroe	1	1	0	10	10	10.00
G.R.Davies	2	2	0	15	8	7.50
P.V.Simmons	2	2	0	14	8	7.00
C.P.Metson	1	1	0	3	3	3.00
A.J.L.Barr	1	1	0	2	2	2.00

C&G Trophy 2001 bowling averages

Name	O	M	R	Wkts	Avge	Best
A.D.Towse	18.3	7	26	4	6.50	2-13
P.V.Simmons	11.1	0	33	3	11.00	2-27
S.R.Barwick	9	2	16	1	16.00	1-16
J.P.J.Sylvester	10	0	37	2	18.50	2-37
A.J.L.Barr	9	1	39	2	19.50	2-39
N.Gage	18	0	70	3	23.33	2-42
L.O.Jones	10	1	31	1	31.00	1-31
P.S.George	8	2	28	0	-	-

Leicestershire Statistics

C&G Trophy 2000 batting averages

Name	M	I	NO	Runs	HS	Avge
D.I.Stevens	2	2	0	188	133	94.00
D.L.Maddy	2	2	0	90	72	45.00
V.J.Wells	2	2	0	65	60	32.50
C.C.Lewis	2	2	0	60	32	30.00
P.A.J.DeFreitas	1	1	0	15	15	15.00
A.Habib	2	2	0	28	27	14.00
B.F.Smith	2	2	0	15	9	7.50
N.D.Burns	2	2	0	7	7	3.50
J.M.Dakin	2	2	0	5	5	2.50
A.Kumble	2	2	1	2	1*	2.00
D.Williamson	1	1	0	0	0	0.00
J.Ormond	2	2	2	1	1*	-

C&G Trophy career batting averages

Name	M	I	NO	Runs	HS	Avge
A.S.Wright	2	2	0	175	112	87.50
W.F.Stelling	3	3	2	85	76*	85.00
I.J.Sutcliffe	8	8	2	377	103*	62.83
D.I.Stevens	4	4	0	225	133	56.25
V.J.Wells	21	20	4	658	201	41.12
T.R.Ward	24	24	1	934	120	40.60
B.F.Smith	17	16	1	359	63*	23.93
D.L.Maddy	13	12	0	278	89	23.16
A.Habib	10	9	0	201	67	22.33
S.J.Adshhead	2	2	0	41	22	20.50
P.A.J.DeFreitas	38	25	4	378	69	18.00
N.D.Burns	22	18	3	231	51	15.40

C&G Trophy 2000 bowling averages

Name	O	M	R	Wkts	Avge	Best
D.Williamson	2	1	1	2	0.50	2-1
A.Kumble	19.3	2	60	6	10.00	5-27
J.M.Dakin	11	2	40	2	20.00	1-5
J.Ormond	17	2	74	3	24.66	2-52
P.A.J.DeFreitas	10	0	29	1	29.00	1-29
V.J.Wells	7	1	31	1	31.00	1-11
C.C.Lewis	17	3	57	1	57.00	1-35

C&G Trophy career bowling averages

Name	Balls	R	W	Avge	Best	Econ
A.Habib	4	5	2	2.50	2-5	7.50
P.A.J.DeFreitas	2367	1211	52	23.28	5-13	3.06
V.J.Wells	887	536	23	23.30	3-30	3.62
D.L.Maddy	201	166	7	23.71	2-38	4.95
D.E.Malcolm	1607	1035	38	27.23	7-35	3.86
W.F.Stelling	162	87	3	29.00	3-18	3.22
J.Ormond	222	166	5	33.20	2-52	4.48
T.R.Ward	174	154	4	38.50	2-25	5.31

Winners play away at Suffolk or Nottinghamshire in R4

M.J.Kitchen & J.F.Steele Umpires



For a detailed weather forecast check out www.paweathercentre.com or teletext page 151



Third Round Preview **p8**

Kent CB v Warwickshire

Venue: Canterbury, tel: 01227 456 886 **Contact:** Paul Millman, St Laurence Ground, Canterbury, CT1 3NZ.

How they did in 2000 **Kent CB** – R1 bt Worcs CB by 50 runs, R2 bt Warwickshire CB by 45 runs, R3 lost to Hants by 8 wkts
Warwickshire – R3 bt Essex CB by 11 runs, R4 bt Derbyshire by 40 runs, QF bt Glamorgan by 81 runs
SF bt Hampshire by 19 runs, **FINAL** lost to Gloucestershire by 22 runs (D/L)

WARWICKSHIRE coach Bob Woolmer is taking nothing for granted ahead of his side's game against Kent County Board.

Woolmer's side came dangerously close to being embarrassed last year before beating Essex County Board by 11 runs and the former South Africa coach does not want to be put through another close finish.

He admitted: "We had a bit of a scare last year so I'll be looking for a much improved performance, even if we did go on to reach the final last time.

"We're playing at Canterbury which will mean a good wicket to play on.

"Obviously with the strength in our side we should win, but

you should never take cricket lightly.

"We haven't really had a look at their players but with the modern professional game we know the gap to the amateur players is getting wider.

"However you can't legislate for one match. It only takes one ball to get a wicket."

Woolmer's troops, who should include Nick Knight among their number on his return from England duty, are likely to face a stiff test against Kent County Board.

Openers John Bowden and James Tredwell put on 99 in the last round to set up an impressive five-wicket win with one ball to spare against Buckinghamshire.

Kent CB Statistics

C&G Trophy 2001 batting averages

Name	M	I	NO	Runs	HS	Avg
J.C.Tredwell	2	1	0	71	71	71.00
J.D.P.Bowden	2	1	0	60	60	60.00
L.J.P.Jenkins	2	1	0	41	41	41.00
P.Lazenbury	2	1	0	24	24	24.00
M.S.Alexander	1	1	0	5	5	5.00
G.J.J.Sheen	2	1	1	4	4*	-
E.J.Stanford	2	1	1	0	0*	-

C&G Trophy 2001 bowling averages

Name	O	M	R	Wkts	Avg	Best
G.J.J.Sheen	3	0	8	1	8.00	1-8
D.J.Trigger	10	0	35	2	17.50	2-35
A.Tutt	10	1	50	2	25.00	2-14
J.C.Tredwell	10	0	39	1	39.00	1-39
E.J.Stanford	9	1	40	1	40.00	1-40
K.D.Masters	8	2	21	0	-	-
A.R.Bray	10	0	45	0	-	-

Warwickshire Statistics

C&G Trophy 2000 batting averages

Name	M	I	NO	Runs	HS	Avg
T.L.Penney	5	5	2	170	45*	56.66
N.V.Knight	4	4	0	220	118	55.00
A.Singh	2	2	0	95	85	47.50
A.F.Giles	5	4	0	189	107	47.25
N.M.K.Smith	5	4	2	61	28*	30.50
D.P.Ostler	5	5	0	150	63	30.00
G.Welch	3	2	0	52	41	26.00
M.J.Powell	5	5	0	71	25	14.20
D.L.Hemp	3	3	0	38	35	12.66
D.R.Brown	5	5	1	27	9	6.75
K.J.Piper	5	3	3	16	8*	-

C&G Trophy career batting averages

Name	M	I	NO	Runs	HS	Avg
D.L.Hemp	19	18	2	742	112	46.37
N.V.Knight	21	21	2	864	151	45.47
A.F.Giles	17	13	3	354	107	35.40
D.P.Ostler	38	37	3	1039	104	30.55
T.L.Penney	34	32	8	709	90	29.54
J.Troughton	2	2	0	56	38	28.00
V.C.Drakes	8	5	1	111	35	27.75
N.M.K.Smith	41	36	8	621	72	22.17
K.J.Piper	34	17	9	154	19	19.25
D.R.Brown	18	17	2	275	67	18.33
M.A.Sheikh	2	2	1	17	12*	17.00
M.J.Powell	5	5	0	71	25	14.20

C&G Trophy 2000 bowling averages

Name	O	M	R	Wkts	Avg	Best
A.A.Donald	43.3	5	163	12	13.58	4-42
N.M.K.Smith	34	0	140	6	23.33	3-37
D.R.Brown	42.4	4	182	7	26.00	2-35
A.F.Giles	45	0	188	7	26.85	2-34
E.S.H.Giddins	26	1	109	1	109.00	1-34
G.Welch	30	0	160	0	-	-

C&G Trophy career bowling averages

Name	Balls	R	W	Avg	Best	Econ
D.P.Ostler	15	10	1	10.00	1-4	4.00
J.Troughton	60	34	3	11.33	3-34	3.40
T.L.Penney	13	16	1	16.00	1-8	7.38
V.C.Drakes	501	297	18	16.50	4-62	3.55
A.F.Giles	893	584	29	20.13	5-21	3.92
N.M.K.Smith	1678	1051	45	23.35	5-17	3.75
M.M.Betts	510	388	15	25.86	4-34	4.56

Winners play Berkshire or Essex at home in R4

T.E.Jesty & P.Adams Umpires



For a detailed weather forecast check out www.paweathercentre.com or teletext page 151



Third Round Preview **p9**

Berkshire v Essex

Venue: Reading, tel: 01189 463 422. **Contact:** Roy New, 41 Holyrood Close, Caversham, Reading, Berkshire, RG4 6PZ.

How they did in 2000 **Berkshire** – R1 bye, R2 bt Sussex CB by 5 wkts, R3 lost to Durham by 43 runs
Essex – R3 bt Wales by 103 runs, R4 lost to Lancashire by 68 runs

BERKSHIRE captain Julian Wood is confident his side will not be upstaged when they welcome Ronnie Irani's Essex side to Reading.

Wood was part of the team that gave Durham a real scare last season by dismissing them for just 140 before eventually losing by 43 runs and he hopes to spring another surprise this year.

The former Hampshire batsman said: "When we came off the field last year after bowling Durham out for 140, we thought we'd never have a better chance.

"In the end it didn't happen for us but we've got a young side and it's all about learning.

"We won't be upstaged. Hopefully we'll play to our potential

and concentrate on our own performances rather than on Essex. There's no-one too worrying in their side.

"They can't afford to play badly. If they do, and we play well, we'll win the game."

Essex captain Irani acknowledges the threat posed by Wood's side and admits they will be treating it with due caution.

He said: "We're going to get there early and treat it as a big game against a first-class county side, with proper preparation.

"Our one-day performances this season have not been exceptional but hopefully we can get some momentum going with a win."

Berkshire Statistics

C&G Trophy 2001 batting averages

Name	M	I	NO	Runs	HS	Avg
L.H.Nurse	1	1	0	45	45	45.00
J.Moss	1	1	0	0	0	0.00
T.D.Fray	1	1	1	87	87*	-
J.R.Wood	1	1	1	53	53*	-

C&G Trophy 2001 bowling averages

Name	O	M	R	Wkts	Avg	Best
C.J.Batt	9	1	31	2	15.50	2-31
J.Moss	10	1	36	2	18.00	2-36
S.S.Patel	9	1	49	2	24.50	2-49
J.K.Barrow	5	0	26	0	-	-
T.L.Lambert	10	1	28	0	-	-
R.P.Davis	7	1	38	0	-	-

Essex Statistics

C&G Trophy 2000 batting averages

Name	M	I	NO	Runs	HS	Avg
S.D.Peters	2	2	0	64	58	32.00
R.C.Irani	2	2	0	55	45	27.50
D.R.Law	2	2	0	53	45	26.50
G.R.Napier	1	1	0	17	17	17.00
S.G.Law	2	2	0	31	27	15.50
P.J.Prichard	2	2	0	26	26	13.00
A.P.Grayson	2	2	0	21	18	10.50
N.Hussain	1	1	0	8	8	8.00
M.C.Ilott	2	2	1	6	6*	6.00
T.J.Mason	2	2	0	9	6	4.50
B.J.Hyam	2	2	0	5	4	2.50
A.P.Cowan	2	2	1	1	1*	1.00

C&G Trophy career batting averages

Name	M	I	NO	Runs	HS	Avg
S.G.Law	14	13	1	682	107	56.83
G.R.Napier	2	2	0	96	79	48.00
N.Hussain	27	25	3	903	108	41.04
R.C.Irani	19	17	2	609	124	40.60
P.J.Prichard	36	35	5	1138	94	37.93
A.P.Grayson	22	18	1	409	82*	24.05
S.D.Peters	3	3	0	70	58	23.33
D.D.J.Robinson	14	12	1	247	62	22.45
M.C.Ilott	23	13	6	125	54*	17.85
T.J.Mason	7	5	0	80	36	16.00
A.P.Cowan	12	8	4	43	17*	10.75
P.M.Such	25	9	5	21	8*	5.25

C&G Trophy 2000 bowling averages

Name	O	M	R	Wkts	Avg	Best
R.C.Irani	16	3	56	4	14.00	3-15
M.C.Ilott	18	2	65	4	16.25	3-20
D.R.Law	9	0	54	3	18.00	2-8
A.P.Grayson	7	0	34	1	34.00	1-34
A.P.Cowan	14	1	59	1	59.00	1-7
T.J.Mason	7	0	27	0	-	-

C&G Trophy career bowling averages

Name	Balls	R	W	Avg	Best	Econ
J.E.Bishop	42	17	1	17.00	1-17	2.42
R.C.Irani	1142	750	27	27.77	4-41	3.94
A.P.Cowan	685	462	16	28.87	3-29	4.04
A.P.Grayson	869	682	21	32.47	3-24	4.70
P.M.Such	1554	872	25	34.88	3-56	3.36
M.C.Ilott	1440	876	25	35.04	3-20	3.65
G.R.Napier	42	37	1	37.00	1-37	5.28

Winners play away at Kent CB or Warwickshire in R4

B.Leadbetter & A.R.Bundy Umpires



For a detailed weather forecast check out www.pawweathercentre.com or teletext page 151



Third Round Preview **p10**

Bedfordshire v Yorkshire

Venue: Luton, tel: 01582 654 515. **Contact:** Barry Robinson, 45 Sherbourne Avenue, Luton, Bedfordshire, LU2 7BD.

How they did in 2000 **Bedfordshire** – R1 bye, R2 lost to Northumberland by 7 wkts
Yorkshire – R3 bt Yorkshire CB by 130 runs, R4 lost to Northamptonshire by 69 runs

BEDFORDSHIRE are aiming to spring another surprise in the Cheltenham & Gloucester Trophy when they take on Yorkshire in the third round.

Former Northamptonshire all-rounder Andy Roberts' side caused the shock of the last round by thumping Minor Counties champions Dorset by seven wickets and they are going into their big game with confidence.

Club secretary Philip August said: "We've had plenty of one-day practice this season and we're in pretty good shape at the moment.

"We're looking forward to the challenge and the players are certainly excited about it.

"It's good for them to test themselves against Test cricketers as it gives them a good measure of their ability.

"As for the first-class players, they've got to win the game."

Yorkshire captain David Byas will need to be wary of the threat posed by Bedfordshire's Australian all-rounder Shaun Young. The Tasmanian star, who played one Test for Australia during his year with Gloucestershire in 1997, steered his side past Dorset with a superb unbeaten 78.

Byas admitted: "He's certainly one to keep an eye on we don't want an upset. It's a game we have to win in order to progress and really we've got everything to lose."

Bedfordshire Statistics

C&G Trophy 2001 batting averages

Name	M	I	NO	Runs	HS	Avg
S.Young	2	2	1	85	78*	85.00
J.A.Knott	2	2	1	67	66*	67.00
D.R.Clarke	2	2	0	112	93	56.00
D.J.M.Mercer	2	2	0	8	6	4.00
N.A.Stanley	2	2	0	1	1	0.50
A.R.Roberts	2	1	0	0	0	0.00
J.G.Hughes	2	1	0	0	0	0.00
O.J.Clayson	1	1	1	56	56*	-
A.J.Trott	2	1	1	0	0*	-

C&G Trophy 2001 bowling averages

Name	O	M	R	Wkts	Avg	Best
S.Rashid	19	0	73	5	14.60	3-41
S.Young	20	6	36	2	18.00	1-17
W.E.Sneath	20	2	101	5	20.20	3-44
J.G.Hughes	18	0	69	3	23.00	2-33
A.R.Roberts	10	0	41	1	41.00	1-13
A.J.Trott	9	0	49	1	49.00	1-24
N.A.Stanley	4	0	26	0	-	-

Yorkshire Statistics

C&G Trophy 2000 batting averages

Name	M	I	NO	Runs	HS	Avg
A.McGrath	1	1	0	64	64	64.00
D.S.Lehmann	2	2	1	55	48*	55.00
M.P.Vaughan	2	2	0	86	70	43.00
D.Byas	2	2	0	48	33	24.00
C.White	2	2	0	42	26	21.00
R.J.Blakey	2	2	0	41	41	20.50
G.M.Fellows	2	2	0	20	18	10.00
D.Gough	2	1	0	3	3	3.00
G.M.Hamilton	2	2	1	2	1*	2.00
C.E.W.Silverwood	2	1	0	2	2	2.00
J.D.Middlebrook	2	1	1	6	6*	-

C&G Trophy career batting averages

Name	M	I	NO	Runs	HS	Avg
M.J.Wood	2	2	1	68	43	68.00
C.White	24	21	5	722	113	45.12
D.S.Lehmann	7	6	1	188	105	37.60
A.McGrath	14	13	1	420	84	35.00
D.Byas	31	29	3	868	73*	33.38
M.P.Vaughan	19	19	1	483	85	26.83
R.J.Blakey	35	28	10	459	75	25.50
G.M.Hamilton	9	7	2	89	39	17.80
D.Gough	24	13	0	228	46	17.53
G.M.Fellows	4	3	0	47	27	15.66
C.E.W.Silverwood	14	5	3	25	12*	12.50
I.D.Fisher	3	1	0	5	5	5.00

C&G Trophy 2000 bowling averages

Name	O	M	R	Wkts	Avg	Best
M.P.Vaughan	2	0	4	1	4.00	1-4
D.Gough	18.5	2	66	9	7.33	5-30
D.S.Lehmann	6	0	26	3	8.66	3-26
R.J.Sidebottom	4	2	9	1	9.00	1-9
G.M.Hamilton	17	3	63	5	12.60	3-39
C.White	12	0	51	1	51.00	1-12
A.McGrath	4	0	23	0	-	-
J.D.Middlebrook	8	1	38	0	-	-
C.E.W.Silverwood	17	1	65	0	-	-

C&G Trophy career bowling averages

Name	Balls	R	W	Avg	Best	Econ
G.A.Lambert	18	22	2	11.00	2-22	7.33
D.S.Lehmann	84	45	4	11.25	3-26	3.21
P.M.Hutchison	132	62	5	12.40	3-18	2.81
D.Gough	1523	851	54	15.75	7-27	3.35
G.M.Hamilton	462	293	17	17.23	3-27	3.80
R.K.J.Dawson	131	88	4	22.00	2-32	4.03
D.Byas	18	23	1	23.00	1-23	7.66
R.J.Sidebottom	240	167	7	23.85	3-15	4.17

Winners play Surrey CB or Surrey at home in R4

B.Dudleston & P.D.Clubb Umpires



For a detailed weather forecast check out www.paweathercentre.com or teletext page 151



Third Round Preview p11

Cumberland v Kent

Venue: Barrow, tel: 01228 528 858. **Contact:** Ken Ion, 47 Beech Grove, Stanwix, Carlisle, Cumbria, CA3 9BG.

How they did in 2000 **Cumberland** – R1 bye, R2 bt Cambridgeshire by 9 wks, R3 lost to Kent by 6 wks
Kent – R3 bt Cumberland by 6 wks, R4 lost to Glamorgan by 5 wks

KENT face a second journey to Cumberland in two years after drawing the northern county in the Cheltenham & Gloucester Trophy third round for the second successive season.

A 50 from Rahul Dravid guided the first-class side to victory last year on a damp day at Carlisle after John Lewis had given the home crowd something to cheer with a half century of his own.

This time the sides meet at Barrow and with several ex-professionals in their line-up, Cumberland are confident they will give a good account of themselves.

Secretary Ken Ion said: "I suppose we could have a chance, but it has to be a very outside one.

"The main thing has to be putting on a good display for the people of Furness. We have got some good players in the side and hopefully we can try to give them a good game."

Cumberland, who boast the likes of Ashley Metcalfe and Steve O'Shaughnessy in their ranks, made it through to the third round after winning a bowl-out against the Worcestershire County Board.

Ion admitted: "We were very fortunate to win the bowl-out. It was very nerve-wracking but thankfully fortune favoured us and we got the win."

Cumberland Statistics

C&G Trophy 2001 batting averages

Name	M	I	NO	Runs	HS	Avg
J.M.Lewis	1	1	0	15	15	15.00
J.R.Moyes	1	1	0	12	12	12.00
T.A.Hunte	1	1	0	9	9	9.00
T.Prime	1	1	0	9	9	9.00
J.M.Fielding	1	1	0	3	3	3.00
S.T.Knox	1	1	0	1	1	1.00
S.J.O'Shaughnessy	1	1	1	25	25*	-
S.W.Horne	1	1	1	2	2*	-

C&G Trophy 2001 bowling averages

Cumberland have not bowled in the C&G Trophy so far this season.

Kent Statistics

C&G Trophy 2000 batting averages

Name	M	I	NO	Runs	HS	Avg
R.Dravid	2	2	0	76	54	38.00
S.A.Marsh	1	1	0	23	23	23.00
M.J.Walker	2	2	1	21	15*	21.00
D.P.Fulton	2	2	0	23	14	11.50
M.A.Ealham	2	2	1	8	8*	8.00
M.V.Fleming	2	1	0	8	8	8.00
J.B.Hockley	1	1	0	8	8	8.00
M.M.Patel	2	1	0	7	7	7.00
A.P.Wells	2	2	0	7	7	3.50
K.Adams	2	1	0	2	2	2.00
D.D.Masters	2	1	0	1	1	1.00
P.A.Nixon	2	1	1	38	38*	-

C&G Trophy career batting averages

Name	M	I	NO	Runs	HS	Avg
D.J.Cullinan	3	3	2	148	119*	148.00
M.J.Walker	7	7	2	212	73	42.40
R.W.T.Key	4	4	0	157	67	39.25
A.P.Wells	39	36	7	1045	119	36.03
M.A.Ealham	21	20	6	402	58*	28.71
P.A.Nixon	24	20	8	342	51	28.50
J.M.Golding	3	2	0	52	47	26.00
M.J.McCague	16	12	7	126	31*	25.20
M.V.Fleming	24	22	2	467	117*	23.35
P.Lazenbury	3	2	0	27	24	13.50
D.P.Fulton	8	8	0	88	19	11.00
E.T.Smith	3	3	0	33	19	11.00

C&G Trophy 2000 bowling averages

Name	O	M	R	Wkts	Avg	Best
K.Adams	19.1	1	59	6	9.83	6-24
M.A.Ealham	20	3	52	5	10.40	4-36
M.M.Patel	10	1	36	2	18.00	2-36
D.D.Masters	18.1	0	59	1	59.00	1-23
M.J.Walker	2	1	3	0	-	-
M.V.Fleming	16	4	46	0	-	-

C&G Trophy career bowling averages

Name	Balls	R	W	Avg	Best	Econ
K.Adams	115	59	6	9.83	6-24	3.07
B.J.Phillips	90	67	3	22.33	3-14	4.46
M.A.Ealham	1145	584	26	22.46	4-10	3.06
M.V.Fleming	951	584	23	25.39	3-28	3.68
M.J.McCague	882	592	22	26.90	5-26	4.02
M.M.Patel	608	344	11	31.27	2-29	3.39
A.Khan	165	126	4	31.50	2-38	4.58

Winners play Northamptonshire CB or Northamptonshire at home in R4

J.W.Holder & K.Shuttleworth Umpires



For a detailed weather forecast check out www.pawweathercentre.com or teletext page 151



Third Round Preview **p12**

Northamptonshire CB v Northamptonshire

Venue: Northampton, tel: 01604 514455. **Contact:** Robert Carter, County Cricket Ground, Wantage Road, Northampton, NN1 4TJ.

How they did in 2000 Northamptonshire CB – R1 lost to Northumberland by 6 wks
Northamptonshire – R3 bt Durham CB by 8 wks, R4 bt Yorkshire by 69 runs,
QF lost to Gloucestershire by 62 runs

FORMER Northamptonshire all-rounder David Capel could come back to haunt his former team-mates as he returns to the County Ground as captain of their Board XI.

Capel's first-class playing career ended two years ago when the county terminated his contract following injury but the 38-year-old is now back in action and could surprise those who doubted him.

Capel, who won 15 England caps, is still employed as a coach by Northamptonshire, and after hitting 57 against Yorkshire CB in the last round he feels he is still good enough to prove a point.

Team manager Ian Lucas said: "We are billing it locally as a grudge match."

"When 'Capes' finished playing he never had a swansong. Hopefully this can be his swansong.

"He will captain a good young side that survived a tough match in the last round. We use the Board side as a development team and we have got some players in there who could perhaps be pushing for first team places in the next five years.

"We have some good university and Academy players. One of them, Chris Goode, played for England in the Under-15 World Cup last year and this is a great opportunity for players like him."

Northamptonshire CB Statistics

C&G Trophy 2001 batting averages

Name	M	I	NO	Runs	HS	Avg
T.Coleman	1	1	0	82	82	82.00
D.J.Capel	1	1	0	57	57	57.00
B.C.Fourie	1	1	0	19	19	19.00
D.J.Roberts	1	1	0	14	14	14.00
R.E.Falkner	1	1	0	4	4	4.00
M.Steed	1	1	0	2	2	2.00
P.S.Coverdale	1	1	0	2	2	2.00
T.Dann	1	1	1	21	21*	-
R.Kaufman	1	1	1	2	2*	-

C&G Trophy 2001 bowling averages

Name	O	M	R	Wkts	Avg	Best
M.Wolstenholme	10	1	41	5	8.20	5-41
P.S.Coverdale	10	1	21	1	21.00	1-21
B.C.Fourie	10	1	29	1	29.00	1-29
D.J.Capel	10	0	42	1	42.00	1-42
R.Kaufman	10	1	49	1	49.00	1-49

Northamptonshire Statistics

C&G Trophy 2000 batting averages

Name	M	I	NO	Runs	HS	Avg
M.L.Hayden	3	3	1	151	77*	75.50
D.J.Sales	3	3	1	101	65	50.50
J.W.Cook	3	3	0	105	48	35.00
A.L.Penberthy	3	2	0	65	54	32.50
M.B.Loye	3	3	0	62	24	20.66
A.S.Rollins	1	1	0	20	20	20.00
G.P.Swann	3	2	0	35	18	17.50
M.R.Strong	2	2	0	22	21	11.00
D.Ripley	3	2	0	6	4	3.00
R.J.Warren	1	1	0	1	1	1.00
D.E.Malcolm	2	1	0	0	0	0.00
D.M.Cousins	2	1	1	10	10*	-
J.F.Brown	3	2	2	1	1*	-

C&G Trophy career batting averages

Name	M	I	NO	Runs	HS	Avg
J.W.Cook	4	4	0	235	130	58.75
A.J.Swann	3	3	0	149	74	49.66
D.J.Sales	9	9	1	288	65	36.00
M.E.Cassar	6	6	1	175	90*	35.00
K.J.Innes	5	3	2	33	25	33.00
G.P.Swann	6	5	0	140	42	28.00
R.J.Warren	17	15	2	348	100*	26.76
A.L.Penberthy	26	18	2	423	79	26.43
M.B.Loye	17	16	3	329	65	25.30
A.S.Rollins	12	12	0	298	80	24.83
D.M.Cousins	7	4	2	23	12	11.50
M.R.Strong	2	2	0	22	21	11.00
D.Ripley	41	23	9	149	27*	10.64

C&G Trophy 2000 bowling averages

Name	O	M	R	Wkts	Avg	Best
D.M.Cousins	19.5	3	81	6	13.50	3-39
M.R.Strong	17	3	72	5	14.40	3-10
D.E.Malcolm	19	2	56	2	28.00	1-25
A.L.Penberthy	28	2	119	4	29.75	3-44
G.P.Swann	27.5	1	125	4	31.25	2-25
J.F.Brown	30	2	137	4	34.25	3-35
D.J.Sales	2	0	13	0	-	-

C&G Trophy career bowling averages

Name	Balls	R	W	Avg	Best	Econ
M.R.Strong	102	72	5	14.40	3-10	4.23
K.J.Innes	123	114	5	22.80	3-26	5.56
J.A.R.Blain	66	56	2	28.00	2-56	5.09
J.P.Taylor	1767	1182	39	30.30	4-34	4.01
G.P.Swann	280	216	7	30.85	2-25	4.62
A.L.Penberthy	1165	835	23	36.30	5-56	4.30
D.M.Cousins	329	273	7	39.00	3-39	4.97
J.F.Brown	252	209	5	41.80	3-35	4.97

Winners play away at Cumberland or Kent in R4

M.R.Benson & M.Dixon Umpires



For a detailed weather forecast check out www.paweathercentre.com or teletext page 151



Third Round Preview p13

Herefordshire v Middlesex

Venue: Luctonians, tel: 01432 264 703. **Contact:** Peter Sykes, 54 Dale Drive, Holmer Grange, Hereford, HR4 9RF.

How they did in 2000 **Herefordshire** – R1 lost to Sussex CB by 6 runs
Middlesex – R3 bt Nottinghamshire by 128 runs, R4 bt Somerset by 165 runs,
QF lost to Hampshire by 7 wkts

HEREFORDSHIRE are determined to give Middlesex a run for their money as they welcome the Lord's-based side to Luctonians Cricket Club.

The minor county have happy memories of the home of cricket after beating Cheshire there in the final of the 38-County Cup last season and they believe they have the armoury to at least trouble Middlesex.

Herefordshire reached the third round courtesy of a five-wicket win over the Gloucestershire County Board and they have plenty of experience on board to suggest Angus Fraser's side will not have things all their own way.

Seamer Andre Adams was playing one-day international cricket for New Zealand as recently as April and the side have a potential match-winner in former Glamorgan and Worcestershire wicketkeeper/batsman Ismail Dawood.

Club secretary Peter Sykes said: "I suppose we have as good a chance as anyone else.

"The history of minor counties against first class counties isn't good but you never know, it could be our day.

"It is a big day for the players and hopefully we can give them a good game. We played Yorkshire a couple of years ago and did well so hopefully we can do it again."

Herefordshire Statistics

C&G Trophy 2001 batting averages

Name	M	I	NO	Runs	HS	Avg
A.R.Adams	1	1	0	46	46	46.00
N.W.Round	1	1	0	32	32	32.00
I.Dawood	1	1	0	17	17	17.00
C.W.Boroughs	1	1	0	3	3	3.00
A.Farooque	1	1	0	0	0	0.00
A.N.Edwards	1	1	1	34	34*	-
K.Pearson	1	1	1	12	12*	-

C&G Trophy 2001 bowling averages

Name	O	M	R	Wkts	Avg	Best
A.R.Adams	10	0	29	2	14.50	2-29
J.Shaw	9	2	49	3	16.33	3-49
A.N.Edwards	10	2	34	2	17.00	2-34
A.Farooque	5	0	18	1	18.00	1-18
P.J.Humphries	6	2	11	0	-	-
N.M.Davies	10	1	24	0	-	-

Middlesex Statistics

C&G Trophy 2000 batting averages

Name	M	I	NO	Runs	HS	Avg
K.P.Dutch	3	3	2	67	29*	67.00
O.A.Shah	1	1	0	49	49	49.00
P.N.Weekes	3	3	1	84	71*	42.00
J.L.Langer	3	3	0	126	100	42.00
A.J.Strauss	3	3	0	110	56	36.66
M.A.Roseberry	2	2	1	24	21*	24.00
R.L.Johnson	3	1	0	21	21	21.00
M.R.Ramprakash	3	3	0	55	42	18.33
S.J.Cook	2	2	1	9	7	9.00
D.Alleyne	2	2	0	8	7	4.00
A.W.Laraman	3	1	0	2	2	2.00
A.R.C.Fraser	3	1	1	8	8*	-

C&G Trophy career batting averages

Name	M	I	NO	Runs	HS	Avg
E.C.Joyce	5	5	2	196	73	65.33
M.A.Roseberry	20	20	2	727	121	40.38
A.J.Strauss	3	3	0	110	56	36.66
P.N.Weekes	19	19	3	501	143*	31.31
A.R.C.Fraser	35	13	10	80	19	26.66
O.A.Shah	9	9	1	186	49	23.25
J.P.Hewitt	5	3	2	23	14*	23.00
R.M.S.Weston	6	6	1	103	56	20.60
J.K.Maunders	1	1	0	11	11	11.00
P.C.R.Tufnell	8	1	0	8	8	8.00
S.J.Cook	3	3	1	14	7	7.00
T.F.Bloomfield	5	2	1	7	7*	7.00
D.Alleyne	2	2	0	8	7	4.00

C&G Trophy 2000 bowling averages

Name	O	M	R	Wkts	Avg	Best
T.F.Bloomfield	8	1	17	4	4.25	4-17
A.W.Laraman	23.3	3	66	8	8.25	4-39
A.R.C.Fraser	24	5	61	4	15.25	2-19
K.P.Dutch	14	1	58	2	29.00	2-37
S.J.Cook	12	2	39	1	39.00	1-29
R.L.Johnson	16	3	71	1	71.00	1-34
P.N.Weekes	2.5	0	13	0	-	-

C&G Trophy career bowling averages

Name	Balls	R	W	Avg	Best	Econ
A.W.Laraman	141	66	8	8.25	4-39	2.80
A.R.C.Fraser	2241	1117	49	22.79	4-34	2.99
T.F.Bloomfield	216	140	6	23.33	4-17	3.88
P.C.R.Tufnell	570	323	10	32.30	3-29	3.40
P.N.Weekes	928	662	19	34.84	3-35	4.28
S.J.Cook	120	79	2	39.50	1-29	3.95
M.A.Roseberry	36	42	1	42.00	1-22	7.00

Winners play away at Hertfordshire or Worcestershire in R4

V.A.Holder & W.E.Smith Umpires



For a detailed weather forecast check out www.paweathercentre.com or teletext page 151



Third Round Preview p14

Warwickshire CB v Lancashire

Venue: Blackpool, tel: 0121 446 3620. **Contact:** Dennis Amiss MBE, The County Ground, Edgbaston, Birmingham, B5 7QU.

How they did in 2000 **Warwickshire CB** – R1 bye, R2 lost to Kent CB by 45 runs
Lancashire – R3 bt Lincolnshire by 10 wkts, R4 bt Essex by 68 runs, QF bt Surrey by 8 wkts,
SF lost to Gloucestershire by 98 runs

LANCASHIRE coach Bobby Simpson has issued a rallying call to his faltering one-day side ahead of their Cheltenham & Gloucester third round tie against Warwickshire County Board.

Simpson's men have been less than impressive in their limited-overs games this season and the former Australia boss knows they must be on top of their game against the minnows.

He said: "We've got to play each game to win.

"Our one-day record this year has definitely not been as good as we would have liked, so it's important to win.

"We don't see this as a game we will lose but if you're not careful games like this could be a potential banana skin."

Warwickshire County Board conceded home advantage as they were unable to find a suitable venue. They are making their first appearance at this stage of the competition after completing a straightforward 67-run victory over Leicestershire County Board.

Jamaican-born opener Neil Humphrey led the way with 58 and some useful lower-order contributions helped them put the game out of their opponents' reach.

But Lancashire will start as the clear favourites and will have few problems if they produce a repeat of the performance that saw them thrash Lincolnshire by 10 wickets in the third round last season.

Warwickshire CB Statistics

C&G Trophy 2001 batting averages

Name	M	I	NO	Runs	HS	Avg
N V Humphrey	1	1	0	58	58	58.00
D.A.T.Dalton	1	1	0	28	28	28.00
S.McDonald	1	1	0	19	19	19.00
D J Barr	1	1	0	15	15	15.00
I.Westwood	1	1	0	9	9	9.00
C.R.Howell	1	1	0	4	4	4.00
N.Sajjad	1	1	0	3	3	3.00
I.Clifford	1	1	0	3	3	3.00
K.Bray	1	1	0	0	0	0.00
R Dandy	1	1	0	0	0	0.00
G.F.Shephard	1	1	1	15	15*	-

C&G Trophy 2001 bowling averages

Name	O	M	R	Wkts	Avg	Best
D.A.T.Dalton	7	2	16	3	5.33	3-16
K.Bray	7	2	15	2	7.50	2-15
G.F.Shephard	10	3	14	1	14.00	1-14
N.Sajjad	10	2	30	2	15.00	2-30
I.Westwood	10	0	33	0	-	-

Lancashire Statistics

C&G Trophy 2000 batting averages

Name	M	I	NO	Runs	HS	Avg
A.Flintoff	4	3	1	200	135*	100.00
S.C.Ganguly	4	4	1	272	120*	90.66
M.A.Atherton	4	4	1	124	70	41.33
J.P.Crawley	4	3	1	68	41	34.00
P.J.Martin	1	1	0	18	18	18.00
N.H.Fairbrother	4	2	0	22	15	11.00
J.C.Scuderi	2	1	0	7	7	7.00
G.Chapple	3	1	0	6	6	6.00
W.K.Hegg	4	1	0	3	3	3.00
C.P.Schofield	4	1	0	1	1	1.00
I.D.Austin	2	1	1	18	18*	-
G.D.Lloyd	3	1	1	2	2*	-

C&G Trophy career batting averages

Name	M	I	NO	Runs	HS	Avg
N.H.Fairbrother	45	42	8	1576	93*	46.35
A.Flintoff	13	11	2	385	135*	42.77
J.P.Crawley	23	22	3	747	113*	39.31
M.A.Atherton	32	32	3	1131	115	39.00
M.J.Chilton	3	3	0	112	50	37.33
M.Watkinson	46	40	7	1064	130	32.24
P.J.Martin	23	9	6	94	31*	31.33
G.D.Lloyd	27	22	3	591	96	31.10
R.C.Driver	3	3	1	61	61*	30.50
I.D.Austin	33	23	10	361	97	27.76
G.Yates	19	9	5	82	34*	20.50
W.K.Hegg	38	21	1	351	37	17.55

C&G Trophy 2000 bowling averages

Name	O	M	R	Wkts	Avg	Best
P.J.Martin	10	0	44	3	14.66	3-44
C.P.Schofield	37	1	166	11	15.09	4-34
G.Yates	18	0	75	4	18.75	2-35
M.P.Smethurst	16.3	0	63	3	21.00	2-30
I.D.Austin	19	3	52	2	26.00	1-23
A.Flintoff	18	2	63	2	31.50	2-21
G.Keedy	10	0	40	1	40.00	1-40
S.C.Ganguly	30	4	123	3	41.00	3-26
G.Chapple	27	5	115	2	57.50	2-39

C&G Trophy career bowling averages

Name	Balls	R	W	Avg	Best	Econ
C.P.Schofield	222	166	11	15.09	4-34	4.48
M.P.Smethurst	159	109	7	15.57	4-46	4.11
P.J.Martin	1376	805	43	18.72	5-30	3.51
M.J.Chilton	42	42	2	21.00	1-20	6.00
M.A.Atherton	188	154	6	25.66	2-15	4.91
I.D.Austin	2133	1203	44	27.34	3-14	3.38
G.Chapple	966	696	25	27.84	6-18	4.32
J.M.Anderson	120	98	3	32.66	2-64	4.90

Winners play Cornwall or Sussex at home in R4

R.Julian & K.J.Lyons Umpires



For a detailed weather forecast check out www.pawweathercentre.com or teletext page 151



Third Round Preview p15

Cornwall v Sussex

Venue: Truro CC, tel: 01736 810 495. **Contact:** Mrs AM George, The Logan Rock, Treen, St Levan, Penzance, TR19 6LG.

How they did in 2000 **Cornwall** – R1 lost to Norfolk by 4 wkts
Sussex – R3 bt Middlesex CB by 9 wkts, R4 lost to Sussex by 7 wkts

CORNWALL are looking forward to their big day against Sussex but hopes of an upset are not high.

The Cornishmen are relishing the chance to pit their wits against first-class opponents after missing out on the third round last season.

Chairman Ron Potts said: "We're certainly hoping for a decent day's weather to bring in all the tourists down in Truro.

"In reality we don't entertain tremendously high hopes of causing an upset, although sometimes the Minor Counties do have their day. It's a bit of a David and Goliath set-up, really."

Manager Brian Laity echoed Potts' words, adding: "We're looking forward to it, certainly. It's always nice to have chance

to play a first-class side."

Sussex will aim for a repeat of the comfortable success they had against Middlesex Cricket Board in last year's third round.

Chris Adams led his side to an easy nine-wicket win and the experience of Adams and former Zimbabwe Test star Murray Goodwin should be enough to kill any hopes of a shock defeat.

Like Potts, Adams will hope the weather is kinder than at Bishop's Stortford in 1991 when he was a member of the Derbyshire side that was beaten by Hertfordshire in a bowl-out after two days of rain.

Cornwall Statistics

C&G Trophy 2001 batting averages

Name	M	I	NO	Runs	HS	Avg
T.G.Sharp	1	1	0	61	61	61.00
S.C.Pope	1	1	0	38	38	38.00
J.M.Hands	1	1	0	24	24	24.00
B P Price	1	1	0	20	20	20.00
J.P.Kent	1	1	0	15	15	15.00
N Curnow	1	1	0	12	12	12.00
G.M.Thomas	1	1	0	0	0	0.00
T.Edwards	1	1	1	53	53*	-
N T P George	1	1	1	19	19*	-

C&G Trophy 2001 bowling averages

Name	O	M	R	Wkts	Avg	Best
J.M.Hands	10	2	25	1	25.00	1-25
C.E.Shreck	10	0	58	2	29.00	2-58
J.J.C.Stephens	5	0	49	1	49.00	1-49
S.C.Pope	10	0	55	1	55.00	1-55
J.P.Kent	5	0	29	0	-	-
N T P George	10	3	35	0	-	-

Sussex Statistics

C&G Trophy 2000 batting averages

Name	M	I	NO	Runs	HS	Avg
R.R.Montgomerie	2	2	1	121	68*	121.00
M.G.Bevan	2	1	0	60	60	60.00
C.J.Adams	2	2	0	72	64	36.00
P.A.Cottey	2	2	1	30	17	30.00
R.Martin-Jenkins	1	1	0	16	16	16.00
U.B.A.Rashid	2	1	0	5	5	5.00
W.J.House	2	1	0	5	5	5.00
B.V.Taylor	2	1	0	1	1	1.00
A.D.Patterson	2	1	0	1	1	1.00
M.A.Robinson	2	1	1	8	8*	-
R.J.Kirtley	2	1	1	7	7*	-

C&G Trophy career batting averages

Name	M	I	NO	Runs	HS	Avg
R.R.Montgomerie	10	10	3	477	109	68.14
C.J.Adams	23	22	5	1008	129*	59.29
J.R.Carpenter	1	1	0	55	55	55.00
K.Greenfield	15	14	3	431	129	39.18
B.Zuiderent	4	4	0	133	99	33.25
U.B.A.Rashid	4	2	1	29	24*	29.00
P.A.Cottey	29	28	7	567	68	27.00
J.D.Lewry	6	4	3	19	9	19.00
R.Martin-Jenkins	2	1	0	16	16	16.00
R.J.Kirtley	7	2	1	13	7*	13.00
W.J.House	3	2	0	20	15	10.00
M.H.Yardy	3	3	0	28	15	9.33

C&G Trophy 2000 bowling averages


Name	O	M	R	Wkts	Avg	Best
B.V.Taylor	15	2	49	5	9.80	4-26
R.Martin-Jenkins	10	1	28	2	14.00	2-28
U.B.A.Rashid	15	2	57	3	19.00	3-32
R.J.Kirtley	20	1	74	2	37.00	2-45
M.A.Robinson	20	0	59	1	59.00	1-26
J.D.Lewry	10	2	20	0	-	-
M.G.Bevan	7.4	1	45	0	-	-

C&G Trophy career bowling averages

Name	Balls	R	W	Avg	Best	Econ
R.Martin-Jenkins	120	52	4	13.00	2-24	2.60
D.A.Clapp	36	46	3	15.33	3-46	7.66
B.V.Taylor	150	92	5	18.40	4-26	3.68
R.J.Kirtley	438	307	15	20.46	5-39	4.20
J.D.Lewry	384	244	11	22.18	4-42	3.81
M.A.Robinson	1800	982	36	27.27	4-32	3.27
M.W.Goodwin	30	28	1	28.00	1-28	5.60

Winners play away at Warwickshire CB or Lancashire in R4

R.Palmer & A.G.T.Whitehead Umpires



For a detailed weather forecast check out www.paweathercentre.com or teletext page 151



Third Round Preview p16

Hertfordshire v Worcestershire

Venue: Hertford, tel: 01923 772 755 **Contact:** Brian Mulholland, 16 Landford Close, Rickmansworth, Hertfordshire, WD3 1NG.

How they did in 2000 Hertfordshire – R1 lost to Cambridgeshire by 4 wkts
Worcestershire – R3 lost to Gloucestershire by 5 runs

HERTFORDSHIRE captain Martin James reckons his side could give Worcestershire a scare if they stick to their game plan.

James' side crept into the third round by losing fewer wickets in a tied game against Durham County Board and he is relishing the prospect of taking on Graeme Hick and his men at Hertford.

He said: "From our point of view it's a nice day when our younger players get the opportunity to take on the first-class sides.

"But Worcestershire seem to be heavily reliant on three or four players and they've not had a particularly good season.

"If we can contain their danger players then we could give ourselves something of a boost."

"We don't expect to go out and win but we want to play to the best of our abilities."

Although Worcestershire start as clear favourites they will be keen to avoid a repeat of the events that saw them knocked out at this stage of the competition last year.

The side that beat Gloucestershire at New Road included Kabir Ali, who had played for Worcestershire County Board in the first round, and he was later ruled ineligible and the match had to be replayed.

Hick's men went on to lose by five runs second time around against the eventual winners of the tournament.

Hertfordshire Statistics

C&G Trophy 2001 batting averages

Name	M	I	NO	Runs	HS	Avg
I.Fletcher	1	1	0	60	60	60.00
B.J.Frazer	1	1	0	17	17	17.00
D.Lowe	1	1	0	9	9	9.00
M.James	1	1	0	6	6	6.00
S.J.Lowe	1	1	0	5	5	5.00
M.E.Smith	1	1	0	5	5	5.00
D.M.Ward	1	1	0	4	4	4.00
M.A.Everett	1	1	0	0	0	0.00
S.P.White	1	1	1	31	31*	-
S.N.Ruskin	1	1	1	8	8*	-

C&G Trophy 2001 bowling averages

Name	O	M	R	Wkts	Avg	Best
B.J.Frazer	10	4	22	2	11.00	2-22
M.E.Smith	10	0	43	3	14.33	3-43
S.P.White	9	2	32	2	16.00	2-32
I.Fletcher	4.2	0	20	1	20.00	1-20
S.N.Ruskin	9	1	28	1	28.00	1-28
P.J O'Reilly	5	1	20	0	-	-

Worcestershire Statistics

C&G Trophy 2000 batting averages

Name	M	I	NO	Runs	HS	Avg
R.C.Driver	2	2	1	61	61*	61.00
P.R.Pollard	2	2	0	67	55	33.50
D.A.Leatherdale	2	2	0	58	53	29.00
S.J.Rhodes	2	2	0	43	43	21.50
G.A.Hick	2	2	0	36	23	18.00
E.J.Wilson	2	2	0	21	21	10.50
M.J.Rawnsley	1	1	0	5	5	5.00
V.S.Solanki	2	2	0	7	7	3.50
S.R.Lampitt	2	2	0	3	3	1.50
D.N.Catterall	1	1	0	1	1	1.00
R.K.Illingworth	1	1	1	25	25*	-
G.D.McGrath	2	1	1	1	1*	-

C&G Trophy career batting averages

Name	M	I	NO	Runs	HS	Avg
D.J.Pipe	2	1	0	56	56	56.00
G.A.Hick	40	40	6	1692	172*	49.76
K.R.Spring	5	5	0	198	57	39.60
A.Singh	4	4	0	146	85	36.50
P.R.Pollard	17	17	2	498	96	33.20
Kadeer Ali	1	1	0	24	24	24.00
D.A.Leatherdale	24	21	1	421	53	21.05
S.J.Rhodes	44	35	12	462	61	20.08
V.S.Solanki	10	9	0	135	50	15.00
S.R.Lampitt	27	20	4	223	54	13.93
W.P.C.Weston	8	8	0	103	31	12.87
E.J.Wilson	2	2	0	21	21	10.50

C&G Trophy 2000 bowling averages

Name	O	M	R	Wkts	Avg	Best
G.D.McGrath	20	4	46	4	11.50	4-23
R.K.Illingworth	10	0	43	3	14.33	3-43
S.R.Lampitt	20	2	55	3	18.33	2-25
Kabir Ali	10	0	45	2	22.50	2-45
D.A.Leatherdale	15	1	82	3	27.33	2-42
D.N.Catterall	9.3	1	40	1	40.00	1-40
M.J.Rawnsley	10	0	26	0	-	-
G.A.Hick	5	0	27	0	-	-

C&G Trophy career bowling averages

Name	Balls	R	W	Avg	Best	Econ
Kabir Ali	120	97	4	24.25	2-45	4.85
S.R.Lampitt	1457	1008	41	24.58	5-22	4.15
M.J.Rawnsley	210	131	4	32.75	2-36	3.74
G.A.Hick	1241	775	23	33.69	4-54	3.74
D.Patel	42	36	1	36.00	1-36	5.14
D.A.Leatherdale	268	234	6	39.00	3-14	5.23
D.N.Catterall	57	40	1	40.00	1-40	4.21

Winners play Herefordshire or Middlesex at home in R4

D.J.Constant & N.J.Llong Umpires



For a detailed weather forecast check out www.paweathercentre.com or teletext page 151



Third Round Preview **p17**

Glamorgan v Derbyshire

Venue: Cardiff, tel: 02920 409 380 **Contact:** Caryl Watkin, Glamorgan C.C.C, Sophia Gardens, Cardiff, CF11 9XR.

How they did in 2000 **Glamorgan** – R3 bt Dorset by 139 runs, R4 bt Kent by 5 wks, QF lost to Warwickshire by 81 runs
Derbyshire – R3 bt Derbyshire CB by 223 runs, R4 lost to Warwickshire by 40 runs

DERBYSHIRE vice-captain Tim Munton says his side are aiming to make progress in the Cheltenham & Gloucester Trophy but admits they have a tough start to their campaign.

Munton and his team-mates will travel to Cardiff to take on Glamorgan in one of only two all first-class county ties in the third round.

The veteran paceman believes it will be a stern test but one Derbyshire can come through.

He said: "It's the start of another competition and a competition we hope to do well in.

"They're a side that's historically done well in one-day cricket. They'll be a tough side to beat, particularly on their own ground.

"We understand we'll have Dominic Cork back for the game and that will give us a lot of confidence in the side."

Derbyshire will also take heart from the fact they have already beaten their Welsh opponents in a limited overs clash this season although Glamorgan chief executive Mike Fatkin says his side will be looking to make amends.

He said: "We're looking to put that right this time, and we know what Derbyshire are capable of.

"In a way it's nice to avoid the potential banana skin of playing a Minor County but any game against a first-class side in one-day cricket will always be difficult."

Glamorgan Statistics

Derbyshire Statistics

Leading 2000 C&G Trophy batting averages

Name	M	I	NO	Runs	HS	Avg	Name	M	I	NO	Runs	HS	Avg
K.Newell	3	3	1	226	129	113.00	M.J.Di Venuto	2	2	1	257	173*	257.00
M.T.G.Elliott	3	3	0	181	156	60.33	D.G.Cork	2	2	0	99	93	49.50
A.D.Shaw	3	2	1	39	32	39.00	K.M.Krikken	2	1	0	35	35	35.00
S.P.James	3	3	1	56	27	28.00	L.D.Sutton	2	2	0	66	45	33.00
M.P.Maynard	3	2	0	36	36	18.00	M.P.Dowman	2	1	0	18	18	18.00
S.D.Thomas	2	2	0	14	11	7.00	S.D.Stubbings	2	1	0	16	16	16.00
A.Dale	3	3	1	11	4*	5.50	S.P.Titchard	1	1	0	13	13	13.00
A.G.Wharf	3	2	0	6	6	3.00	T.Lungley	1	1	0	3	3	3.00

Leading 2000 C&G Trophy bowling averages

Name	O	M	R	Wkts	Avg	Best	Name	O	M	R	Wkts	Avg	Best
A.G.Wharf	30	5	79	6	13.16	3-18	K.J.Dean	10	3	14	3	4.66	3-14
S.D.Thomas	17	1	73	5	14.60	4-27	T.A.Munton	15	6	22	2	11.00	2-4
O.T.Parkin	29.4	2	115	6	19.16	3-37	D.G.Cork	15	1	68	3	22.66	2-40
S.L.Watkin	17.5	3	39	2	19.50	2-16	K.Shah	8	0	46	2	23.00	2-46
R.D.B.Croft	24	1	117	4	29.25	2-17	T.M.Smith	10	1	25	1	25.00	1-25
A.Dale	20	4	78	2	39.00	2-23	M.P.Dowman	19	0	71	2	35.50	2-49
K.Newell	9	0	57	1	57.00	1-31	S.J.Lacey	19	3	87	1	87.00	1-62
							T.Lungley	4	0	24	0	-	-

Leading career C&G Trophy batting averages

Name	M	I	NO	Runs	HS	Avg	Name	M	I	NO	Runs	HS	Avg
K.Newell	9	7	2	378	129	75.60	M.J.Di Venuto	4	4	1	330	173*	110.00
S.P.James	27	26	3	1051	123	45.69	R.J.Bailey	48	48	13	1595	145	45.57
M.P.Maynard	42	40	3	1559	151*	42.13	D.G.Cork	19	17	4	493	93	37.92
A.W.Evans	3	3	0	93	52	31.00	L.D.Sutton	2	2	0	66	45	33.00
A.Dale	32	29	3	793	110	30.50	B.L.Spendlove	8	7	0	211	58	30.14
A.D.Shaw	9	8	2	151	47	25.16	K.M.Krikken	20	12	5	201	55	28.71
R.D.B.Croft	30	24	6	405	64	22.50	S.P.Titchard	6	6	1	142	92	28.40
D.A.Cosker	5	4	3	16	5	16.00	N.R.C.Dumelow	2	2	0	56	32	28.00
S.D.Thomas	12	10	1	134	40	14.88	M.P.Dowman	8	7	0	145	47	20.71

Leading career C&G Trophy bowling averages

Name	Balls	R	W	Avg	Best	Econ	Name	Balls	R	W	Avg	Best	Econ
A.G.Wharf	228	117	6	19.50	3-18	3.07	D.G.Cork	1197	726	38	19.10	5-18	3.63
D.A.Cosker	260	152	7	21.71	3-26	3.50	K.J.Dean	630	421	20	21.05	3-13	4.00
S.D.Thomas	717	559	23	24.30	5-74	4.67	P.Aldred	236	151	7	21.57	4-30	3.83
S.L.Watkin	2165	1129	45	25.08	4-26	3.12	T.M.Smith	60	25	1	25.00	1-25	2.50
R.D.B.Croft	1804	1068	36	29.66	4-47	3.55	R.J.Bailey	654	407	16	25.43	3-47	3.73
O.T.Parkin	496	333	10	33.30	3-23	4.02	T.A.Munton	2230	1107	39	28.38	3-36	2.97
A.Dale	1262	903	26	34.73	3-54	4.29	N.R.C.Dumelow	90	63	2	31.50	2-21	4.20
K.Newell	264	205	3	68.33	1-31	4.65	M.P.Dowman	222	134	4	33.50	2-49	3.62

Winners play away at Cambridgeshire or Somerset in R4 **3rd: J.W.Loyds. G.Sharp & D.R.Shepherd. Umpires**



For a detailed weather forecast check out www.pawweathercentre.com or teletext page 151



Third Round Preview p18

Durham v Hampshire

Venue: Chester-le-Street, tel: 0191 387 2831 **Contact:** Pat Walton, County Ground, Riverside, Chester-le-Street, DH3 3QR.

How they did in 2000 **Durham** – R3 bt Berkshire by 43 runs, R4 lost to Hampshire by 7 wkts
Hampshire – R3 bt Kent CB by 8 wkts, R4 bt Durham by 5 wkts, QF bt Middlesex by 7 wkts,
SF lost to Warwickshire by 19 runs

DURHAM and Hampshire will go head-to-head in a one-day game for the second time in four days in their Cheltenham & Gloucester third round match at Chester-le-Street.

The game will be a repeat of last year's fourth round tie which Hampshire won by five wickets after dismissing the home side for 91.

Hampshire director of cricket Tim Tremlett is hopeful that his side can produce a similar performance this season, and is pleased to have Alan Mullally back after his involvement in England's one-day team.

He said: "We'll welcome back Alan Mullally, who will come in and bolster the bowling side.

"We played Durham last year in the second round and we'll

be looking to repeat that performance, when we had a good win."

Durham captain Jon Lewis, who was clean bowled by Alan Mullally for just one run in that fixture, is quietly confident of success.

He said: "We'll probably play with the same game-plan as in the B&H Cup, and we did alright in that.

"We'll have Paul Collingwood back (from England duty), which will be good news for us."

The two teams will certainly be familiar with each other by the time they meet at the Riverside following a four-day Championship match and a one-day Norwich Union League game at the Rose Bowl.

Durham Statistics

Hampshire Statistics

Leading 2000 C&G Trophy batting averages

Name	M	I	NO	Runs	HS	Avg	Name	M	I	NO	Runs	HS	Avg
S.M.Katich	2	2	0	44	40	22.00	R.A.Smith	4	3	2	104	61	104.00
M.A.Gough	1	1	0	10	10	10.00	A.D.Mascarenhas	4	3	1	82	67*	41.00
S.M.Ali	2	2	0	16	11	8.00	J.S.Laney	4	3	1	75	43	37.50
M.P.Speight	2	2	0	11	10	5.50	J.P.Stephenson	4	4	0	110	40	27.50
J.J.B.Lewis	2	2	0	11	10	5.50	W.S.Kendall	4	3	1	53	27	26.50
J.Wood	2	2	0	11	7	5.50	S.K.Warne	3	2	1	20	20	20.00
N.C.Phillips	1	1	0	5	5	5.00	G.W.White	4	4	0	67	28	16.75
P.D.Collingwood	2	2	0	6	3	3.00	S.D.Udal	4	1	0	8	8	8.00

Leading 2000 C&G Trophy bowling averages

Name	O	M	R	Wkts	Avg	Best	Name	O	M	R	Wkts	Avg	Best
P.D.Collingwood	2	0	7	2	3.50	2-7	A.D.Mascarenhas	40	9	92	10	9.20	4-25
N.C.Phillips	1.5	0	6	1	6.00	1-6	S.K.Warne	27	2	84	8	10.50	4-34
N.Killeen	14	2	25	3	8.33	2-15	A.D.Mullally	38	7	127	5	25.40	2-8
M.M.Betts	18	1	60	6	10.00	4-34	S.D.Udal	24	2	82	3	27.33	2-24
J.Wood	10.3	3	27	2	13.50	1-12	P.J.Hartley	26.4	5	93	3	31.00	2-20
S.J.Harmison	3	0	34	1	34.00	1-34	J.P.Stephenson	17	4	65	2	32.50	2-31
I.D.Hunter	4	0	18	0	-	-	A.C.Morris	8	0	45	1	45.00	1-45
							S.R.G.Francis	6	1	10	0	-	-

Leading career C&G Trophy batting averages

Name	M	I	NO	Runs	HS	Avg	Name	M	I	NO	Runs	HS	Avg
I.Pattison	3	3	2	56	48*	56.00	R.A.Smith	44	43	13	2309	158	76.96
N.J.Speak	13	13	3	402	83	40.20	J.S.Laney	14	13	1	635	153	52.91
M.P.Speight	22	20	1	462	60	24.31	D.A.Kenway	2	2	0	100	53	50.00
G.D.Bridge	3	2	1	24	15	24.00	A.D.Mascarenhas	10	9	3	252	73	42.00
D.R.Law	14	10	1	188	47	20.88	A.N.Aymes	25	11	4	277	73*	39.57
P.D.Collingwood	8	7	0	105	28	15.00	J.P.Stephenson	33	31	1	930	107	31.00
J.J.B.Lewis	12	12	1	144	24*	13.09	W.S.Kendall	8	7	2	112	39	22.40
N.C.Phillips	5	4	0	42	21	10.50	L.R.Prittupaul	3	3	0	66	30	22.00
M.A.Gough	1	1	0	10	10	10.00	S.D.Udal	27	12	5	136	39*	19.42

Leading career C&G Trophy bowling averages

Name	Balls	R	W	Avg	Best	Econ	Name	Balls	R	W	Avg	Best	Econ
J.E.Brinkley	102	37	3	12.33	2-13	2.17	R.A.Smith	17	13	2	6.50	2-13	4.58
N.C.Phillips	209	100	4	25.00	2-16	2.87	A.D.Mascarenhas	498	262	18	14.55	4-25	3.15
S.J.E.Brown	700	481	19	25.31	5-22	4.12	C.T.Tremlett	48	35	2	17.50	2-35	4.37
P.D.Collingwood	138	78	3	26.00	2-7	3.39	C.G.van der Gucht	144	95	5	19.00	3-35	3.95
N.Killeen	348	217	8	27.12	2-15	3.74	A.D.Mullally	1482	787	40	19.67	5-18	3.18
I.Pattison	60	56	2	28.00	1-25	5.60	S.D.Udal	1521	872	36	24.22	4-20	3.43
D.R.Law	153	149	4	37.25	2-8	5.84	L.R.Prittupaul	156	125	4	31.25	2-53	4.80
S.J.Harmison	72	76	2	38.00	1-34	6.33	J.P.Stephenson	1195	920	29	31.72	5-34	4.61

Winners play away at Sussex CB or Gloucestershire in R4

J.H.Evans & A.A.Jones Umpires



For a detailed weather forecast check out www.pawweathercentre.com or teletext page 151



Trophy Results 2001

First round

May 1st and 2nd

- 1 Derbyshire CB bt Wiltshire by 49 runsChippenham
- 2 Huntingdonshire CB bt Oxfordshire by 77 runs ..Challow & Childrey
- 3 Shropshire bt Devon by 7 runsShrewsbury
- 4 Suffolk bt Lincolnshire by 4 wktsSleaford
- 5 Wales bt Somerset CB by 20 runsNorth Perrott
- 6 Kent CB bt Hampshire CB 3-1 on bowl out.....The Mote
- 7 Middlesex CB bt Northumberland 5-1 on bowl out...Southgate
- 8 Bedfordshire bt Nottinghamshire CB by 3 wkts Wardown Park
- 9 Worcestershire CB bt Staffordshire by 8 wkts.....Porthill Park
- 10 Yorkshire CB bt Lancashire CB by 77 runsNelson

Teams receiving First round byes

Cambridgeshire, Surrey CB, Sussex CB, Essex CB, Norfolk, Buckinghamshire, Berkshire, Dorset, Cumberland, Northamptonshire CB, Herefordshire, Gloucestershire CB, Warwickshire CB, Leicestershire CB, Cornwall, Cheshire, Hertfordshire, Durham CB.

Second round

May 15th and 16th

- 11 Cambridgeshire bt Derbyshire CB by 8 wktsMarch
- 12 Surrey CB bt Huntingdonshire CB by 59 runsCheam
- 13 Sussex CB bt Shropshire by 36 runsHastings
- 14 Suffolk bt Essex CB by 6 wktsMildenhall
- 15 Wales bt Norfolk by 35 runsManor Park
- 16 Kent CB bt Buckinghamshire by 5 wktsThe Mote
- 17 Berkshire bt Middlesex CB by 8 wktsRichmond
- 18 Bedfordshire bt Dorset by 7 wkts.....Dean Park
- 19 Cumberland bt Worcs CB 3-2 on bowl outKidderminster
- 20 Northants CB bt Yorkshire CB by 30 runsNorthampton
- 21 Herefordshire bt Gloucs CB by 5 wktsBrockhampton
- 22 Warwicks CB bt Leics CB by 67 runsCoventry & N. Warwicks
- 23 Cornwall bt Cheshire by 3 wktsCamborne
- 24 Herts bt Durham CB by losing fewer wkts..Welwyn Garden City

Third round

June 27th

- 25 Cambridgeshire v SomersetMarch
 - 26 Surrey CB v SurreyGuildford
 - 27 Sussex CB v Gloucestershire.....Horsham
 - 28 Suffolk v Nottinghamshire.....Mildenhall
 - 29 Wales v LeicestershireSwansea
 - 30 Kent CB v WarwickshireCanterbury
 - 31 Berkshire v EssexReading
 - 32 Bedfordshire v YorkshireLuton
 - 33 Cumberland v KentBarrow
 - 34 Northamptonshire CB v NorthamptonshireNorthampton
 - 35 Herefordshire v Middlesex.....Luctonians
 - 36 Warwickshire CB v Lancashire*Blackpool
 - 37 Cornwall v SussexTruro
 - 38 Hertfordshire v WorcestershireHertford
 - 39 Glamorgan v Derbyshire.....Cardiff
 - 40 Durham v HampshireRiverside
- * Warwickshire CB are unable to establish a venue for the match – hence it is being staged in Lancashire.

Fourth round

July 11th

- 41 Winner of Match 38 v Winner of Match 35
- 42 Winner of Match 25 v Winner of Match 39
- 43 Winner of Match 32 v Winner of Match 26
- 44 Winner of Match 33 v Winner of Match 34
- 45 Winner of Match 36 v Winner of Match 37
- 46 Winner of Match 27 v Winner of Match 40
- 47 Winner of Match 30 v Winner of Match 31
- 48 Winner of Match 28 v Winner of Match 29

Quarter-finals

July 24th and 25th

First Semi-final

August 11th

Second Semi-final

August 12th

Final

September 1st

THE DUCKWORTH/LEWIS SYSTEM

All Cheltenham & Gloucester Trophy matches have a reserve day, but if play is still lost to the weather the Duckworth Lewis system can be used to reset targets. The system is based on what percentage of its resources (overs and wickets) a team have left.

With 50 overs left and 10 wickets remaining, a team has 100 per cent of its resources left. The table shows the percentage of resources at other stages in the innings.

The procedure for working out targets is as follows:

- 1) For each innings: Use the table to calculate the resource percentage lost by the interruption and therefore calculate the resource percentage still available.
- 2) If team 2 have less resources available than team 1, calculate the ratio of the resources available to both teams. Team 2's revised target is obtained by scaling down team 1's score by this ratio.
- 3) If team 2 have more resources available than team 1, calculate the amount by which team 2's resources exceeds team 1's. Work this out as a percentage of 225 (the average 50-over score in ECB matches and one-day internationals). This gives the extra runs to add to team 1's score to give team 2's target.

WICKETS LOST	0	2	5	7	9
OVERS LEFT					
50	100	83.8	49.5	26.5	7.6
40	90.3	77.6	48.3	26.4	7.6
30	77.1	68.2	45.7	26.2	7.6
25	68.5	61.8	43.4	25.9	7.6
20	58.9	54.0	40.0	25.2	7.6
10	34.1	32.5	27.5	20.6	7.5

PLAYING CONDITIONS

- One innings per side of up to 50 overs. A maximum of 10 overs per bowler.
- Scheduled hours of play 11am to 6.45pm. Each innings scheduled to last a maximum three hours and 45 minutes. There will normally be two sessions of play of three hours and 30 minutes each, with an interval from 2.30pm to 3.25pm. The interval will be reduced if necessary.
- Two drinks intervals per innings, but these can be cancelled to make up time lost to interruptions.
- The fielding side can be penalised for slow over rates by the addition of runs to the batting side's total.
- For the first 15 overs a minimum of seven fielders plus the bowler and wicket-keeper must be inside the fielding circle as the ball is bowled. For the rest of the innings a minimum of four fielders plus the bowler and wicket-keeper must be inside the circle. The restrictions are lifted earlier when the number of overs is reduced.
- In the event of a tie, the team losing fewer wickets will win. If the sides are still level, the higher score after 15 overs will win.
- In rounds one and two, run rate may be used to set a revised target after a suspension of play. From round three onwards, the Duckworth Lewis system will be used.



Competition records 1963-2001

Highest Totals

Total	Teams	Venue	Year
413 for 4	Somerset v Devon	Torquay	1990
406 for 5	Leicestershire v Berkshire	Leicester	1996
404 for 3	Worcestershire v Devon	Worcester	1987
392 for 5	Warwickshire v Oxfordshire	Birmingham	1984
386 for 5	Essex v Wiltshire	Chelmsford	1988
384 for 6	Kent v Berkshire	Finchampstead	1994
384 for 9	Sussex v Ireland	Belfast	1996
381 for 3	Lancashire v Hertfordshire	Radlett	1999
373 for 7	Glamorgan v Bedfordshire	Cardiff	1998
372 for 5	Lancashire v Gloucestershire	Manchester	1990
371 for 4	Hampshire v Glamorgan	Southampton	1975
367 for 5	Somerset v Herefordshire	Taunton	1997
365 for 3	Derbyshire v Cornwall	Derby	1986
361 for 7	Essex v Durham	Chelmsford	1996
361 for 8	Essex v Cumberland	Chelmsford	1992
361 for 8	Warwickshire v Bedfordshire	Birmingham	1994

Highest total by a minor county

Total	Teams	Venue	Year
323 for 7	Hertfordshire v Leicestershire (R)	Radlett	1999

Highest total batting second

To Lose

Total	Teams	Venue	Year
350	Surrey v Worcestershire	The Oval	1994

To Win

329 for 5	Sussex v Derbyshire	Derby	1997
-----------	---------------------	-------	------

Lowest Totals

Total	Teams	Venue	Year
39	Ireland v Sussex	Hove	1994
41	Cambridgeshire v Buckinghamshire	Cambridge	1972
41	Middlesex v Essex	Westcliff	1972
41	Shropshire v Essex	Wellington	1974

Largest Victories

Total	Teams	Venue	Year
346 runs	Somerset beat Devon	Torquay	1990
304 runs	Sussex beat Ireland	Belfast	1996
299 runs	Worcestershire beat Devon	Worcester	1987
291 runs	Essex beat Wiltshire	Chelmsford	1988
244 runs	Sussex beat Ireland	Hove	1985

Highest Scores (Individual)

Player	Runs	Teams	Venue	Year
A.I.Kallicharran	206	Warwickshire v Oxfordshire	Birmingham	1984
V.J.Wells	201	Leicestershire v Berkshire	Leicester	1996
T.M.Moody	180*	Worcestershire v Surrey	The Oval	1994
C.G.Greenidge	177	Hampshire v Glamorgan	Southampton	1975
A.J.Wright	177	Gloucestershire v Scotland	Bristol	1997
G.A.Hick	172*	Worcestershire v Devon	Worcester	1987
V.P.Terry	165*	Hampshire v Berkshire	Southampton	1985
C.J.Tavare	162*	Somerset v Devon	Torquay	1990
I.V.A.Richards	162*	Glamorgan v Oxfordshire	Swansea	1993
C.L.Smith	159	Hampshire v Cheshire	Chester	1989
R.K.Rao	158	Sussex v Derbyshire	Derby	1997
Zaheer Abbas	158	Gloucestershire v Leicestershire	Leicester	1983
G.D.Barlow	158	Middlesex v Lancashire	Lord's	1984
R.A.Smith	158	Hampshire v Worcestershire	Worcester	1996



Competition records 1963-2001

Most Hundreds (Individual)

Total	Player	Team	Career span
8	R.A.Smith	Hampshire	1985-2000

Fastest Hundred (Individual)

Balls	Player	Teams	Venue	Year
36	G.D.Rose	Somerset v Devon	Torquay	1990

Most Runs in a Career (Individual)

Total	Player	Team	Career span
2547 (av 48.98)	G.A.Gooch	Essex	1973-1996

Highest Partnerships for each wicket (* denotes unbroken partnership)

Wicket	Runs	Batsmen	Teams	Year
1	311	A.J.Wright & N.J. Trainor	Gloucestershire v Scotland	1997
2	286	I.S.Anderson & A.Hill	Derbyshire v Cornwall	1986
3	309*	T.S.Curtis & T.M.Moody	Worcestershire v Surrey	1994
4	234*	D.Lloyd & C.H.Lloyd	Lancashire v Gloucestershire	1978
5	166	M.A.Lynch & G.R.J.Rooper	Surrey v Durham	1982
6	226	N.J.Llong & M.V.Fleming	Kent v Cheshire	1999
7	160*	C.J.Richards & I.R.Payne	Surrey v Lincolnshire	1983
8	112	A.L.Penberthy & J.E.Emburey	Northamptonshire v Lancashire	1996
9	87	M.A.Nash & A.E.Cordle	Glamorgan v Lincs	1974
10	81	S.Turner & R.E.East	Essex v Yorkshire	1982

Best Bowling (Individual)

Player	Bowling Figures	Teams	Venue	Year
M.A.Holding	8-21	Derbyshire v Sussex	Hove	1988
D.L.Underwood	8-31	Kent v Scotland	Edinburgh	1987
A.L.Dixon	7-15	Kent v Surrey	The Oval	1967
R.P.Lefebvre	7-15	Somerset v Devon	Torquay	1990
N.V.Radford	7-19	Worcestershire v Bedfordshire	Bedford	1991
D.Gough	7-27	Yorkshire v Ireland	Headingley	1997
P.J.Sainsbury	7-30	Hampshire v Norfolk	Southampton	1965
S.P.Davis	7-32	Durham v Lancashire	Chester-le-Street	1983
R.D.Jackman	7-33	Surrey v Yorkshire	Harrogate	1970
D.E.Malcolm	7-35	Derbyshire v Northamptonshire	Derby	1997
N.A.Mallender	7-37	Northamptonshire v Worcestershire	Northampton	1984
A.I.C.Dodemaide	6-9	Sussex v Ireland	Downpatrick	1990
K.P.Evans	6-10	Nottinghamshire v Northumberland	Jesmond	1994
J.A.Flavell	6-14	Worcestershire v Lancashire	Worcester	1963
R.D.Healey	6-14	Devon v Hertfordshire	Stevenage	1969
O.H.Mortensen	6-14	Derbyshire v Ireland	Derby	1989
F.S.Trueeman	6-15	Yorkshire v Somerset	Taunton	1965
W.W.Daniel	6-15	Middlesex v Sussex	Hove	1980

Hat-tricks (Individual) in chronological order

Player	Teams	Venue	Year
J.D.F.Larter	Northamptonshire v Sussex	Northampton	1963
D.A.D.Sydenham	Surrey v Cheshire	Hoylake	1964
R.N.S.Hobbs	Essex v Middlesex	Lord's	1968
N.M.McVicker	Warwickshire v Lincolnshire	Birmingham	1971
G.S.le Roux	Sussex v Ireland	Hove	1985
M.Jean-Jacques	Derbyshire v Nottinghamshire	Derby	1987
J.F.M.O'Brien	Cheshire v Derbyshire	Chester	1988
R.A.Pick	Nottinghamshire v Scotland	Trent Bridge	1995
J.E.Emburey	Northamptonshire v Cheshire	Northampton	1996
A.R.Caddick	Somerset v Gloucestershire	Taunton	1996
D.Gough	Yorkshire v Ireland	Headingley	1997



Competition records 1963-2001

Most Economical Analysis (Individual - 12 Overs)

O	M	R	W	Player	Teams	Venue	Year
12	9	3	1	J.Simmons	Lancashire v Suffolk	Bury St Edmunds	1985

Most Expensive Analysis (Individual - 12 Overs)

O	M	R	W	Player	Teams	Venue	Year
12	0	107	2	C.C.Lovell	Cornwall v Warwickshire	St Austell	1996

Most Wickets in a Career (Individual)

Total	Player	Team(s)	Career span
87 wkts (av 14.24)	A.A.Donald	Warwickshire	1987-2000
81 wkts (av 14.85)	G.G.Arnold	Surrey & Sussex	1963-1980

Most Dismissals in an Innings (Individual)

Dismissals	Player	Teams	Venue	Year
7 (7 caught)	A.J.Stewart	Surrey v Glamorgan	Swansea	1994
6 (5 caught, 1 stumped)	R.W.Taylor	Derbyshire v Essex	Derby	1981
6 (4 caught, 2 stumped)	T.Davies	Glamorgan v Staffordshire	Stone	1986
6 (5 caught, 1 stumped)	K.R.Brown	Middlesex v Wales	Northop Hall	1994
6 (6 caught)	A.J.Stewart	Surrey v Berkshire	The Oval	1995

Most Dismissals in a career (Individual)

Dismissals	Player	Team	Career span
83 (70 caught, 13 stumped)	R.C.Russell	Gloucestershire	1981-2000
66 (58 caught, 8 stumped)	R.W.Taylor	Derbyshire	1963-1984

Most Catches in an Innings (Individual)

Catches	Player	Teams	Venue	Year
4	A.S.Brown	Gloucestershire v Middlesex	Bristol	1963
4	G.Cook	Northamptonshire v Glamorgan	Northampton	1972
4	C.G.Greenidge	Hampshire v Cheshire	Southampton	1981
4	D.C.Jackson	Durham v Northamptonshire	Darlington	1984
4	T.S.Smith	Hertfordshire v Somerset	St Albans	1984
4	H.Morris	Glamorgan v Scotland	Edinburgh	1988
4	C.C.Lewis	Nottinghamshire v Worcs	Nottingham	1992
4	G.Yates	Lancashire v Essex	Old Trafford	2000

Most Catches in a career (Individual)

Catches	Player	Team	Career span
27	J.Simmons	Lancashire	1970-1989

Previous Finals

1963	Sussex bt Worcestershire by 14 runs	1982	Surrey bt Warwickshire by nine wickets
1964	Sussex bt Warwickshire by eight wickets	1983	Somerset bt Kent by 24 runs
1965	Yorkshire bt Surrey by 175 runs	1984	Middlesex bt Kent by four wickets
1966	Warwickshire bt Worcestershire by five wickets	1985	Essex bt Nottinghamshire by one run
1967	Kent bt Somerset by 32 runs	1986	Sussex bt Lancashire by seven wickets
1968	Warwickshire bt Sussex by four wickets	1987	Nottinghamshire bt Northamptonshire by three wickets
1969	Yorkshire bt Derbyshire by 69 runs	1988	Middlesex bt Worcestershire by three wickets
1970	Lancashire bt Sussex by six wickets	1989	Warwickshire bt Middlesex by four wickets
1971	Lancashire bt Kent by 24 runs	1990	Lancashire bt Northamptonshire by seven wickets
1972	Lancashire bt Warwickshire by four wickets	1991	Hampshire bt Surrey by four wickets
1973	Gloucestershire bt Sussex by 40 runs	1992	Northants bt Leicestershire by eight wickets
1974	Kent bt Lancashire by four wickets	1993	Warwickshire bt Sussex by five wickets
1975	Lancashire bt Middlesex by seven wickets	1994	Worcestershire bt Warwickshire by eight wickets
1976	Northants bt Lancashire by four wickets	1995	Warwickshire bt Northants by four wickets
1977	Middlesex bt Glamorgan by five wickets	1996	Lancashire bt Essex by 129 runs
1978	Sussex bt Somerset by five wickets	1997	Essex bt Warwickshire by nine wickets
1979	Somerset bt Northamptonshire by 45 runs	1998	Lancashire bt Derbyshire by nine wickets
1980	Middlesex bt Surrey by seven wickets	1999	Gloucestershire bt Somerset by 50 runs
1981	Derbyshire bt Northamptonshire by losing fewer wickets	2000	Gloucestershire bt Warwickshire by 22 runs (D/L Method)



Match Results Summary 1963-2001

	Team	Played	Won	Lost	Trophy Winners	Losing Finalists	MOM Awards
1	Lancashire	110	79	31	7	3	71
2	Warwickshire	111	78	33	5	6	69
3	Middlesex	102	68	34	4	2	58
4	Sussex	97	63	34	4	4	56
5	Northamptonshire	97	61	36	2	5	53
6	Hampshire	98	61	37	1	–	60
7	Surrey	98	61	37	1	3	50
8	Somerset	93	57	36	2	3	54
9	Kent	87	51	36	2	3	50
10	Essex	84	48	36	2	1	49
11	Gloucestershire	85	48	37	3	–	50
12	Worcestershire	85	48	37	1	3	45
13	Yorkshire	83	47	36	2	–	37
14	Glamorgan	82	44	38	–	1	42
15	Derbyshire	79	42	37	1	2	45
16	Nottinghamshire	79	42	37	1	1	42
17	Leicestershire	80	41	39	–	1	43
18	Durham	44	14	30	–	–	19
19	Hertfordshire	27	7	20	–	–	11
20	Kent CB	8	6	2	–	–	6
21	Bedfordshire	19	5	14	–	–	6
22	Wales CB	6	4	2	–	–	4
23	Durham CB	7	4	3	–	–	3
24	Cumberland	18	4	14	–	–	4
25	Lincolnshire	19	4	15	–	–	4
26	Shropshire	20	4	16	–	–	8
27	Berkshire	23	4	19	–	–	5
28	Buckinghamshire	24	4	20	–	–	6
29	Holland	9	3	6	–	–	5
30	Northumberland	14	3	11	–	–	5
31	Scotland	21	3	18	–	–	5
32	Suffolk	21	3	18	–	–	3
33	Cambridgeshire	23	3	20	–	–	10
34	Cheshire	23	3	20	–	–	4
35	Devon	25	3	22	–	–	11
36	Staffordshire	26	3	23	–	–	4
37	Surrey CB	4	2	2	–	–	2
38	Sussex CB	4	2	2	–	–	1
39	Hampshire CB	5	2	3	–	–	3
40=	Derbyshire CB	5	2	3	–	–	2
40=	Huntingdonshire	5	2	3	–	–	2
42	Middlesex CB	5	2	3	–	–	1
43	Wales (Minor Co)	5	2	3	–	–	–
44	Yorkshire CB	6	2	4	–	–	3
45	Herefordshire	7	2	5	–	–	2
46	Wiltshire	17	2	15	–	–	2
47	Ireland	23	2	21	–	–	5
48	Northamptonshire CB	3	1	2	–	–	2
49	Warwickshire CB	3	1	2	–	–	1
50=	Essex CB	4	1	3	–	–	1
50=	Gloucstershire CB	4	1	3	–	–	1
50=	Lancashire CB	4	1	3	–	–	1
50=	Worcestershire CB	4	1	3	–	–	1
54	Cornwall	10	1	9	–	–	2
45	Dorset	16	1	15	–	–	3
56	Norfolk	21	1	20	–	–	2
57	Oxfordshire	22	1	21	–	–	4
58	Denmark	2	–	2	–	–	–
59=	Leicestershire CB	3	–	3	–	–	1
59=	Somerset CB	3	–	3	–	–	1
61	Nottinghamshire CB	3	–	3	–	–	–

For cricket/media enquiries contact:

Cheltenham & Gloucester
C&G press office
Tel: 01452 373670
Fax: 01452 373674
E-mail: cgpressoffice@cgpressoffice.demon.co.uk

Press Association
Phil Ascough
Tel: 01430 455673
Fax: 0870 124 0815
E-mail: phil.ascough@pa.press.net