

● TITLE RACE GOES DOWN TO THE WIRE

Kent Spitfires have thrown the ball back into Leicestershire Foxes' court as the Norwich Union League heads for an enthralling conclusion.

The Foxes still top the First Division after powering to 11 wins from 13 games, but the Spitfires have closed the gap to just two points with a series of thrilling victories.

First skipper Matthew Fleming ran out four players with direct hits as the Spitfires secured a dramatic win over Surrey Lions. The former England all-rounder then did the business again as he followed up a fine 58 by bowling a tight final over to seal a last-ball one-run win over Gloucestershire Gladiators.

Martin Sagers then took his turn to shine by claiming three wickets in a sensational last over to deny Yorkshire Phoenix at Canterbury.

Meanwhile, the Foxes have gone down twice to Somerset Sabres inside a fortnight, but with a game in hand, the advantage remains very much with them.

With the Spitfires out of action in the next round of matches, the Foxes can clinch the title with victories over the Gladiators and Warwickshire Bears.

All eyes will again be on Pakistan star Shahid Afridi, who continues to make waves in the competition. He hit a rapid 58 against the Sabres at Grace Road as his side went down by 10 runs. His innings included six sixes, including one that cleared the indoor school, as he took his tally of maximums in eight one-day innings for the county to 29.

At the bottom, Nottinghamshire Outlaws, Yorkshire Phoenix, the Sabres and the Gladiators all have work to do to avoid joining Northamptonshire Steelbacks in the Second Division, while Surrey Lions are all-but down too.



.....
Matthew Fleming of Kent Spitfires



.....
Shahid Afridi of Leicestershire Foxes

NORWICH UNION LEAGUE

CONTENTS Issue no.18

- Norwich Union League 2001 season statistics
- P2 - Division 1 & Division 2
- Norwich Union League 2001 match previews
- P3 - Division 1 Gloucestershire Gladiators v Leicestershire Foxes
- P4 - Division 1 Northamptonshire Steelbacks v Nottinghamshire Outlaws
- P5 - Division 1 Somerset Sabres v Warwickshire Bears
- P6 - Division 1 Surrey Lions v Yorkshire Phoenix
- P7 - Division 1 Leicestershire Foxes v Warwickshire Bears
- P8 - Division 2 Durham Dynamos v Essex Eagles
- P9 - Division 2 Middlesex Crusaders v Sussex Sharks
- P10 - Division 2 Worcestershire Royals v Glamorgan Dragons
- P11 - Division 2 Lancashire Lightning v Derbyshire Scorpions
- P12 - Division 2 Sussex Sharks v Glamorgan Dragons
- P13
- Div 1 Fixtures by team
- Div 2 Fixtures by team
- D/L Explained
- How It Works
- P14 - Div 1 & 2 Fixtures by date

● DRAGONS CLOSING IN ON TITLE TRIUMPH

Glamorgan Dragons are in sight of the Norwich Union League Second Division title after coming through a tough August Bank Holiday programme unbeaten.

The Welshmen were handed tricky games against Middlesex Crusaders and promotion-chasing rivals Durham Dynamos and Hampshire Hawks in a four-day spell but emerged to take control of the division.

But the Dragons are not home and dry yet as they next face the other member of the breakaway top-four in Worcestershire Royals at New Road.

Their defeats of the Dynamos and Hawks leave the battle for the three promotion places very much in the melting pot.

The Hawks kept things interesting by beating the Royals but after they subsequently lost to Lancashire Lightning and the Dragons, the race looks set to go down to the wire.

The Dragons have the chance to build up a clear advantage as they take on a Royals side without a win in three games and then play Sussex Sharks. The Dynamos will have their mettle tested by Essex Eagles.

At the bottom, Derbyshire Scorpions will not have given up hope of avoiding the wooden spoon. They travel to Old Trafford to face the Lightning looking for their fourth win of the season.



.....
Vikram Solanki of Worcestershire Royals

| Division 1 table at a glance | Points |
|------------------------------|--------|
| | 44 |
| | 42 |
| | 32 |
| | 28 |
| | 26 |
| | 24 |
| | 22 |
| | 12 |
| | 10 |

| Division 2 table at a glance | Points |
|------------------------------|--------|
| | 42 |
| | 38 |
| | 34 |
| | 26 |
| | 22 |
| | 16 |
| | 16 |
| | 12 |

● 2001 DIVISION ONE STANDINGS

| | P | W | L | T | NR | Pts | RR |
|-----------------------------|----|----|----|---|----|-----|-------|
| Leicestershire Foxes | 13 | 11 | 2 | 0 | 0 | 44 | 84.92 |
| Kent Spitfires | 14 | 9 | 2 | 1 | 2 | 42 | 72.55 |
| Warwickshire Bears | 13 | 7 | 4 | 0 | 2 | 32 | 68.17 |
| Somerset Sabres | 14 | 6 | 6 | 1 | 1 | 28 | 80.93 |
| Nottinghamshire Outlaws | 13 | 6 | 6 | 0 | 1 | 26 | 82.36 |
| Yorkshire Phoenix | 14 | 6 | 8 | 0 | 0 | 24 | 79.20 |
| Gloucestershire Gladiators | 13 | 5 | 7 | 0 | 1 | 22 | 76.10 |
| Surrey Lions | 13 | 3 | 10 | 0 | 0 | 12 | 71.00 |
| Northamptonshire Steelbacks | 13 | 2 | 10 | 0 | 1 | 10 | 75.06 |

● BEST INDIVIDUAL BOWLING

| Name | Wkts/Runs | Teams | Venue |
|--------------|-----------|-------------------------|-------------|
| K.P.Dutch | 6/40 | Sabres v Steelbacks | Northampton |
| M.J.Saggers | 5/22 | Spitfires v Gladiators | Canterbury |
| J.M.M.Averis | 5/40 | Gladiators v Spitfires | Bristol |
| M.V.Fleming | 5/40 | Spitfires v Gladiators | Bristol |
| J.M.M.Averis | 5/56 | Gladiators v Steelbacks | Cheltenham |

● BEST INDIVIDUAL SCORES

| Name | Score | Teams | Venue |
|---------------|-------|-------------------------|-----------------|
| D.S.Lehmann | 191 | Phoenix v Outlaws | Scarborough |
| D.P.Ostler | 134* | Bears v Gladiators | Edgbaston |
| M.G.N.Windows | 117 | Gladiators v Steelbacks | Cheltenham |
| A.D.Brown | 116 | Lions v Bears | Whitgift School |
| D.J.Bicknell | 115 | Outlaws v Steelbacks | Trent Bridge |

■ HIGHEST TEAM TOTALS

| Total | Teams | Venue |
|-----------|-------------------------|--------------|
| 352 for 6 | Phoenix v Outlaws | Scarborough |
| 344 for 6 | Gladiators v Steelbacks | Cheltenham |
| 286 for 8 | Gladiators v Outlaws | Cheltenham |
| 267 for 6 | Outlaws v Steelbacks | Trent Bridge |

■ MOST CATCHES EXCLUDING WICKETKEEPERS

| Name | Team | Ctchs | Mtchs |
|------------|------------|-------|-------|
| M.C.J.Ball | Gladiators | 10 | 11 |
| D.Byas | Phoenix | 10 | 14 |
| D.P.Fulton | Spitfires | 8 | 12 |

■ LEADING WICKET-TAKERS

| Wkts | Player | Team |
|------|--------------|------------|
| 25 | D.R.Brown | Bears |
| 21 | M.J.Saggers | Spitfires |
| 21 | P.S.Jones | Sabres |
| 20 | J.M.M.Averis | Gladiators |

■ LOWEST TEAM TOTALS

| Total | Teams | Venue |
|-------|-------------------|-----------------|
| 59 | Bears v Phoenix | Headingley |
| 86 | Gladiators v Kent | Canterbury |
| 108 | Bears v Lions | Whitgift School |
| 112 | Lions v Foxes | Leicester |

■ LEADING DISMISSALS

| Name | Team | Dism'ls | Mtchs |
|------------|-----------|---------|-------|
| R.J.Blakey | Phoenix | 23 | 14 |
| P.A.Nixon | Spitfires | 18 | 12 |
| J.N.Batty | Lions | 17 | 11 |
| C.M.W.Read | Outlaws | 17 | 13 |

■ LEADING RUN SCORERS

| Runs | Player | Team |
|------|--------------|------------|
| 637 | D.S.Lehmann | Phoenix |
| 552 | P.D.Bowler | Sabres |
| 546 | D.J.Bicknell | Outlaws |
| 436 | K.J.Barnett | Gladiators |

● 2001 DIVISION TWO STANDINGS

| | P | W | L | T | NR | Pts | RR |
|-----------------------|----|----|----|---|----|-----|-------|
| Glamorgan Dragons | 13 | 10 | 2 | 0 | 1 | 42 | 87.28 |
| Durham Dynamos | 14 | 8 | 3 | 0 | 3 | 38 | 78.52 |
| Worcestershire Royals | 13 | 8 | 4 | 0 | 1 | 34 | 74.72 |
| Hampshire Hawks | 14 | 8 | 5 | 0 | 1 | 34 | 72.29 |
| Sussex Sharks | 13 | 6 | 6 | 0 | 1 | 26 | 71.01 |
| Lancashire Lightning | 14 | 4 | 7 | 0 | 3 | 22 | 66.65 |
| Essex Eagles | 13 | 3 | 8 | 1 | 1 | 16 | 72.89 |
| Middlesex Crusaders | 13 | 2 | 7 | 1 | 3 | 16 | 62.54 |
| Derbyshire Dynamos | 13 | 3 | 10 | 0 | 0 | 12 | 68.23 |

● BEST INDIVIDUAL BOWLING

| Name | Wkts/Runs | Teams | Venue |
|------------|-----------|---------------------|------------|
| G.R.Napier | 6/29 | Eagles v Royals | Chelmsford |
| A.P.Cowan | 5/14 | Eagles v Crusaders | Southgate |
| C.B.Keegan | 5/17 | Crusaders v Hawks | Southgate |
| A.J.Bichel | 5/21 | Royals v Eagles | Chelmsford |
| G.Welch | 5/22 | Scorpions v Dragons | Derby |

● BEST INDIVIDUAL SCORES

| Name | Score | Teams | Venue |
|--------------|-------|--------------------|------------|
| W.P.C.Weston | 134 | Royals v Scorpions | Derby |
| N.Peng | 121 | Dynamos v Royals | Worcester |
| M.P.Maynard | 116* | Dragons v Hawks | Cardiff |
| N.Peng | 112* | Dynamos v Eagles | Ilford |
| R.C.Irani | 108* | Eagles v Dragons | Chelmsford |

■ HIGHEST TEAM TOTALS

| Total | Teams | Venue |
|-----------|--------------------|-----------|
| 305 for 6 | Dragons v Royals | Cardiff |
| 289 for 6 | Dragons v Eagles | Cardiff |
| 288 for 6 | Royals v Scorpions | Derby |
| 275 for 3 | Royals v Dynamos | Worcester |

■ MOST CATCHES EXCLUDING WICKETKEEPERS

| Name | Team | Ctchs | Mtchs |
|-------------|-----------|-------|-------|
| N.C.Johnson | Hawks | 13 | 13 |
| W.S.Kendall | Hawks | 8 | 9 |
| P.N.Weekes | Crusaders | 8 | 11 |

■ LEADING WICKET-TAKERS

| Wkts | Player | Team |
|------|--------------|-----------|
| 24 | A.J.Bichel | Royals |
| 22 | C.B.Keegan | Crusaders |
| 20 | C.T.Tremlett | Hawks |
| 18 | S.R.Lampitt | Royals |

■ LOWEST TEAM TOTALS

| Total | Teams | Venue |
|-------|--------------------|-----------|
| 89 | Lightning v Royals | Worcester |
| 91 | Lightning v Sussex | Hove |
| 99 | Royals v Lightning | Worcester |
| 111 | Eagles v Dragons | Cardiff |

■ LEADING DISMISSALS

| Name | Team | Dism'ls | Mtchs |
|-------------|-----------|---------|-------|
| S.J.Rhodes | Royals | 21 | 11 |
| K.M.Krikken | Scorpions | 18 | 11 |
| A.Pratt | Dynamos | 18 | 11 |
| W.K.Hegg | Lightning | 16 | 8 |

■ LEADING RUN SCORERS

| Runs | Player | Team |
|------|----------------|---------|
| 629 | R.R.Montgomery | Sharks |
| 490 | V.S.Solanki | Royals |
| 454 | N.Peng | Dynamos |
| 444 | M.P.Maynard | Dragons |

Norwich Union League Division One – Sunday, September 2nd at Bristol

2001 NORWICH UNION LEAGUE BATTING AVERAGES

GLADIATORS

| Name | M | I | NO | Runs | HS | Avge |
|----------------|----|----|----|------|------|-------|
| K.J.Barnett | 12 | 12 | 0 | 436 | 101 | 36.33 |
| M.G.N.Windows | 12 | 12 | 0 | 402 | 117 | 33.50 |
| J.N.Snape | 11 | 11 | 4 | 223 | 104* | 31.85 |
| I.J.Harvey | 8 | 8 | 0 | 213 | 67 | 26.62 |
| R.J.Cunliffe | 4 | 4 | 0 | 89 | 32 | 22.25 |
| D.R.Hewson | 5 | 5 | 0 | 110 | 52 | 22.00 |
| M.A.Hardinges | 8 | 8 | 2 | 114 | 65 | 19.00 |
| M.J.Cawdron | 5 | 4 | 2 | 36 | 29* | 18.00 |
| T.H.C.Hancock | 8 | 8 | 0 | 139 | 43 | 17.37 |
| R.C.J.Williams | 4 | 2 | 0 | 33 | 28 | 16.50 |
| M.W.Alleyne | 12 | 12 | 2 | 162 | 68 | 16.20 |
| C.G.Taylor | 9 | 9 | 2 | 111 | 63* | 15.85 |
| J.M.M.Averis | 12 | 6 | 3 | 44 | 17* | 14.66 |
| J.Lewis | 3 | 2 | 1 | 14 | 12 | 14.00 |
| M.C.J.Ball | 11 | 9 | 3 | 69 | 28 | 11.50 |
| R.C.Russell | 8 | 7 | 1 | 37 | 15 | 6.16 |

FOXES

| Name | M | I | NO | Runs | HS | Avge |
|-----------------|----|----|----|------|-----|-------|
| D.J.Marsh | 5 | 5 | 2 | 206 | 97* | 68.66 |
| N.D.Burns | 13 | 10 | 3 | 327 | 90* | 46.71 |
| Shahid Afridi | 6 | 6 | 0 | 256 | 70 | 42.66 |
| A.Habib | 9 | 7 | 3 | 166 | 44 | 41.50 |
| I.J.Sutcliffe | 5 | 5 | 0 | 166 | 48 | 33.20 |
| J.M.Dakin | 9 | 8 | 1 | 227 | 65 | 32.42 |
| D.I.Stevens | 11 | 10 | 1 | 262 | 68* | 29.11 |
| B.F.Smith | 13 | 13 | 3 | 269 | 65* | 26.90 |
| D.L.Maddy | 13 | 12 | 3 | 231 | 46 | 25.66 |
| T.R.Ward | 8 | 8 | 0 | 156 | 56 | 19.50 |
| V.J.Wells | 13 | 13 | 0 | 171 | 39 | 13.15 |
| J.Ormond | 11 | 6 | 3 | 38 | 13* | 12.66 |
| P.A.J.DeFreitas | 9 | 6 | 1 | 62 | 33* | 12.40 |
| W.F.Stelling | 1 | 1 | 0 | 10 | 10 | 10.00 |
| S.A.J.Boswell | 12 | 6 | 3 | 26 | 23* | 8.66 |
| D.E.Malcolm | 4 | 1 | 1 | 2 | 2* | - |

CAREER ONE-DAY LEAGUE BATTING AVERAGES

GLADIATORS

| Name | M | I | NO | Runs | HS | Avge |
|----------------|-----|-----|----|------|------|-------|
| K.J.Barnett | 317 | 305 | 43 | 8883 | 131* | 33.90 |
| M.W.Alleyne | 232 | 212 | 45 | 4771 | 134* | 28.56 |
| I.J.Harvey | 36 | 36 | 2 | 909 | 67 | 26.73 |
| R.C.Russell | 249 | 197 | 45 | 3553 | 108 | 23.37 |
| J.N.Snape | 97 | 76 | 22 | 1228 | 104* | 22.74 |
| R.J.Cunliffe | 37 | 35 | 4 | 680 | 66 | 21.93 |
| M.G.N.Windows | 93 | 86 | 6 | 1717 | 117 | 21.46 |
| M.A.Hardinges | 8 | 8 | 2 | 114 | 65 | 19.00 |
| T.H.C.Hancock | 120 | 110 | 2 | 1947 | 73 | 18.02 |
| D.R.Hewson | 17 | 13 | 0 | 224 | 52 | 17.23 |
| M.J.Cawdron | 32 | 22 | 7 | 251 | 50 | 16.73 |
| C.G.Taylor | 22 | 17 | 3 | 186 | 63* | 13.28 |
| R.C.J.Williams | 25 | 11 | 2 | 111 | 28 | 12.33 |
| M.C.J.Ball | 132 | 95 | 33 | 764 | 36* | 12.32 |
| J.Lewis | 56 | 36 | 14 | 221 | 26* | 10.04 |
| J.M.M.Averis | 41 | 24 | 11 | 117 | 23* | 9.00 |

FOXES

| Name | M | I | NO | Runs | HS | Avge |
|-----------------|-----|-----|----|------|------|-------|
| D.J.Marsh | 5 | 5 | 2 | 206 | 97* | 68.66 |
| Shahid Afridi | 6 | 6 | 0 | 256 | 70 | 42.66 |
| A.Habib | 69 | 62 | 16 | 1330 | 99* | 28.91 |
| T.R.Ward | 193 | 187 | 6 | 5213 | 131 | 28.80 |
| B.F.Smith | 153 | 150 | 18 | 3784 | 115 | 28.66 |
| D.L.Maddy | 116 | 105 | 12 | 2520 | 106* | 27.09 |
| V.J.Wells | 149 | 142 | 12 | 3083 | 101 | 23.71 |
| I.J.Sutcliffe | 29 | 28 | 1 | 580 | 96 | 21.48 |
| D.I.Stevens | 39 | 37 | 4 | 699 | 82 | 21.18 |
| W.F.Stelling | 2 | 2 | 1 | 20 | 10* | 20.00 |
| N.D.Burns | 132 | 102 | 26 | 1488 | 90* | 19.57 |
| P.A.J.DeFreitas | 197 | 149 | 24 | 2345 | 72* | 18.76 |
| J.M.Dakin | 99 | 87 | 12 | 1289 | 68* | 17.18 |
| J.Ormond | 49 | 31 | 18 | 169 | 18 | 13.00 |
| S.A.J.Boswell | 22 | 9 | 5 | 33 | 23* | 8.25 |
| D.E.Malcolm | 90 | 37 | 13 | 155 | 42 | 6.45 |

2001 NORWICH UNION LEAGUE BOWLING AVERAGES

GLADIATORS

| Name | O | M | R | Wkts | Avge | Best |
|---------------|------|---|-----|------|-------|------|
| J.Lewis | 26 | 7 | 74 | 6 | 12.33 | 3-20 |
| J.N.Snape | 35.3 | 3 | 171 | 9 | 19.00 | 3-30 |
| K.J.Barnett | 21.2 | 0 | 102 | 5 | 20.40 | 4-12 |
| J.M.M.Averis | 97.3 | 7 | 438 | 20 | 21.90 | 5-40 |
| M.C.J.Ball | 86 | 1 | 396 | 17 | 23.29 | 3-15 |
| I.J.Harvey | 58 | 7 | 225 | 9 | 25.00 | 4-42 |
| M.J.Cawdron | 39.2 | 6 | 168 | 5 | 33.60 | 2-43 |
| M.W.Alleyne | 88 | 5 | 343 | 8 | 42.87 | 2-17 |
| M.A.Hardinges | 32 | 1 | 169 | 3 | 56.33 | 1-30 |
| T.H.C.Hancock | 2 | 0 | 13 | 0 | - | - |

FOXES

| Name | O | M | R | Wkts | Avge | Best |
|-----------------|------|----|-----|------|-------|------|
| W.F.Stelling | 8 | 1 | 20 | 2 | 10.00 | 2-20 |
| D.L.Maddy | 76.3 | 0 | 392 | 20 | 19.60 | 3-1 |
| V.J.Wells | 72 | 3 | 314 | 13 | 24.15 | 4-30 |
| J.Ormond | 95 | 12 | 355 | 14 | 25.35 | 3-16 |
| J.M.Dakin | 49.3 | 2 | 179 | 7 | 25.57 | 3-14 |
| Shahid Afridi | 47 | 1 | 233 | 9 | 25.88 | 3-45 |
| D.J.Marsh | 34.4 | 0 | 171 | 6 | 28.50 | 4-44 |
| S.A.J.Boswell | 88.3 | 9 | 380 | 12 | 31.66 | 3-32 |
| D.E.Malcolm | 26 | 1 | 129 | 4 | 32.25 | 3-34 |
| P.A.J.DeFreitas | 65.3 | 5 | 301 | 6 | 50.16 | 2-29 |
| D.I.Stevens | 0.3 | 0 | 1 | 0 | - | - |

CAREER ONE-DAY LEAGUE BOWLING AVERAGES

GLADIATORS

| Name | Balls | Runs | Wkts | Avge | Best |
|---------------|-------|------|------|-------|------|
| I.J.Harvey | 1668 | 1071 | 73 | 14.67 | 5-19 |
| J.M.M.Averis | 1829 | 1370 | 62 | 22.09 | 5-20 |
| J.N.Snape | 2724 | 2157 | 85 | 25.37 | 4-27 |
| K.J.Barnett | 1887 | 1648 | 61 | 27.01 | 4-12 |
| T.H.C.Hancock | 696 | 654 | 22 | 29.72 | 3-18 |
| M.W.Alleyne | 7805 | 6362 | 205 | 31.03 | 5-28 |
| J.Lewis | 2266 | 1826 | 58 | 31.48 | 3-20 |
| M.C.J.Ball | 4732 | 3881 | 112 | 34.65 | 5-42 |
| M.J.Cawdron | 1154 | 929 | 25 | 37.16 | 4-17 |
| M.A.Hardinges | 192 | 169 | 3 | 56.33 | 1-30 |
| M.G.N.Windows | 48 | 49 | 0 | - | - |

FOXES

| Name | Balls | Runs | Wkts | Avge | Best |
|-----------------|-------|------|------|-------|------|
| W.F.Stelling | 102 | 55 | 5 | 11.00 | 3-35 |
| J.Ormond | 2151 | 1446 | 67 | 21.58 | 4-12 |
| D.L.Maddy | 1700 | 1529 | 64 | 23.89 | 4-16 |
| Shahid Afridi | 282 | 233 | 9 | 25.88 | 3-45 |
| J.M.Dakin | 2661 | 2270 | 85 | 26.70 | 5-30 |
| V.J.Wells | 4847 | 3732 | 134 | 27.85 | 5-10 |
| D.E.Malcolm | 3853 | 3225 | 115 | 28.04 | 4-21 |
| S.A.J.Boswell | 909 | 650 | 23 | 28.26 | 3-32 |
| P.A.J.DeFreitas | 8067 | 5893 | 208 | 28.33 | 5-26 |
| D.J.Marsh | 208 | 171 | 6 | 28.50 | 4-44 |
| T.R.Ward | 228 | 187 | 6 | 31.16 | 3-20 |
| D.I.Stevens | 3 | 1 | 0 | - | - |
| A.Habib | 1 | 4 | 0 | - | - |

GLOUCESTERSHIRE GLADIATORS versus LEICESTERSHIRE FOXES

MATCH PREVIEW

Leicestershire Foxes can take a huge step towards relieving Gloucestershire Gladiators of their Norwich Union League crown as the two sides meet at Bristol.

The Foxes have led the First Division title race for most of the season but their second defeat of the summer to Somerset Sabres has given Kent Spitfires renewed hope of catching them.

Vince Wells' side went down by 10 runs to the Sabres at Grace Road despite another characteristically explosive 58 in 25 balls from Shahid Afridi and will be anxious to bounce back. Victory would put them six points clear with just two to play.

The Gladiators have had an indifferent season after their successes of recent years.

Their last-ball defeat by the Spitfires has left them with plenty of work to do to avoid the unthinkable prospect of relegation.

Mark Alleyne's men will need all their resolve to beat a Foxes side beaten only twice all season.

LAST 3 ONE-DAY LEAGUE MEETINGS

25th June 2000
Leicester: Foxes 4 pts beat Gladiators 0 pts by 38 runs Foxes 218 for 5 (45 overs) (D.L.Maddy 87*, V.J.Wells 59); Gladiators 180 (43.3 overs) (A.Kumble 3-28, J.Ormond 3-43)

28th August 2000
Bristol: Gladiators 4 pts beat Foxes 0 pts by 47 runs Gladiators 269 for 9 (45 overs) (J.N.Snape 71, I.J.Harvey 66, M.G.N.Windows 61, A.Kumble 3-42); Foxes 222 (45 overs) (D.L.Maddy 86, B.F.Smith 77, I.J.Harvey 4-26)

29th April 2001
Leicester: Foxes 4 pts beat Gladiators 0 pts by 2 wickets Gladiators 116 (38.4 overs) (D.E.Malcolm 3-34); Foxes 117 for 8 (40.3 overs) (J.Lewis 3-20)

LEADING CATCHES (2001)

| GLADIATORS | FOXES | | |
|---------------|-------|-------------|---|
| M.C.J.Ball | 10 | V.J.Wells | 7 |
| D.R.Hewson | 5 | D.I.Stevens | 5 |
| J.N.Snape | 4 | T.R.Ward | 4 |
| M.W.Alleyne | 4 | D.J.Marsh | 3 |
| M.G.N.Windows | 3 | A.Habib | 3 |

ALL TIME HIGHEST TEAM SCORES

| GLADIATORS | FOXES | | |
|------------|-------------|-----------|-------------|
| 284 for 4 | v Foxes | 344 for 4 | v Dynamos |
| 281 for 2 | v Hawks | 311 for 4 | v Spitfires |
| 272 for 4 | v Crusaders | 301 for 7 | v Crusaders |



Home team

Away team

Norwich Union League Division One – Sunday, September 2nd at Northampton

2001 NORWICH UNION LEAGUE BATTING AVERAGES

STEELBACKS

| Name | M | I | NO | Runs | HS | Avge |
|---------------|----|----|----|------|-----|-------|
| R.J.Warren | 8 | 8 | 1 | 298 | 93 | 42.57 |
| M.B.Loye | 9 | 9 | 2 | 284 | 90 | 40.57 |
| M.E.Hussey | 12 | 12 | 1 | 384 | 96* | 34.90 |
| M.E.Cassar | 3 | 3 | 0 | 95 | 58 | 31.66 |
| A.J.Swann | 9 | 9 | 2 | 212 | 54 | 30.28 |
| A.S.Rollins | 3 | 3 | 1 | 55 | 29 | 27.50 |
| D.Ripley | 10 | 7 | 2 | 129 | 40* | 25.80 |
| G.P.Swann | 10 | 9 | 0 | 220 | 83 | 24.44 |
| A.L.Penberthy | 11 | 10 | 1 | 185 | 52 | 20.55 |
| M.R.Strong | 6 | 3 | 2 | 18 | 11 | 18.00 |
| K.J.Innes | 7 | 5 | 1 | 53 | 19 | 13.25 |
| J.W.Cook | 6 | 6 | 0 | 71 | 47 | 11.83 |
| D.J.Sales | 1 | 1 | 0 | 11 | 11 | 11.00 |
| D.M.Cousins | 5 | 2 | 1 | 8 | 5* | 8.00 |
| T.M.B.Bailey | 4 | 2 | 0 | 14 | 12 | 7.00 |
| L.C.Weekes | 7 | 4 | 2 | 12 | 10* | 6.00 |

OUTLAWS

| Name | M | I | NO | Runs | HS | Avge |
|---------------|----|----|----|------|-----|-------|
| U.Afzaal | 9 | 9 | 3 | 392 | 94* | 65.33 |
| D.J.Bicknell | 13 | 12 | 0 | 546 | 115 | 45.50 |
| P.Johnson | 13 | 12 | 1 | 363 | 88* | 33.00 |
| G.S.Blewett | 13 | 13 | 0 | 419 | 89 | 32.23 |
| K.P.Pietersen | 13 | 13 | 2 | 246 | 57 | 22.36 |
| J.E.Morris | 2 | 2 | 0 | 42 | 37 | 21.00 |
| C.J.Hewison | 1 | 1 | 0 | 20 | 20 | 20.00 |
| G.E.Welton | 8 | 7 | 1 | 115 | 38 | 19.16 |
| B.M.Shafayat | 4 | 4 | 0 | 72 | 31 | 18.00 |
| C.M.W.Read | 13 | 11 | 2 | 161 | 36 | 17.88 |
| R.J.Logan | 7 | 5 | 2 | 34 | 21 | 11.33 |
| G.D.Clough | 10 | 6 | 2 | 43 | 23 | 10.75 |
| G.J.Smith | 12 | 4 | 1 | 18 | 8 | 6.00 |
| A.J.Harris | 7 | 3 | 0 | 9 | 8 | 3.00 |
| R.D.Stemp | 8 | 2 | 1 | 1 | 1* | 1.00 |
| J.E.R.Gallian | 1 | 1 | 0 | 1 | 1 | 1.00 |

CAREER ONE-DAY LEAGUE BATTING AVERAGES

STEELBACKS

| Name | M | I | NO | Runs | HS | Avge |
|---------------|-----|-----|----|------|------|-------|
| M.E.Hussey | 12 | 12 | 1 | 384 | 96* | 34.90 |
| M.E.Cassar | 45 | 44 | 4 | 1260 | 134 | 31.50 |
| M.B.Loye | 108 | 104 | 9 | 2969 | 122 | 31.25 |
| D.J.Sales | 63 | 59 | 10 | 1361 | 84* | 27.77 |
| A.J.Swann | 17 | 17 | 2 | 392 | 60 | 26.13 |
| R.J.Warren | 90 | 79 | 12 | 1621 | 93 | 24.19 |
| A.L.Penberthy | 150 | 124 | 25 | 2338 | 81* | 23.61 |
| K.J.Innes | 41 | 27 | 9 | 372 | 55 | 20.66 |
| G.P.Swann | 50 | 39 | 3 | 732 | 83 | 20.33 |
| D.Ripley | 177 | 110 | 45 | 1221 | 52* | 18.78 |
| A.S.Rollins | 73 | 67 | 6 | 1139 | 126* | 18.67 |
| J.W.Cook | 20 | 20 | 0 | 257 | 47 | 12.85 |
| J.P.Taylor | 135 | 52 | 22 | 277 | 24 | 9.23 |
| T.M.B.Bailey | 11 | 3 | 0 | 24 | 12 | 8.00 |
| L.C.Weekes | 7 | 4 | 2 | 12 | 10* | 6.00 |
| M.R.Strong | 13 | 9 | 4 | 24 | 11 | 4.80 |

OUTLAWS

| Name | M | I | NO | Runs | HS | Avge |
|---------------|-----|-----|----|------|------|-------|
| U.Afzaal | 37 | 31 | 8 | 914 | 95* | 39.73 |
| D.J.Bicknell | 132 | 127 | 16 | 4144 | 125 | 37.33 |
| J.E.R.Gallian | 90 | 88 | 9 | 2656 | 130 | 33.62 |
| P.Johnson | 255 | 241 | 29 | 7053 | 167* | 33.26 |
| J.E.Morris | 231 | 220 | 12 | 5330 | 134 | 25.62 |
| G.S.Blewett | 24 | 24 | 0 | 597 | 89 | 24.87 |
| K.P.Pietersen | 13 | 13 | 2 | 246 | 57 | 22.36 |
| G.E.Welton | 31 | 30 | 2 | 568 | 104* | 20.28 |
| C.J.Hewison | 1 | 1 | 0 | 20 | 20 | 20.00 |
| C.M.W.Read | 55 | 45 | 8 | 726 | 62 | 19.62 |
| B.M.Shafayat | 4 | 4 | 0 | 72 | 31 | 18.00 |
| P.J.Franks | 50 | 38 | 16 | 373 | 40 | 16.95 |
| G.D.Clough | 10 | 6 | 2 | 43 | 23 | 10.75 |
| R.J.Logan | 13 | 8 | 2 | 59 | 21 | 9.83 |
| R.D.Stemp | 104 | 32 | 13 | 177 | 29* | 9.31 |
| D.S.Lucas | 16 | 5 | 1 | 28 | 19* | 7.00 |

2001 NORWICH UNION LEAGUE BOWLING AVERAGES

STEELBACKS

| Name | O | M | R | Wkts | Avge | Best |
|---------------|------|---|-----|------|-------|------|
| M.R.Strong | 47.2 | 2 | 309 | 12 | 25.75 | 4-28 |
| J.F.Brown | 89.4 | 3 | 377 | 13 | 29.00 | 3-25 |
| K.J.Innes | 46 | 4 | 261 | 8 | 32.62 | 3-60 |
| A.L.Penberthy | 90.3 | 7 | 416 | 12 | 34.66 | 3-43 |
| J.P.Taylor | 65 | 5 | 270 | 6 | 45.00 | 2-28 |
| L.C.Weekes | 58 | 3 | 320 | 7 | 45.71 | 3-34 |
| G.P.Swann | 41.1 | 2 | 221 | 4 | 55.25 | 2-35 |
| D.M.Cousins | 43 | 2 | 226 | 4 | 56.50 | 3-34 |
| A.J.Swann | 2 | 0 | 16 | 0 | - | - |
| M.E.Cassar | 4.3 | 0 | 36 | 0 | - | - |
| J.A.R.Blain | 5 | 0 | 37 | 0 | - | - |

OUTLAWS

| Name | O | M | R | Wkts | Avge | Best |
|---------------|------|---|-----|------|-------|------|
| P.Johnson | 0.4 | 0 | 2 | 1 | 2.00 | 1-2 |
| G.J.Smith | 85.5 | 8 | 377 | 16 | 23.56 | 3-25 |
| R.D.Stemp | 63 | 3 | 280 | 11 | 25.45 | 4-25 |
| G.D.Clough | 62 | 0 | 315 | 11 | 28.63 | 2-33 |
| S.J.Randall | 13 | 0 | 86 | 3 | 28.66 | 3-44 |
| U.Afzaal | 17 | 1 | 91 | 3 | 30.33 | 2-13 |
| N.Malik | 25 | 3 | 137 | 4 | 34.25 | 2-34 |
| R.J.Logan | 50.2 | 1 | 317 | 9 | 35.22 | 2-37 |
| A.J.Harris | 55 | 4 | 331 | 9 | 36.77 | 3-34 |
| P.J.Franks | 24 | 1 | 119 | 3 | 39.66 | 2-26 |
| K.P.Pietersen | 71 | 1 | 380 | 9 | 42.22 | 3-39 |
| G.S.Blewett | 39 | 1 | 238 | 3 | 79.33 | 1-30 |

CAREER ONE-DAY LEAGUE BOWLING AVERAGES

STEELBACKS

| Name | Balls | Runs | Wkts | Avge | Best |
|---------------|-------|------|------|-------|------|
| J.A.R.Blain | 174 | 147 | 7 | 21.00 | 5-24 |
| D.M.Cousins | 2469 | 1874 | 75 | 24.98 | 3-18 |
| J.F.Brown | 1147 | 781 | 30 | 26.03 | 4-26 |
| M.E.Cassar | 923 | 817 | 30 | 27.23 | 4-29 |
| A.L.Penberthy | 5340 | 4395 | 158 | 27.81 | 5-29 |
| G.P.Swann | 1503 | 1253 | 45 | 27.84 | 5-35 |
| K.J.Innes | 1284 | 1183 | 41 | 28.85 | 4-36 |
| J.P.Taylor | 5843 | 4452 | 148 | 30.08 | 4-41 |
| M.R.Strong | 542 | 544 | 16 | 34.00 | 4-28 |
| L.C.Weekes | 348 | 320 | 7 | 45.71 | 3-34 |
| A.S.Rollins | 12 | 15 | 0 | - | - |
| A.J.Swann | 12 | 16 | 0 | - | - |
| D.J.Sales | 24 | 17 | 0 | - | - |

OUTLAWS

| Name | Balls | Runs | Wkts | Avge | Best |
|---------------|-------|------|------|-------|------|
| P.Johnson | 5 | 3 | 1 | 3.00 | 1-11 |
| D.J.Bicknell | 42 | 45 | 2 | 22.50 | 1-11 |
| G.J.Smith | 515 | 377 | 16 | 23.56 | 3-25 |
| U.Afzaal | 404 | 363 | 15 | 24.20 | 2-13 |
| P.J.Franks | 2238 | 1713 | 70 | 24.47 | 6-27 |
| G.D.Clough | 372 | 315 | 11 | 28.63 | 2-33 |
| S.J.Randall | 78 | 86 | 3 | 28.66 | 3-44 |
| A.J.Harris | 2634 | 2293 | 78 | 29.39 | 5-35 |
| J.E.R.Gallian | 844 | 825 | 28 | 29.46 | 2-10 |
| R.D.Stemp | 4287 | 3364 | 111 | 30.30 | 4-25 |
| D.S.Lucas | 657 | 592 | 19 | 31.15 | 4-27 |
| N.Malik | 150 | 137 | 4 | 34.25 | 2-34 |
| R.J.Logan | 463 | 500 | 12 | 41.66 | 2-31 |

NORTHAMPTONSHIRE STEELBACKS versus NOTTINGHAMSHIRE OUTLAWS

MATCH PREVIEW

Nottinghamshire Outlaws will hope to take a step closer to safety in the Norwich Union League First Division as they take on the doomed Northamptonshire Steelbacks.

Despite their league position, the Outlaws remain in danger of the drop and need another win to ease the threat of a swift return to the Second Division.

To do that the Outlaws will quickly need to get their 179-run thrashing by Yorkshire Phoenix in their last fixture at Scarborough out of their system. The Outlaws were flayed to all parts by Darren Lehmann on that day and will want to put things right as quickly as possible.

Skipper David Ripley will no doubt welcome the return of England's Usman Afzaal, who averages over 65 for the county in the Norwich Union League this year.

The Steelbacks have struggled since losing their first match of the campaign to Gloucestershire Gladiators but will still have hopes of ending the season on a high.

LAST 3 ONE-DAY LEAGUE MEETINGS

4th July 1999

Northampton: Steelbacks 4 pts beat Outlaws 0 pts by 17 runs Northants 182 for 5 (31 overs); Outlaws 118 for 9 (17 overs) (D.E.Malcolm 3-32)

10th August 1999

Nottingham: Outlaws 0 pts lost to Steelbacks 4 pts by 5 wickets Outlaws 225 for 9 (45 overs) (M.P.Dowman 52, J.P.Taylor 4-41); Steelbacks 228 for 5 (43.4 overs) (A.L.Penberthy 64*)

19th Aug 2001

Trent Bridge: Outlaws 4 pts beat Steelbacks 0 pts by 81 runs Outlaws 267 for 6 (42.2 overs) (D.J.Bicknell 115, G.S.Blewett 71) Steelbacks 185 (36.4 overs) (M.E.Cassar 58)

LEADING CATCHES (2001)

STEELBACKS

| | |
|---------------|---|
| V.J.Wells | 6 |
| T.R.Ward | 4 |
| D.I.Stevens | 4 |
| D.J.Marsh | 3 |
| S.A.J.Boswell | 3 |
| B.F.Smith | 3 |

OUTLAWS

| | |
|---------------|---|
| D.J.Bicknell | 7 |
| K.P.Pietersen | 7 |
| R.D.Stemp | 5 |
| G.S.Blewett | 5 |
| B.M.Shafayat | 3 |

ALL TIME HIGHEST TEAM SCORES

STEELBACKS

| | |
|-----------|-------------|
| 306 for 2 | v Lions |
| 298 for 2 | v Bears |
| 290 for 6 | v Lightning |

OUTLAWS

| | |
|-----------|-------------|
| 329 for 6 | v Scorpions |
| 314 for 7 | v Lions |
| 292 for 2 | v Sharks |



Home team Away team

Norwich Union League Division One – Sunday, September 2nd at Taunton

2001 NORWICH UNION LEAGUE BATTING AVERAGES

SABRES

| Name | M | I | NO | Runs | HS | Avge |
|-----------------|----|----|----|------|-----|-------|
| G.D.Rose | 1 | 1 | 0 | 58 | 58 | 58.00 |
| P.D.Bowler | 10 | 10 | 0 | 552 | 104 | 55.20 |
| M.E.Trescothick | 2 | 2 | 0 | 99 | 72 | 49.50 |
| I.D.Blackwell | 13 | 12 | 1 | 421 | 86 | 38.27 |
| K.A.Parsons | 8 | 7 | 1 | 158 | 58* | 26.33 |
| M.Burns | 12 | 11 | 3 | 203 | 53 | 25.37 |
| J.Cox | 10 | 10 | 1 | 221 | 76* | 24.55 |
| R.J.Turner | 12 | 11 | 4 | 162 | 56* | 23.14 |
| R.L.Johnson | 6 | 5 | 1 | 69 | 24* | 17.25 |
| M.N.Lathwell | 6 | 5 | 0 | 85 | 30 | 17.00 |
| K.P.Dutch | 13 | 12 | 3 | 149 | 28 | 16.55 |
| P.S.Jones | 12 | 6 | 4 | 33 | 17* | 16.50 |
| M.J.Wood | 4 | 3 | 0 | 46 | 29 | 15.33 |
| P.D.Trego | 5 | 4 | 1 | 44 | 21 | 14.66 |
| J.I.D.Kerr | 10 | 7 | 2 | 45 | 16 | 9.00 |
| J.O.Grove | 11 | 3 | 1 | 9 | 6 | 4.50 |

BEARS

| Name | M | I | NO | Runs | HS | Avge |
|--------------|----|----|----|------|------|-------|
| D.P.Ostler | 6 | 6 | 2 | 320 | 134* | 80.00 |
| N.V.Knight | 9 | 8 | 1 | 206 | 53 | 29.42 |
| D.R.Brown | 12 | 9 | 0 | 259 | 73 | 28.77 |
| T.L.Penney | 12 | 9 | 3 | 170 | 35 | 28.33 |
| M.J.Powell | 12 | 10 | 1 | 248 | 78 | 27.55 |
| V.C.Drakes | 7 | 3 | 2 | 21 | 9 | 21.00 |
| M.A.Wagh | 9 | 8 | 1 | 143 | 70* | 20.42 |
| D.L.Hemp | 9 | 7 | 1 | 100 | 43* | 16.66 |
| K.J.Piper | 11 | 4 | 2 | 30 | 17 | 15.00 |
| A.F.Giles | 5 | 5 | 3 | 27 | 23 | 13.50 |
| M.A.Sheikh | 12 | 4 | 3 | 13 | 12* | 13.00 |
| N.M.K.Smith | 10 | 7 | 0 | 59 | 32 | 8.42 |
| N.M.Carter | 4 | 2 | 0 | 13 | 13 | 6.50 |
| C.E.Dagnall | 10 | 1 | 0 | 2 | 2 | 2.00 |
| A.Richardson | 3 | 1 | 0 | 0 | 0* | - |
| T.Frost | 1 | 0 | 0 | 0 | 0 | - |

CAREER ONE-DAY LEAGUE BATTING AVERAGES

SABRES

| Name | M | I | NO | Runs | HS | Avge |
|-----------------|-----|-----|----|------|------|-------|
| P.D.Bowler | 206 | 199 | 19 | 6119 | 138* | 33.99 |
| J.Cox | 40 | 40 | 1 | 1299 | 110 | 33.30 |
| I.D.Blackwell | 50 | 46 | 5 | 1145 | 97 | 27.92 |
| M.E.Trescothick | 83 | 74 | 10 | 1780 | 110 | 27.81 |
| M.N.Lathwell | 119 | 116 | 5 | 2924 | 117 | 26.34 |
| G.D.Rose | 205 | 177 | 34 | 3682 | 148 | 25.74 |
| P.C.L.Holloway | 94 | 84 | 16 | 1742 | 117 | 25.61 |
| K.A.Parsons | 99 | 81 | 15 | 1661 | 69 | 25.16 |
| R.J.Turner | 119 | 103 | 30 | 1611 | 67 | 22.06 |
| M.Burns | 106 | 98 | 10 | 1916 | 115* | 21.77 |
| K.P.Dutch | 75 | 65 | 17 | 844 | 58 | 17.58 |
| M.J.Wood | 4 | 3 | 0 | 46 | 29 | 15.33 |
| J.I.D.Kerr | 71 | 46 | 13 | 431 | 56 | 13.06 |
| P.D.Trego | 8 | 6 | 1 | 58 | 21 | 11.60 |
| R.L.Johnson | 87 | 60 | 16 | 504 | 29 | 11.45 |
| A.R.Caddick | 93 | 36 | 11 | 277 | 39 | 11.08 |

BEARS

| Name | M | I | NO | Runs | HS | Avge |
|--------------|-----|-----|----|------|------|-------|
| D.P.Ostler | 159 | 149 | 22 | 4100 | 134* | 32.28 |
| N.V.Knight | 121 | 110 | 15 | 3041 | 134 | 32.01 |
| T.L.Penney | 143 | 124 | 41 | 2334 | 83* | 28.12 |
| M.J.Powell | 31 | 26 | 4 | 586 | 78 | 26.63 |
| N.M.K.Smith | 194 | 162 | 20 | 3144 | 111* | 22.14 |
| D.R.Brown | 115 | 96 | 13 | 1695 | 78* | 20.42 |
| D.L.Hemp | 107 | 93 | 11 | 1643 | 83* | 20.03 |
| M.A.Wagh | 15 | 14 | 1 | 239 | 70* | 18.38 |
| A.F.Giles | 81 | 53 | 11 | 766 | 57 | 18.23 |
| K.J.Piper | 120 | 61 | 33 | 475 | 38* | 16.96 |
| V.C.Drakes | 45 | 35 | 8 | 415 | 40 | 15.37 |
| T.Frost | 23 | 9 | 3 | 88 | 22* | 14.66 |
| A.Richardson | 9 | 3 | 2 | 11 | 11* | 11.00 |
| M.A.Sheikh | 31 | 15 | 6 | 99 | 36 | 11.00 |
| N.M.Carter | 4 | 2 | 0 | 13 | 13 | 6.50 |
| C.E.Dagnall | 15 | 2 | 0 | 3 | 2 | 1.50 |

2001 NORWICH UNION LEAGUE BOWLING AVERAGES

SABRES

| Name | O | M | R | Wkts | Avge | Best |
|---------------|------|---|-----|------|-------|------|
| I.Jones | 2 | 0 | 14 | 3 | 4.66 | 3-14 |
| A.R.Caddick | 9 | 2 | 21 | 1 | 21.00 | 1-21 |
| P.S.Jones | 96.5 | 6 | 483 | 21 | 23.00 | 4-40 |
| P.D.Trego | 15 | 1 | 81 | 3 | 27.00 | 1-9 |
| K.P.Dutch | 84 | 1 | 390 | 13 | 30.00 | 6-40 |
| I.D.Blackwell | 61.1 | 3 | 278 | 9 | 30.88 | 3-16 |
| R.L.Johnson | 48 | 4 | 246 | 7 | 35.14 | 3-51 |
| K.A.Parsons | 33 | 0 | 163 | 4 | 40.75 | 2-32 |
| J.O.Grove | 76 | 2 | 388 | 9 | 43.11 | 3-24 |
| J.I.D.Kerr | 73 | 3 | 420 | 9 | 46.66 | 2-55 |
| M.Burns | 12 | 0 | 57 | 1 | 57.00 | 1-32 |
| G.D.Rose | 1 | 0 | 2 | 0 | - | - |

BEARS

| Name | O | M | R | Wkts | Avge | Best |
|--------------|------|----|-----|------|-------|------|
| A.Richardson | 25.4 | 3 | 82 | 5 | 16.40 | 3-17 |
| N.M.Carter | 29 | 2 | 119 | 7 | 17.00 | 3-28 |
| D.R.Brown | 97.4 | 14 | 446 | 25 | 17.84 | 4-56 |
| N.M.K.Smith | 54.4 | 1 | 275 | 12 | 22.91 | 3-19 |
| C.E.Dagnall | 79 | 12 | 258 | 11 | 23.45 | 2-18 |
| A.F.Giles | 45 | 1 | 228 | 8 | 28.50 | 2-41 |
| M.A.Sheikh | 103 | 12 | 337 | 11 | 30.63 | 4-17 |
| V.C.Drakes | 61.4 | 11 | 239 | 7 | 34.14 | 3-35 |
| M.J.Powell | 12 | 0 | 58 | 0 | - | - |

CAREER ONE-DAY LEAGUE BOWLING AVERAGES

SABRES

| Name | Balls | Runs | Wkts | Avge | Best |
|-----------------|-------|------|------|-------|------|
| I.Jones | 55 | 67 | 4 | 16.75 | 3-14 |
| P.S.Jones | 2509 | 2130 | 93 | 22.90 | 5-23 |
| K.P.Dutch | 2527 | 1971 | 81 | 24.33 | 6-40 |
| A.R.Caddick | 4031 | 2903 | 114 | 25.46 | 4-18 |
| M.E.Trescothick | 978 | 823 | 31 | 26.54 | 4-50 |
| J.Cox | 96 | 82 | 3 | 27.33 | 3-28 |
| M.Burns | 867 | 800 | 28 | 28.57 | 4-39 |
| I.D.Blackwell | 1491 | 1135 | 39 | 29.10 | 4-36 |
| G.D.Rose | 8060 | 5936 | 198 | 29.97 | 4-26 |
| J.I.D.Kerr | 2653 | 2428 | 79 | 30.73 | 4-28 |
| R.L.Johnson | 3554 | 3033 | 91 | 33.32 | 4-45 |
| K.A.Parsons | 2298 | 1880 | 51 | 36.86 | 3-21 |
| P.D.Bowler | 308 | 323 | 8 | 40.37 | 3-31 |

BEARS

| Name | Balls | Runs | Wkts | Avge | Best |
|--------------|-------|------|------|-------|------|
| N.M.Carter | 174 | 119 | 7 | 17.00 | 3-28 |
| C.E.Dagnall | 726 | 400 | 23 | 17.39 | 4-34 |
| A.F.Giles | 2993 | 2171 | 107 | 20.28 | 5-36 |
| A.Richardson | 403 | 276 | 12 | 23.00 | 3-17 |
| D.R.Brown | 4024 | 3006 | 129 | 23.30 | 4-42 |
| M.A.Sheikh | 1395 | 851 | 35 | 24.31 | 4-17 |
| N.M.K.Smith | 6187 | 4748 | 184 | 25.80 | 6-33 |
| D.L.Hemp | 74 | 86 | 3 | 28.66 | 2-43 |
| V.C.Drakes | 2008 | 1612 | 55 | 29.30 | 5-31 |
| M.J.Powell | 252 | 205 | 6 | 34.16 | 2-13 |
| N.V.Knight | 84 | 85 | 2 | 42.50 | 1-14 |
| T.L.Penney | 6 | 2 | 0 | - | - |
| D.P.Ostler | 6 | 4 | 0 | - | - |

SOMERSET SABRES versus WARWICKSHIRE BEARS

MATCH PREVIEW

Somerset Sabres will hope to further banish any thoughts of relegation as Warwickshire Bears visit Taunton in the Norwich Union League.

The Sabres are not out of the woods in the battle for First Division survival despite two morale-boosting wins over league leaders Leicestershire Foxes.

Jamie Cox's side left no-one in any doubt as to their ability as they beat the high-flying Foxes, Shahid Afridi and all, twice in a fortnight.

Both games were closely-fought encounters but the Sabres pulled through twice to give them real hope of avoiding the drop.

The Bears' position is far more comfortable, although they have known for some weeks that any challenge for the title will have to wait another year.

The county have enjoyed a satisfactory campaign and claimed the honours in their last meeting with the Sabres at Edgbaston.

The Sabres were bowled out for just 120 on that occasion, with Nick Knight and Mark Wagh easing the Bears to a 10-wicket win.

LAST 3 ONE-DAY LEAGUE MEETINGS

23rd July 1997

Birmingham: Bears 4 pts beat Sabres 0 pts by 35 runs Bears 224 for 5 (40 overs) (A.Singh 86, N.M.K.Smith 59); Sabres 189 (39.2 overs) (P.D.Bowler 57)

31st May 1998

Taunton: Somerset 4 pts beat Bears 0 pts by 4 wickets Bears 96 (35 overs) (P.S.Jones 5-23, A.R.Caddick 3-24); Sabres 97 for 6 (32.3 overs)

19th Aug 2001

Edgbaston: Bears 4 pts beat Sabres 0 pts by 10 wickets Sabres 120 (42.4 overs) (A.Richardson 3-17, N.M.K.Smith 3-19); Bears 120 for 0 (17.5 overs) (M.A.Wagh 70*)

LEADING CATCHES (2001)

SABRES

| | |
|-------------|---|
| K.P.Dutch | 6 |
| P.D.Bowler | 4 |
| K.A.Parsons | 2 |
| J.Cox | 2 |
| M.Burns | 2 |
| P.S.Jones | 2 |

BEARS

| | |
|------------|---|
| D.P.Ostler | 6 |
| T.L.Penney | 5 |
| D.R.Brown | 3 |
| M.A.Sheikh | 3 |
| N.V.Knight | 2 |
| M.J.Powell | 2 |

ALL TIME HIGHEST TEAM SCORES

SABRES

| | |
|-----------|-------------|
| 360 for 3 | v Glamorgan |
| 319 for 4 | v Notts |
| 295 for 7 | v Spitfires |

BEARS

| | |
|-----------|-----------|
| 301 for 6 | v Eagles |
| 300 for 9 | v Lions |
| 294 for 6 | v Outlaws |



Home team

Away team

Norwich Union League Division One – Monday, September 3rd at The AMP Oval

SURREY
 LIONS
 versus
 YORKSHIRE
 PHOENIX

2001 NORWICH UNION LEAGUE BATTING AVERAGES

LIONS

| Name | M | I | NO | Runs | HS | Avg |
|-----------------|----|----|----|------|-----|-------|
| B.C.Holloioake | 11 | 11 | 3 | 368 | 70* | 46.00 |
| A.D.Brown | 10 | 10 | 1 | 404 | 116 | 44.88 |
| M.R.Ramprakash | 6 | 6 | 1 | 214 | 85* | 42.80 |
| A.J.Holloioake | 12 | 12 | 0 | 324 | 70 | 27.00 |
| J.J.Porter | 1 | 1 | 0 | 23 | 23 | 23.00 |
| I.J.Ward | 7 | 7 | 0 | 127 | 51 | 18.14 |
| G.J.Batty | 9 | 8 | 1 | 117 | 37 | 16.71 |
| M.A.Butcher | 7 | 7 | 1 | 97 | 55 | 16.16 |
| A.J.Tudor | 4 | 3 | 0 | 37 | 21 | 12.33 |
| G.P.Butcher | 7 | 6 | 1 | 61 | 17 | 12.20 |
| M.P.Bicknell | 10 | 8 | 2 | 70 | 23* | 11.66 |
| N.Shahid | 11 | 11 | 0 | 123 | 43 | 11.18 |
| J.N.Batty | 11 | 9 | 2 | 72 | 21* | 10.28 |
| T.J.Murtagh | 4 | 4 | 3 | 10 | 4* | 10.00 |
| Saqlain Mushtaq | 9 | 9 | 2 | 67 | 38* | 9.57 |
| A.J.Stewart | 2 | 2 | 0 | 19 | 19 | 9.50 |

PHOENIX

| Name | M | I | NO | Runs | HS | Avg |
|------------------|----|----|----|------|-----|-------|
| C.E.W.Silverwood | 4 | 4 | 3 | 63 | 27* | 63.00 |
| D.S.Lehmann | 13 | 13 | 1 | 637 | 191 | 53.08 |
| A.McGrath | 7 | 7 | 0 | 329 | 102 | 47.00 |
| R.J.Blakey | 14 | 14 | 8 | 200 | 34 | 33.33 |
| R.J.Sidebottom | 7 | 5 | 4 | 31 | 17* | 31.00 |
| M.J.Lumb | 7 | 6 | 1 | 124 | 66 | 24.80 |
| D.Byas | 14 | 14 | 0 | 325 | 81 | 23.21 |
| V.J.Craven | 3 | 3 | 0 | 66 | 55 | 22.00 |
| C.White | 10 | 10 | 0 | 219 | 73 | 21.90 |
| A.K.D.Gray | 2 | 2 | 1 | 21 | 19* | 21.00 |
| M.J.Wood | 11 | 11 | 0 | 229 | 68 | 20.81 |
| G.M.Fellows | 13 | 13 | 1 | 238 | 67 | 19.83 |
| G.M.Hamilton | 10 | 10 | 1 | 171 | 57 | 19.00 |
| J.D.Middlebrook | 3 | 2 | 1 | 17 | 10* | 17.00 |
| T.T.Bresnan | 4 | 3 | 2 | 12 | 7 | 12.00 |
| M.J.Hoggard | 9 | 2 | 1 | 7 | 5* | 7.00 |

CAREER ONE-DAY LEAGUE BATTING AVERAGES

LIONS

| Name | M | I | NO | Runs | HS | Avg |
|-----------------|-----|-----|----|------|------|-------|
| M.R.R'prakash | 167 | 159 | 28 | 5334 | 147* | 40.71 |
| A.D.Brown | 161 | 156 | 5 | 4765 | 203 | 31.55 |
| A.J.Stewart | 183 | 167 | 17 | 4625 | 125 | 30.83 |
| A.J.Holloioake | 124 | 113 | 14 | 2626 | 111 | 26.52 |
| I.J.Ward | 61 | 58 | 8 | 1322 | 91 | 26.44 |
| N.Shahid | 109 | 96 | 14 | 1919 | 109* | 23.40 |
| J.J.Porter | 1 | 1 | 0 | 23 | 23 | 23.00 |
| B.C.Holloioake | 64 | 56 | 6 | 1121 | 70* | 22.42 |
| M.A.Butcher | 90 | 77 | 14 | 1356 | 85* | 21.52 |
| G.J.Batty | 19 | 18 | 4 | 250 | 37 | 17.85 |
| G.P.Butcher | 49 | 40 | 8 | 548 | 47 | 17.12 |
| M.P.Bicknell | 177 | 89 | 42 | 684 | 57* | 14.55 |
| J.N.Batty | 47 | 35 | 9 | 344 | 40 | 13.23 |
| I.D.K.Salisbury | 131 | 87 | 22 | 805 | 48* | 12.38 |
| Saqlain Mushtaq | 36 | 24 | 8 | 166 | 38* | 10.37 |
| A.J.Tudor | 28 | 20 | 4 | 162 | 29* | 10.12 |

PHOENIX

| Name | M | I | NO | Runs | HS | Avg |
|------------------|-----|-----|----|------|------|-------|
| D.S.Lehmann | 56 | 56 | 7 | 2299 | 191 | 46.91 |
| R.J.Blakey | 213 | 189 | 46 | 4966 | 130* | 34.72 |
| A.McGrath | 77 | 70 | 13 | 1893 | 102 | 33.21 |
| D.Byas | 215 | 209 | 27 | 5330 | 111* | 29.28 |
| M.J.Lumb | 7 | 6 | 1 | 124 | 66 | 24.80 |
| C.White | 132 | 117 | 15 | 2461 | 148 | 24.12 |
| M.P.Vaughan | 87 | 85 | 6 | 1837 | 72 | 23.25 |
| M.J.Wood | 33 | 26 | 2 | 536 | 68 | 22.33 |
| A.K.D.Gray | 2 | 2 | 1 | 21 | 19* | 21.00 |
| G.M.Hamilton | 71 | 50 | 12 | 712 | 57* | 18.73 |
| G.M.Fellows | 43 | 36 | 3 | 618 | 67 | 18.72 |
| V.J.Craven | 8 | 8 | 0 | 143 | 55 | 17.87 |
| T.T.Bresnan | 4 | 3 | 2 | 12 | 7 | 12.00 |
| C.E.W.Silverwood | 82 | 46 | 24 | 243 | 27* | 11.04 |
| R.J.Sidebottom | 44 | 22 | 11 | 110 | 24* | 10.00 |
| I.D.Fisher | 24 | 11 | 3 | 63 | 20 | 7.87 |

2001 NORWICH UNION LEAGUE BOWLING AVERAGES

LIONS

| Name | O | M | R | Wkts | Avg | Best |
|-----------------|------|----|-----|------|--------|------|
| B.C.Holloioake | 74 | 8 | 353 | 19 | 18.57 | 3-10 |
| G.J.Batty | 31.3 | 1 | 154 | 8 | 19.25 | 4-36 |
| A.J.Tudor | 34 | 6 | 136 | 7 | 19.42 | 4-36 |
| A.J.Holloioake | 39.4 | 1 | 205 | 10 | 20.50 | 3-56 |
| M.P.Bicknell | 75 | 8 | 280 | 13 | 21.53 | 3-20 |
| C.G.Greenidge | 20 | 2 | 112 | 5 | 22.40 | 2-17 |
| T.J.Murtagh | 26.5 | 0 | 142 | 6 | 23.66 | 4-31 |
| E.S.H.Giddins | 86.5 | 11 | 411 | 12 | 34.25 | 3-31 |
| G.P.Butcher | 16 | 0 | 94 | 2 | 47.00 | 1-23 |
| Saqlain Mushtaq | 62 | 3 | 304 | 3 | 101.33 | 2-36 |
| I.D.K.Salisbury | 20 | 0 | 103 | 1 | 103.00 | 1-42 |
| A.D.Brown | 2 | 0 | 14 | 0 | - | - |

PHOENIX

| Name | O | M | R | Wkts | Avg | Best |
|------------------|------|---|-----|------|-------|------|
| A.McGrath | 0.3 | 0 | 1 | 1 | 1.00 | 1-1 |
| C.E.W.Silverwood | 29 | 4 | 102 | 9 | 11.33 | 4-21 |
| C.J.Elstob | 32 | 3 | 114 | 8 | 14.25 | 4-25 |
| P.M.Hutchison | 23 | 2 | 102 | 7 | 14.57 | 3-26 |
| R.J.Sidebottom | 42.2 | 6 | 182 | 10 | 18.20 | 3-38 |
| D.S.Lehmann | 77.5 | 3 | 280 | 15 | 18.66 | 3-31 |
| T.T.Bresnan | 23 | 3 | 86 | 4 | 21.50 | 2-27 |
| T.M.Baker | 5 | 1 | 22 | 1 | 22.00 | 1-22 |
| G.M.Hamilton | 47 | 3 | 221 | 9 | 24.55 | 3-14 |
| S.P.Kirby | 27 | 1 | 158 | 6 | 26.33 | 3-35 |
| C.White | 72.5 | 5 | 281 | 10 | 28.10 | 3-30 |
| R.K.J.Dawson | 50 | 4 | 225 | 8 | 28.12 | 3-28 |

CAREER ONE-DAY LEAGUE BOWLING AVERAGES

LIONS

| Name | Balls | Runs | Wkts | Avg | Best |
|-----------------|-------|------|------|-------|------|
| A.J.Holloioake | 3930 | 3675 | 172 | 21.36 | 5-29 |
| A.J.Tudor | 1082 | 848 | 38 | 22.31 | 4-26 |
| B.C.Holloioake | 2296 | 1882 | 82 | 22.95 | 5-10 |
| M.P.Bicknell | 7579 | 5288 | 215 | 24.59 | 7-30 |
| Saqlain Mushtaq | 1540 | 1086 | 42 | 25.85 | 3-12 |
| M.R.Ramprakash | 502 | 448 | 15 | 29.86 | 5-38 |
| A.D.Brown | 233 | 212 | 7 | 30.28 | 3-39 |
| E.S.H.Giddins | 4511 | 3569 | 115 | 31.03 | 4-23 |
| I.D.K.Salisbury | 4872 | 4045 | 117 | 34.57 | 5-30 |
| T.J.Murtagh | 263 | 244 | 7 | 34.85 | 4-31 |
| G.J.Batty | 579 | 489 | 12 | 40.75 | 4-36 |
| M.A.Butcher | 1717 | 1571 | 37 | 42.45 | 3-23 |
| C.G.Greenidge | 434 | 403 | 9 | 44.77 | 2-17 |

PHOENIX

| Name | Balls | Runs | Wkts | Avg | Best |
|------------------|-------|------|------|-------|------|
| M.J.Hoggard | 1283 | 899 | 50 | 17.98 | 5-28 |
| C.E.W.Silverwood | 3379 | 2383 | 115 | 20.72 | 4-11 |
| T.T.Bresnan | 138 | 86 | 4 | 21.50 | 2-27 |
| T.M.Baker | 30 | 22 | 1 | 22.00 | 1-22 |
| C.J.Elstob | 266 | 181 | 8 | 22.62 | 4-25 |
| C.White | 4196 | 2996 | 129 | 23.22 | 4-14 |
| A.McGrath | 273 | 188 | 8 | 23.50 | 2-20 |
| I.D.Fisher | 843 | 595 | 25 | 23.80 | 3-20 |
| D.S.Lehmann | 943 | 668 | 28 | 23.85 | 3-31 |
| P.M.Hutchison | 920 | 670 | 28 | 23.92 | 4-34 |
| D.Byas | 529 | 463 | 19 | 24.36 | 3-19 |
| G.M.Hamilton | 2435 | 2033 | 81 | 25.09 | 5-16 |
| M.P.Vaughan | 998 | 813 | 31 | 26.22 | 4-27 |

MATCH PREVIEW

Surrey Lions know that only a miracle can save them from an immediate return to Division Two of the Norwich Union League.

The Lions, despite their impressive victory over Warwickshire Bears, are 12 points away from a position of safety with just three games remaining.

But with their negative net run-rate substantially worse than the positive figure of Yorkshire Phoenix, Adam Hollioake's men will be aware that the game is all-but up for them.

The Phoenix's performances have been below par too, but they were convincing winners by 67 runs when they met the Lions at Headingley a month ago. Chris Elstob's four for 25 did most of the damage that day.

The Phoenix's First Division status remains in the balance after they followed up their outstanding 179-run win over Nottinghamshire Outlaws, in which Darren Lehmann scored 191, with defeats at the hands of Warwickshire Bears and Kent Spitfires.

LAST 3 ONE-DAY LEAGUE MEETINGS

15th June 1997

The Oval: Lions 4 pts beat Phoenix 0 pts by 5 wickets Phoenix 198 for 9 (40 overs) (D.S.Lehmann 56, M.P.Bicknell 3-27); Lions 199 for 5 (38.3 overs) (G.P.Thorpe 100*)

10th May 1998

Leeds: Phoenix 4 pts beat Lions 0 pts on faster scoring rate Phoenix 162 for 9 (40 overs) (J.E.Benjamin 3-16); Lions 67 for 7 (21.3 overs) (D.Gough 5-25)

5th Aug 2001

Headingley: Phoenix 4 pts beat Lions 0 pts by 67 runs Phoenix 230 for 7 (45 overs) (G.M.Hamilton 57, M.P.Bicknell 3-20); Lions 163 (40 overs) (M.R.Ramprakash 58, C.J.Elstob 4-25)

LEADING CATCHES (2001)

LIONS

| | |
|-----------------|---|
| A.D.Brown | 4 |
| E.S.H.Giddins | 4 |
| A.J.Holloioake | 4 |
| C.G.Greenidge | 3 |
| B.C.Holloioake | 2 |
| I.D.K.Salisbury | 1 |

PHOENIX

| | |
|----------------|----|
| D.Byas | 10 |
| D.S.Lehmann | 8 |
| M.J.Wood | 5 |
| C.White | 4 |
| R.J.Sidebottom | 3 |

ALL TIME HIGHEST TEAM SCORES

LIONS

| | |
|-----------|-----------|
| 375 for 4 | v Phoenix |
| 344 for 5 | v Hawks |
| 330 for 6 | v Dynamos |

PHOENIX

| | |
|-----------|-----------|
| 352 for 6 | v Outlaws |
| 318 for 7 | v Foxes |
| 298 for 9 | v Foxes |



Home team

Away team

Norwich Union League Division One – Wednesday, September 5th at Grace Road

2001 NORWICH UNION LEAGUE BATTING AVERAGES

FOXES

| Name | M | I | NO | Runs | HS | Avge |
|-----------------|----|----|----|------|-----|-------|
| D.J.Marsh | 5 | 5 | 2 | 206 | 97* | 68.66 |
| N.D.Burns | 13 | 10 | 3 | 327 | 90* | 46.71 |
| Shahid Afridi | 6 | 6 | 0 | 256 | 70 | 42.66 |
| A.Habib | 9 | 7 | 3 | 166 | 44 | 41.50 |
| I.J.Sutcliffe | 5 | 5 | 0 | 166 | 48 | 33.20 |
| J.M.Dakin | 9 | 8 | 1 | 227 | 65 | 32.42 |
| D.I.Stevens | 11 | 10 | 1 | 262 | 68* | 29.11 |
| B.F.Smith | 13 | 13 | 3 | 269 | 65* | 26.90 |
| D.L.Maddy | 13 | 12 | 3 | 231 | 46 | 25.66 |
| T.R.Ward | 8 | 8 | 0 | 156 | 56 | 19.50 |
| V.J.Wells | 13 | 13 | 0 | 171 | 39 | 13.15 |
| J.Ormond | 11 | 6 | 3 | 38 | 13* | 12.66 |
| P.A.J.DeFreitas | 9 | 6 | 1 | 62 | 33* | 12.40 |
| W.F.Stelling | 1 | 1 | 0 | 10 | 10 | 10.00 |
| S.A.J.Boswell | 12 | 6 | 3 | 26 | 23* | 8.66 |
| D.E.Malcolm | 4 | 1 | 1 | 2 | 2* | - |

BEARS

| Name | M | I | NO | Runs | HS | Avge |
|--------------|----|----|----|------|------|-------|
| D.P.Ostler | 6 | 6 | 2 | 320 | 134* | 80.00 |
| N.V.Knight | 9 | 8 | 1 | 206 | 53 | 29.42 |
| D.R.Brown | 12 | 9 | 0 | 259 | 73 | 28.77 |
| T.L.Penney | 12 | 9 | 3 | 170 | 35 | 28.33 |
| M.J.Powell | 12 | 10 | 1 | 248 | 78 | 27.55 |
| V.C.Drakes | 7 | 3 | 2 | 21 | 9 | 21.00 |
| M.A.Wagh | 9 | 8 | 1 | 143 | 70* | 20.42 |
| D.L.Hemp | 9 | 7 | 1 | 100 | 43* | 16.66 |
| K.J.Piper | 11 | 4 | 2 | 30 | 17 | 15.00 |
| A.F.Giles | 5 | 5 | 3 | 27 | 23 | 13.50 |
| M.A.Sheikh | 12 | 4 | 3 | 13 | 12* | 13.00 |
| N.M.K.Smith | 10 | 7 | 0 | 59 | 32 | 8.42 |
| N.M.Carter | 4 | 2 | 0 | 13 | 13 | 6.50 |
| C.E.Dagnall | 10 | 1 | 0 | 2 | 2 | 2.00 |
| A.Richardson | 3 | 1 | 1 | 0 | 0* | - |

CAREER ONE-DAY LEAGUE BATTING AVERAGES

FOXES

| Name | M | I | NO | Runs | HS | Avge |
|-----------------|-----|-----|----|------|------|-------|
| D.J.Marsh | 5 | 5 | 2 | 206 | 97* | 68.66 |
| Shahid Afridi | 6 | 6 | 0 | 256 | 70 | 42.66 |
| A.Habib | 69 | 62 | 16 | 1330 | 99* | 28.91 |
| T.R.Ward | 193 | 187 | 6 | 5213 | 131 | 28.80 |
| B.F.Smith | 153 | 150 | 18 | 3784 | 115 | 28.66 |
| D.L.Maddy | 116 | 105 | 12 | 2520 | 106* | 27.09 |
| V.J.Wells | 149 | 142 | 12 | 3083 | 101* | 23.71 |
| I.J.Sutcliffe | 29 | 28 | 1 | 580 | 96 | 21.48 |
| D.I.Stevens | 39 | 37 | 4 | 699 | 82 | 21.18 |
| W.F.Stelling | 2 | 2 | 1 | 20 | 10* | 20.00 |
| N.D.Burns | 132 | 102 | 26 | 1488 | 90* | 19.57 |
| P.A.J.DeFreitas | 197 | 149 | 24 | 2345 | 72* | 18.76 |
| J.M.Dakin | 99 | 87 | 12 | 1289 | 68* | 17.18 |
| J.Ormond | 49 | 31 | 18 | 169 | 18 | 13.00 |
| S.A.J.Boswell | 22 | 9 | 5 | 33 | 23* | 8.25 |
| D.E.Malcolm | 90 | 37 | 13 | 155 | 42 | 6.45 |

BEARS

| Name | M | I | NO | Runs | HS | Avge |
|--------------|-----|-----|----|------|------|-------|
| D.P.Ostler | 159 | 149 | 22 | 4100 | 134* | 32.28 |
| N.V.Knight | 121 | 110 | 15 | 3041 | 134 | 32.01 |
| T.L.Penney | 143 | 124 | 41 | 2334 | 83* | 28.12 |
| M.J.Powell | 31 | 26 | 4 | 586 | 78 | 26.63 |
| N.M.K.Smith | 194 | 162 | 20 | 3144 | 111* | 22.14 |
| D.R.Brown | 115 | 96 | 13 | 1695 | 78* | 20.42 |
| D.L.Hemp | 107 | 93 | 11 | 1643 | 83* | 20.03 |
| M.A.Wagh | 15 | 14 | 1 | 239 | 70* | 18.38 |
| A.F.Giles | 81 | 53 | 11 | 766 | 57 | 18.23 |
| K.J.Piper | 120 | 61 | 33 | 475 | 38* | 16.96 |
| V.C.Drakes | 45 | 35 | 8 | 415 | 40 | 15.37 |
| T.Frost | 23 | 9 | 3 | 88 | 22* | 14.66 |
| A.Richardson | 9 | 3 | 2 | 11 | 11* | 11.00 |
| M.A.Sheikh | 31 | 15 | 6 | 99 | 36 | 11.00 |
| N.M.Carter | 4 | 2 | 0 | 13 | 13 | 6.50 |
| C.E.Dagnall | 15 | 2 | 0 | 3 | 2 | 1.50 |

2001 NORWICH UNION LEAGUE BOWLING AVERAGES

FOXES

| Name | O | M | R | Wkts | Avge | Best |
|-----------------|------|----|-----|------|-------|------|
| W.F.Stelling | 8 | 1 | 20 | 2 | 10.00 | 2-20 |
| D.L.Maddy | 76.3 | 0 | 392 | 20 | 19.60 | 3-1 |
| V.J.Wells | 72 | 3 | 314 | 13 | 24.15 | 4-30 |
| J.Ormond | 95 | 12 | 355 | 14 | 25.35 | 3-16 |
| J.M.Dakin | 49.3 | 2 | 179 | 7 | 25.57 | 3-14 |
| Shahid Afridi | 47 | 1 | 233 | 9 | 25.88 | 3-45 |
| D.J.Marsh | 34.4 | 0 | 171 | 6 | 28.50 | 4-44 |
| S.A.J.Boswell | 88.3 | 9 | 380 | 12 | 31.66 | 3-32 |
| D.E.Malcolm | 26 | 1 | 129 | 4 | 32.25 | 3-34 |
| P.A.J.DeFreitas | 65.3 | 5 | 301 | 6 | 50.16 | 2-29 |
| D.I.Stevens | 0.3 | 0 | 1 | 0 | - | - |

BEARS

| Name | O | M | R | Wkts | Avge | Best |
|--------------|------|----|-----|------|-------|------|
| A.Richardson | 25.4 | 3 | 82 | 5 | 16.40 | 3-17 |
| N.M.Carter | 29 | 2 | 119 | 7 | 17.00 | 3-28 |
| D.R.Brown | 97.4 | 14 | 446 | 25 | 17.84 | 4-56 |
| N.M.K.Smith | 54.4 | 1 | 275 | 12 | 22.91 | 3-19 |
| C.E.Dagnall | 79 | 12 | 258 | 11 | 23.45 | 2-18 |
| A.F.Giles | 45 | 1 | 228 | 8 | 28.50 | 2-41 |
| M.A.Sheikh | 103 | 12 | 337 | 11 | 30.63 | 4-17 |
| V.C.Drakes | 61.4 | 11 | 239 | 7 | 34.14 | 3-35 |
| M.J.Powell | 12 | 0 | 58 | 0 | - | - |

CAREER ONE-DAY LEAGUE BOWLING AVERAGES

FOXES

| Name | Balls | Runs | Wkts | Avge | Best |
|-----------------|-------|------|------|-------|------|
| W.F.Stelling | 102 | 55 | 5 | 11.00 | 3-35 |
| J.Ormond | 2151 | 1446 | 67 | 21.58 | 4-12 |
| D.L.Maddy | 1700 | 1529 | 64 | 23.89 | 4-16 |
| Shahid Afridi | 282 | 233 | 9 | 25.88 | 3-45 |
| J.M.Dakin | 2661 | 2270 | 85 | 26.70 | 5-30 |
| V.J.Wells | 4847 | 3732 | 134 | 27.85 | 5-10 |
| D.E.Malcolm | 3853 | 3225 | 115 | 28.04 | 4-21 |
| S.A.J.Boswell | 909 | 650 | 23 | 28.26 | 3-32 |
| P.A.J.DeFreitas | 8067 | 5893 | 208 | 28.33 | 5-26 |
| D.J.Marsh | 208 | 171 | 6 | 28.50 | 4-44 |
| T.R.Ward | 228 | 187 | 6 | 31.16 | 3-20 |
| D.I.Stevens | 3 | 1 | 0 | - | - |
| A.Habib | 1 | 4 | 0 | - | - |

BEARS

| Name | Balls | Runs | Wkts | Avge | Best |
|--------------|-------|------|------|-------|------|
| N.M.Carter | 174 | 119 | 7 | 17.00 | 3-28 |
| C.E.Dagnall | 726 | 400 | 23 | 17.39 | 4-34 |
| A.F.Giles | 2993 | 2171 | 107 | 20.28 | 5-36 |
| A.Richardson | 403 | 276 | 12 | 23.00 | 3-17 |
| D.R.Brown | 4024 | 3006 | 129 | 23.30 | 4-42 |
| M.A.Sheikh | 1395 | 851 | 35 | 24.31 | 4-17 |
| N.M.K.Smith | 6187 | 4748 | 184 | 25.80 | 6-33 |
| D.L.Hemp | 74 | 86 | 3 | 28.66 | 2-43 |
| V.C.Drakes | 2008 | 1612 | 55 | 29.30 | 5-31 |
| M.J.Powell | 252 | 205 | 6 | 34.16 | 2-13 |
| N.V.Knight | 84 | 85 | 2 | 42.50 | 1-14 |
| T.L.Penney | 6 | 2 | 0 | - | - |
| D.P.Ostler | 6 | 4 | 0 | - | - |

LEICESTERSHIRE FOXES versus WARWICKSHIRE BEARS

MATCH PREVIEW

Norwich Union League First Division leaders Leicestershire Foxes will hope to have the chance to wrap up the title as they tackle Warwickshire Bears at Grace Road.

Depending on the result of their clash with Gloucestershire Gladiators, the Foxes could secure top spot regardless of what Kent Spitfires do in their remaining games if they can overcome the Bears.

The Foxes have enjoyed an outstanding season in the competition but, after two defeats at the hands of Somerset Sabres, will be aware the job is not done yet.

A repeat of their five-wicket win over the Bears in June would certainly go down nicely.

The Foxes met stiff middle-order resistance from Dominic Ostler (54) and Michael Powell (48) at Edgbaston, but their own deep batting line-up, led by Ben Smith's unbeaten 65 from number six, saw them home.

Containing England tourist Nick Knight will again be crucial to their chances.

LAST 3 ONE-DAY LEAGUE MEETINGS

6th June 1999

Leicester: Foxes 4 pts beat Bears 0 pts by 1 wicket Bears 212 for 7 (45 overs) (N.V.Knight 102*); Foxes 205 for 9 (42 overs) (B.F.Smith 66, D.R.Brown 3-34)

4th August 1999

Birmingham: Bears 0 pts lost to Foxes 4 pts by 71 runs Foxes 250 for 8 (45 overs) (D.I.Stevens 82); Bears 138 for 8 (34 overs) (M.S.Kasproicz 4-30, J.Ormond 3-30)

24th Jun 2001

Edgbaston: Bears 0 pts lost to Leicestershire 4 pts by 5 wickets Bears 221 for 7 (45 overs) (D.P.Ostler 54); Foxes 225 for 5 (43 overs) (B.F.Smith 65*)

LEADING CATCHES (2001)

FOXES

| | |
|-------------|---|
| V.J.Wells | 7 |
| D.I.Stevens | 5 |
| T.R.Ward | 4 |
| D.J.Marsh | 3 |
| A.Habib | 3 |

BEARS

| | |
|------------|---|
| D.P.Ostler | 6 |
| T.L.Penney | 5 |
| D.R.Brown | 3 |
| M.A.Sheikh | 3 |
| N.V.Knight | 2 |
| M.J.Powell | 2 |

ALL TIME HIGHEST TEAM SCORES

FOXES

| | |
|-----------|-------------|
| 344 for 4 | v Dynamos |
| 311 for 4 | v Spitfires |
| 301 for 7 | v Crusaders |

BEARS

| | |
|-----------|-----------|
| 301 for 6 | v Eagles |
| 300 for 9 | v Lions |
| 294 for 6 | v Outlaws |



Norwich Union League Division Two – Sunday, September 2nd at Riverside

2001 NORWICH UNION LEAGUE BATTING AVERAGES

DYNAMOS

| Name | M | I | NO | Runs | HS | Avge |
|-----------------|----|----|----|------|-----|-------|
| N.Peng | 11 | 11 | 1 | 454 | 121 | 45.40 |
| J.J.B.Lewis | 11 | 10 | 2 | 293 | 63* | 36.62 |
| M.L.Love | 11 | 11 | 1 | 352 | 89 | 35.20 |
| J.A.Daley | 3 | 3 | 1 | 70 | 32 | 35.00 |
| A.Pratt | 11 | 9 | 2 | 227 | 86 | 32.42 |
| P.D.Collingwood | 9 | 9 | 0 | 263 | 84 | 29.22 |
| M.A.Gough | 8 | 6 | 2 | 115 | 35 | 28.75 |
| D.R.Law | 11 | 11 | 1 | 223 | 47 | 22.30 |
| G.D.Bridge | 5 | 4 | 3 | 19 | 14* | 19.00 |
| N.C.Phillips | 6 | 3 | 2 | 18 | 13* | 18.00 |
| I.D.Hunter | 5 | 4 | 1 | 47 | 21 | 15.66 |
| M.P.Speight | 5 | 5 | 1 | 59 | 30 | 14.75 |
| S.J.Harmison | 5 | 2 | 1 | 12 | 11* | 12.00 |
| N.G.Hatch | 4 | 1 | 0 | 5 | 5 | 5.00 |
| A.M.Davies | 5 | 3 | 0 | 14 | 10 | 4.66 |
| J.E.Brinkley | 9 | 3 | 2 | 2 | 1* | 2.00 |

EAGLES

| Name | M | I | NO | Runs | HS | Avge |
|----------------|----|----|----|------|------|-------|
| B.J.Hyam | 2 | 2 | 1 | 39 | 30* | 39.00 |
| S.G.Law | 9 | 8 | 0 | 291 | 108 | 36.37 |
| R.C.Irani | 13 | 12 | 2 | 336 | 108* | 33.60 |
| A.P.Grayson | 13 | 12 | 1 | 307 | 52 | 27.90 |
| J.S.Foster | 11 | 10 | 3 | 184 | 56* | 26.28 |
| S.D.Peters | 12 | 11 | 1 | 233 | 66 | 23.30 |
| R.S.Clinton | 6 | 4 | 0 | 83 | 56 | 20.75 |
| D.D.J.Robinson | 13 | 12 | 0 | 203 | 40 | 16.91 |
| N.Hussain | 2 | 2 | 0 | 28 | 21 | 14.00 |
| G.R.Napier | 9 | 8 | 0 | 112 | 73 | 14.00 |
| P.J.Prichard | 1 | 1 | 0 | 13 | 13 | 13.00 |
| A.P.Cowan | 13 | 12 | 0 | 139 | 31 | 11.58 |
| T.J.Mason | 8 | 6 | 3 | 33 | 12 | 11.00 |
| J.E.Bishop | 8 | 6 | 2 | 28 | 14 | 7.00 |
| R.S.G.Anderson | 5 | 5 | 0 | 35 | 22 | 7.00 |
| M.C.Ilott | 4 | 3 | 2 | 5 | 3* | 5.00 |

CAREER ONE-DAY LEAGUE BATTING AVERAGES

DYNAMOS

| Name | M | I | NO | Runs | HS | Avge |
|-----------------|-----|-----|----|------|-----|-------|
| N.Peng | 15 | 15 | 1 | 500 | 121 | 35.71 |
| M.L.Love | 11 | 11 | 1 | 352 | 89 | 35.20 |
| J.A.Daley | 49 | 45 | 9 | 1206 | 105 | 33.50 |
| J.J.B.Lewis | 114 | 100 | 22 | 2232 | 102 | 28.61 |
| P.D.Collingwood | 76 | 73 | 6 | 1880 | 86 | 28.05 |
| M.P.Speight | 157 | 145 | 8 | 3608 | 126 | 26.33 |
| D.R.Law | 97 | 84 | 13 | 1638 | 82 | 23.07 |
| M.A.Gough | 16 | 13 | 3 | 223 | 36 | 22.30 |
| A.Pratt | 21 | 18 | 5 | 278 | 86 | 21.38 |
| G.D.Bridge | 5 | 4 | 3 | 19 | 14* | 19.00 |
| N.C.Phillips | 69 | 48 | 12 | 392 | 38* | 10.88 |
| N.Killeen | 70 | 42 | 14 | 279 | 32 | 9.96 |
| I.D.Hunter | 23 | 13 | 4 | 84 | 21 | 9.33 |
| S.J.Harmison | 19 | 8 | 5 | 18 | 11* | 6.00 |
| N.G.Hatch | 4 | 1 | 0 | 5 | 5 | 5.00 |
| A.M.Davies | 7 | 4 | 0 | 14 | 10 | 3.50 |

EAGLES

| Name | M | I | NO | Runs | HS | Avge |
|----------------|-----|-----|----|------|------|-------|
| S.G.Law | 80 | 78 | 4 | 2662 | 126 | 35.97 |
| N.Hussain | 145 | 134 | 18 | 3692 | 114 | 31.82 |
| W.I.Jefferson | 4 | 4 | 0 | 119 | 65 | 29.75 |
| R.C.Irani | 126 | 119 | 17 | 2722 | 108* | 26.68 |
| J.S.Foster | 17 | 16 | 6 | 265 | 56* | 26.50 |
| P.J.Prichard | 197 | 178 | 10 | 4328 | 107 | 25.76 |
| D.D.J.Robinson | 85 | 83 | 8 | 1888 | 129* | 25.17 |
| R.S.Clinton | 6 | 4 | 0 | 83 | 56 | 20.75 |
| A.P.Grayson | 139 | 115 | 17 | 1908 | 69* | 19.46 |
| S.D.Peters | 55 | 48 | 3 | 787 | 73* | 17.48 |
| G.R.Napier | 33 | 26 | 0 | 412 | 78 | 15.84 |
| B.J.Hyam | 32 | 22 | 5 | 216 | 37 | 12.70 |
| A.P.Cowan | 76 | 59 | 14 | 524 | 40* | 11.64 |
| M.C.Ilott | 122 | 75 | 27 | 522 | 56* | 10.87 |
| J.E.Bishop | 11 | 9 | 4 | 46 | 16* | 9.20 |
| T.J.Mason | 63 | 42 | 17 | 221 | 21* | 8.84 |

2001 NORWICH UNION LEAGUE BOWLING AVERAGES

DYNAMOS

| Name | O | M | R | Wkts | Avge | Best |
|-----------------|------|---|-----|------|-------|------|
| N.G.Hatch | 31 | 3 | 127 | 7 | 18.14 | 3-26 |
| A.M.Davies | 34 | 5 | 134 | 7 | 19.14 | 4-13 |
| S.J.Harmison | 32 | 3 | 171 | 8 | 21.37 | 4-43 |
| I.D.Hunter | 30 | 4 | 152 | 7 | 21.71 | 3-47 |
| N.C.Phillips | 50.4 | 3 | 214 | 9 | 23.77 | 4-21 |
| J.E.Brinkley | 56.3 | 5 | 234 | 8 | 29.25 | 2-19 |
| P.D.Collingwood | 55 | 1 | 244 | 8 | 30.50 | 3-21 |
| D.R.Law | 63.5 | 4 | 313 | 9 | 34.77 | 3-28 |
| M.A.Gough | 53 | 3 | 247 | 7 | 35.28 | 2-27 |
| G.D.Bridge | 39 | 1 | 180 | 5 | 36.00 | 2-42 |
| N.Killeen | 17 | 0 | 73 | 1 | 73.00 | 1-37 |

EAGLES

| Name | O | M | R | Wkts | Avge | Best |
|----------------|-------|----|-----|------|--------|------|
| G.R.Napier | 20.2 | 0 | 91 | 7 | 13.00 | 6-29 |
| A.P.Cowan | 106.5 | 10 | 477 | 16 | 29.81 | 5-14 |
| A.P.Grayson | 93 | 3 | 430 | 14 | 30.71 | 3-29 |
| R.C.Irani | 94.1 | 12 | 434 | 13 | 33.38 | 3-51 |
| A.C.McGarry | 12 | 0 | 71 | 2 | 35.50 | 1-26 |
| J.E.Bishop | 58 | 1 | 326 | 8 | 40.75 | 2-33 |
| A.J.Clark | 35 | 1 | 197 | 4 | 49.25 | 2-39 |
| M.C.Ilott | 28 | 0 | 189 | 3 | 63.00 | 3-20 |
| R.S.G.Anderson | 33.4 | 1 | 159 | 2 | 79.50 | 1-5 |
| T.J.Mason | 35.2 | 0 | 183 | 1 | 183.00 | 1-47 |
| T.J.Phillips | 5 | 1 | 12 | 0 | - | - |
| R.S.Clinton | 3 | 0 | 25 | 0 | - | - |

CAREER ONE-DAY LEAGUE BOWLING AVERAGES

DYNAMOS

| Name | Balls | Runs | Wkts | Avge | Best |
|-----------------|-------|------|------|-------|------|
| A.M.Davies | 288 | 193 | 12 | 16.08 | 4-13 |
| N.G.Hatch | 186 | 127 | 7 | 18.14 | 3-26 |
| I.D.Hunter | 936 | 714 | 28 | 25.50 | 4-29 |
| N.Killeen | 3061 | 2395 | 93 | 25.75 | 6-31 |
| N.C.Phillips | 2705 | 2175 | 73 | 29.79 | 4-13 |
| D.R.Law | 1941 | 1706 | 57 | 29.92 | 3-26 |
| P.D.Collingwood | 1481 | 1185 | 37 | 32.02 | 3-20 |
| J.E.Brinkley | 513 | 375 | 11 | 34.09 | 2-19 |
| G.D.Bridge | 234 | 180 | 5 | 36.00 | 2-42 |
| S.J.Harmison | 827 | 709 | 19 | 37.31 | 4-43 |
| M.A.Gough | 390 | 322 | 7 | 46.00 | 2-27 |
| J.A.Daley | 1 | 4 | 0 | - | - |
| J.J.B.Lewis | 8 | 35 | 0 | - | - |

EAGLES

| Name | Balls | Runs | Wkts | Avge | Best |
|----------------|-------|------|------|-------|------|
| G.R.Napier | 332 | 277 | 14 | 19.78 | 6-29 |
| R.C.Irani | 4496 | 3414 | 141 | 24.21 | 5-33 |
| D.D.J.Robinson | 17 | 26 | 1 | 26.00 | 1-7 |
| M.C.Ilott | 5126 | 3892 | 147 | 26.47 | 4-15 |
| A.P.Cowan | 3294 | 2499 | 89 | 28.07 | 5-14 |
| A.P.Grayson | 4652 | 4049 | 126 | 32.13 | 4-25 |
| A.C.McGarry | 174 | 134 | 4 | 33.50 | 2-20 |
| T.J.Phillips | 78 | 68 | 2 | 34.00 | 2-56 |
| S.G.Law | 904 | 791 | 22 | 35.95 | 4-37 |
| J.E.Bishop | 390 | 379 | 9 | 42.1 | 2-33 |
| T.J.Mason | 1910 | 1674 | 34 | 49.23 | 4-12 |
| A.J.Clark | 210 | 197 | 4 | 49.25 | 2-39 |
| R.S.G.Anderson | 606 | 509 | 7 | 72.71 | 3-32 |

DURHAM DYNAMOS versus ESSEX EAGLES

MATCH PREVIEW

Durham Dynamos will hope to keep up their pursuit of Glamorgan Dragons in the Norwich Union League with victory over the struggling Essex Eagles at Riverside.

The Dragons seized the initiative in the Division Two title race with victory over the Dynamos last time out but Jon Lewis' side will not be prepared to give up the fight just yet.

The second-placed Dynamos have now lost both of their games against the Dragons but, as England Academy choice Nicky Peng proved with 92 in the 24-run loss at Cardiff, they still have plenty of spirit.

The Eagles have languished in the lower reaches of the table all season and have won just three times. Their other points come from a tie with Middlesex Crusaders, who they beat in their last game thanks to an unbeaten 56 from Ronnie Irani, and a no result with Lancashire Lightning.

Their previous meeting with the Dynamos ended in a 24-run defeat when Peng again starred with an unbeaten 112.

LAST 3 ONE-DAY LEAGUE MEETINGS

4th June 2000
Ilford: Eagles 0 pts lost to **Dynamos** 4 pts by 7 runs
Dynamos 182 for 7 (45 overs) (S.M.Katich 61, J.J.B.Lewis 60, A.P.Cowan 3-24); **Eagles** 175 (44.5 overs) (S.G.Law 63, I.D.Hunter 4-29, P.D.Collingwood 3-29)

27th August 2000
Chester LS: Durham 0 pts lost to **Eagles** 4 pts by 1 wicket
Dynamos 188 for 8 (43 overs) (S.M.Katich 63, P.D.Collingwood 50, A.P.Cowan 3-51); **Eagles** 167 for 9 (32.1 overs) (W.I.Jefferson 50, N.Killeen 4-32, N.C.Phillips 3-34)


17th June 2001
Ilford: Eagles 0 pts lost to Durham 4 pts by 24 runs
Dynamos 264 for 3 (45 overs) (N.Peng 112*, J.J.B.Lewis 63*); **Eagles** 240 (43 overs) (R.S.Clinton 56, D.R.Law 3-28, I.D.Hunter 3-47)

LEADING CATCHES (2001)

| DYNAMOS | | EAGLES | |
|-----------------|---|-------------|---|
| M.L.Love | 6 | S.G.Law | 5 |
| P.D.Collingwood | 4 | A.P.Grayson | 5 |
| G.D.Bridge | 3 | R.C.Irani | 5 |
| N.C.Phillips | 3 | S.D.Peters | 4 |
| J.E.Brinkley | 3 | J.E.Bishop | 3 |

ALL TIME HIGHEST TEAM SCORES

| DYNAMOS | | EAGLES | |
|-----------|--------------|-----------|--------------|
| 281 for 2 | v Scorpions | 310 for 5 | v Dragons |
| 275 for 4 | v Sharks | 306 for 2 | v Outlaws |
| 266 for 6 | v Steelbacks | 303 for 7 | v Gladiators |



Norwich Union League Division Two – Sunday, September 2nd at Richmond

2001 NORWICH UNION LEAGUE BATTING AVERAGES

CRUSADERS

| Name | M | I | NO | Runs | HS | Avge |
|-----------------|----|----|----|------|-----|-------|
| J.W.M.Dalrymple | 6 | 5 | 3 | 68 | 38* | 34.00 |
| A.J.Strauss | 11 | 10 | 0 | 309 | 59 | 30.90 |
| P.N.Weekes | 11 | 10 | 0 | 240 | 55 | 24.00 |
| B.L.Hutton | 8 | 8 | 0 | 187 | 77 | 23.37 |
| D.C.Nash | 10 | 9 | 2 | 154 | 57* | 22.00 |
| R.M.S.Weston | 8 | 8 | 1 | 135 | 80* | 19.28 |
| O.A.Shah | 9 | 8 | 1 | 118 | 52* | 16.85 |
| A.R.C.Fraser | 7 | 3 | 1 | 29 | 17 | 14.50 |
| M.A.Roseberry | 6 | 6 | 0 | 85 | 35 | 14.16 |
| S.P.Fleming | 9 | 8 | 0 | 105 | 28 | 13.12 |
| J.P.Hewitt | 4 | 4 | 2 | 24 | 11* | 12.00 |
| C.B.Keegan | 11 | 9 | 3 | 56 | 16 | 9.33 |
| D.Alleyne | 1 | 1 | 0 | 8 | 8 | 8.00 |
| E.C.Joyce | 3 | 2 | 0 | 8 | 6 | 4.00 |
| T.F.Bloomfield | 7 | 3 | 1 | 5 | 2 | 2.50 |
| S.J.Cook | 8 | 6 | 1 | 10 | 6 | 2.00 |

SHARKS

| Name | M | I | NO | Runs | HS | Avge |
|-----------------|----|----|----|------|-----|-------|
| T.R.Ambrose | 2 | 2 | 0 | 108 | 87 | 54.00 |
| R.R.Montgomerie | 12 | 12 | 0 | 629 | 108 | 52.41 |
| M.W.Goodwin | 12 | 12 | 1 | 396 | 87 | 36.00 |
| C.J.Adams | 9 | 9 | 1 | 209 | 61* | 26.12 |
| W.J.House | 12 | 12 | 3 | 232 | 39 | 25.77 |
| B.Zuiderent | 10 | 9 | 0 | 202 | 65 | 22.44 |
| R.S.C.M-Jenkins | 5 | 4 | 2 | 44 | 26 | 22.00 |
| M.J.G.Davis | 11 | 6 | 1 | 64 | 27 | 12.80 |
| M.H.Yardy | 5 | 5 | 0 | 56 | 24 | 11.20 |
| U.B.A.Rashid | 6 | 6 | 2 | 41 | 28 | 10.25 |
| R.J.Kirtley | 12 | 6 | 2 | 39 | 11 | 9.75 |
| M.J.Prior | 10 | 8 | 1 | 50 | 25 | 7.14 |
| B.V.Taylor | 7 | 5 | 2 | 15 | 6 | 5.00 |
| M.A.Robinson | 12 | 6 | 4 | 7 | 4 | 3.50 |
| J.R.Carpenter | 2 | 1 | 0 | 3 | 3 | 3.00 |
| P.A.Cotter | 1 | 1 | 0 | 0 | 0 | 0.00 |

CAREER ONE-DAY LEAGUE BATTING AVERAGES

CRUSADERS

| Name | M | I | NO | Runs | HS | Avge |
|-----------------|-----|-----|----|------|------|-------|
| J.W.M.Dalrymple | 7 | 5 | 3 | 68 | 38* | 34.00 |
| M.A.Roseberry | 151 | 145 | 17 | 4018 | 119* | 31.39 |
| E.C.Joyce | 9 | 8 | 3 | 138 | 40* | 27.60 |
| O.A.Shah | 70 | 65 | 8 | 1533 | 134 | 26.89 |
| P.N.Weekes | 162 | 137 | 17 | 2946 | 119* | 24.55 |
| B.L.Hutton | 23 | 18 | 2 | 359 | 77 | 22.43 |
| A.J.Strauss | 34 | 32 | 2 | 636 | 90 | 21.20 |
| D.C.Nash | 49 | 37 | 7 | 606 | 57* | 20.20 |
| R.M.S.Weston | 36 | 35 | 3 | 599 | 80* | 18.71 |
| D.Alleyne | 13 | 13 | 0 | 200 | 58 | 15.38 |
| S.P.Fleming | 9 | 8 | 0 | 105 | 28 | 13.12 |
| J.P.Hewitt | 58 | 34 | 13 | 268 | 32* | 12.76 |
| A.R.C.Fraser | 188 | 77 | 35 | 489 | 33* | 11.64 |
| S.J.Cook | 37 | 27 | 4 | 217 | 28* | 9.43 |
| C.B.Keegan | 11 | 9 | 3 | 56 | 16 | 9.33 |
| T.F.Bloomfield | 29 | 9 | 4 | 36 | 15 | 7.20 |

SHARKS

| Name | M | I | NO | Runs | HS | Avge |
|-----------------|-----|-----|----|------|-----|-------|
| T.R.Ambrose | 2 | 2 | 0 | 108 | 87 | 54.00 |
| C.J.Adams | 172 | 165 | 26 | 5334 | 163 | 38.37 |
| M.W.Goodwin | 12 | 12 | 1 | 396 | 87 | 36.00 |
| R.R.Montgomerie | 77 | 76 | 4 | 2499 | 108 | 34.70 |
| P.A.Cotter | 161 | 137 | 27 | 2790 | 92* | 25.36 |
| W.J.House | 47 | 42 | 8 | 812 | 80* | 23.88 |
| J.R.Carpenter | 38 | 30 | 8 | 471 | 64* | 21.40 |
| B.Zuiderent | 19 | 17 | 0 | 353 | 68 | 20.76 |
| M.J.G.Davis | 11 | 6 | 1 | 64 | 27 | 12.80 |
| M.H.Yardy | 6 | 5 | 0 | 56 | 24 | 11.20 |
| R.J.Kirtley | 72 | 33 | 18 | 166 | 17* | 11.06 |
| U.B.A.Rashid | 44 | 28 | 4 | 241 | 34 | 10.04 |
| R.S.C.M-Jenkins | 52 | 35 | 3 | 294 | 44 | 9.18 |
| B.V.Taylor | 27 | 12 | 6 | 46 | 21* | 7.66 |
| M.J.Prior | 10 | 8 | 1 | 50 | 25 | 7.14 |
| J.D.Lewry | 32 | 17 | 6 | 43 | 10* | 3.90 |

2001 NORWICH UNION LEAGUE BOWLING AVERAGES

CRUSADERS

| Name | O | M | R | Wkts | Avge | Best |
|-----------------|------|----|-----|------|--------|------|
| A.R.C.Fraser | 61 | 12 | 159 | 15 | 10.60 | 3-13 |
| J.W.M.Dalrymple | 21.3 | 2 | 90 | 6 | 15.00 | 4-14 |
| C.B.Keegan | 83.5 | 6 | 370 | 22 | 16.81 | 5-17 |
| B.L.Hutton | 44 | 2 | 188 | 8 | 23.50 | 5-45 |
| J.P.Hewitt | 22 | 2 | 108 | 3 | 36.00 | 1-16 |
| P.N.Weekes | 80 | 5 | 325 | 8 | 40.62 | 3-28 |
| P.C.R.Tufnell | 17.2 | 1 | 85 | 2 | 42.50 | 1-36 |
| S.J.Cook | 51.3 | 4 | 235 | 5 | 47.00 | 2-33 |
| T.F.Bloomfield | 58 | 10 | 202 | 2 | 101.00 | 1-45 |

SHARKS

| Name | O | M | R | Wkts | Avge | Best |
|-----------------|-------|----|-----|------|-------|------|
| C.D.Hopkinson | 2 | 0 | 2 | 1 | 2.00 | 1-2 |
| B.V.Taylor | 58 | 10 | 217 | 11 | 19.72 | 3-29 |
| R.S.C.M-Jenkins | 37 | 4 | 147 | 7 | 21.00 | 3-20 |
| M.A.Robinson | 105 | 10 | 338 | 13 | 26.00 | 3-17 |
| R.J.Kirtley | 100.1 | 8 | 428 | 14 | 30.57 | 2-22 |
| C.J.Adams | 27 | 0 | 147 | 4 | 36.75 | 2-49 |
| J.D.Lewry | 18 | 2 | 78 | 2 | 39.00 | 1-37 |
| M.H.Yardy | 19 | 0 | 78 | 2 | 39.00 | 2-34 |
| M.J.G.Davis | 83 | 4 | 423 | 7 | 60.42 | 2-39 |
| U.B.A.Rashid | 42 | 1 | 234 | 3 | 78.00 | 1-45 |
| P.M.Havell | 4 | 0 | 20 | 0 | - | - |

CAREER ONE-DAY LEAGUE BOWLING AVERAGES

CRUSADERS

| Name | Balls | Runs | Wkts | Avge | Best |
|-----------------|-------|------|------|-------|------|
| C.B.Keegan | 503 | 370 | 22 | 16.81 | 5-17 |
| J.W.M.Dalrymple | 171 | 127 | 7 | 18.14 | 4-14 |
| A.R.C.Fraser | 8418 | 5397 | 213 | 25.33 | 5-32 |
| S.J.Cook | 1558 | 1126 | 43 | 26.18 | 3-16 |
| P.C.R.Tufnell | 1652 | 1277 | 47 | 27.17 | 5-28 |
| P.N.Weekes | 5601 | 4660 | 170 | 27.41 | 4-26 |
| B.L.Hutton | 450 | 384 | 14 | 27.42 | 5-45 |
| J.P.Hewitt | 2055 | 1526 | 55 | 27.74 | 4-24 |
| T.F.Bloomfield | 1212 | 880 | 23 | 38.26 | 2-8 |
| O.A.Shah | 151 | 176 | 3 | 58.66 | 1-4 |
| M.A.Roseberry | 4 | 7 | 0 | - | - |

SHARKS

| Name | Balls | Runs | Wkts | Avge | Best |
|-----------------|-------|------|------|-------|------|
| C.D.Hopkinson | 12 | 2 | 1 | 2.00 | 1-2 |
| R.J.Kirtley | 2998 | 2354 | 103 | 22.85 | 4-21 |
| J.D.Lewry | 1330 | 1072 | 44 | 24.36 | 4-29 |
| B.V.Taylor | 1152 | 869 | 35 | 24.82 | 3-22 |
| U.B.A.Rashid | 1786 | 1402 | 53 | 26.45 | 5-24 |
| C.J.Adams | 872 | 799 | 27 | 29.59 | 5-16 |
| R.S.C.M-Jenkins | 2166 | 1479 | 46 | 32.15 | 3-20 |
| M.A.Robinson | 7451 | 5209 | 159 | 32.76 | 4-23 |
| W.J.House | 470 | 375 | 11 | 34.09 | 3-34 |
| P.A.Cotter | 509 | 523 | 15 | 34.86 | 4-56 |
| M.H.Yardy | 132 | 93 | 2 | 46.50 | 2-34 |
| M.J.G.Davis | 498 | 423 | 7 | 60.42 | 2-39 |
| J.R.Carpenter | 6 | 15 | 0 | - | - |

MIDDLESEX CRUSADERS versus SUSSEX SHARKS

MATCH PREVIEW

Middlesex Crusaders and Sussex Sharks will have little to play for but pride but will still hope to put on a good show in their Norwich Union League meeting at Richmond.

The Crusaders have found little going their way this term with just two wins to their name and they were again out of luck as Essex Eagles beat them under the lights last time out.

Angus Fraser's men could muster just 173 at Colchester and were beaten by four wickets as Stuart Law and Ronnie Irani hit half-centuries.

Their clash with the Sharks comes one month after the two sides first met in a low-scoring floodlit encounter at Hove.

The prolific Murray Goodwin was again the difference as the Sharks scraped home by seven runs thanks largely to his 68. Paul Weekes scored 55 in reply but the tight bowling of Robin Martin-Jenkins and Billy Taylor saw the Sharks home.

LAST 3 ONE-DAY LEAGUE MEETINGS

31st May 1999
Lord's: Crusaders 0 pts lost to Sharks 4 pts by 9 wickets Crusaders 155 for 8 (45 overs) (C.J.Adams 3-22); Sharks 156 for 1 (41.3 overs) (M.J.Di Venuto 79*)

18th July 1999
Arundel: Sharks 4 pts beat Crusaders 0 pts by 9 runs Sharks 297 for 5 (45 overs) (C.J.Adams 163, J.R.Carpenter 60*); Crusaders 288 for 6 (45 overs) (O.A.Shah 134, J.L.Langer 51)

1st Aug 2001
Hove: Sharks 4 pts beat Crusaders 0 pts by 7 runs Sharks 161 for 7 (45 overs) (M.W.Goodwin 68, P.N.Weekes 3-28); Crusaders 154 for 9 (45 overs) (P.N.Weekes 55, R.S.C.Martin-Jenkins 3-20)

LEADING CATCHES (2001)

| CRUSADERS | | SHARKS | |
|--------------|---|----------------------|---|
| P.N.Weekes | 8 | W.J.House | 4 |
| O.A.Shah | 4 | M.W.Goodwin | 4 |
| R.M.S.Weston | 3 | R.S.C.Martin-Jenkins | 3 |
| B.L.Hutton | 3 | B.V.Taylor | 3 |
| E.C.Joyce | 2 | R.J.Kirtley | 3 |
| | | C.J.Adams | 2 |

ALL TIME HIGHEST TEAM SCORES

| CRUSADERS | | SHARKS | |
|-----------|-----------|-----------|--------------|
| 290 for 6 | v Royals | 312 for 8 | v Hawks |
| 288 for 6 | v Sharks | 310 for 9 | v Lions |
| 287 for 5 | v Dragons | 302 for 8 | v Somerseset |



Home team

Away team

Norwich Union League Division Two – Sunday, September 2nd at Colchester

2001 NORWICH UNION LEAGUE BATTING AVERAGES

ROYALS

| Name | M | I | NO | Runs | HS | Avge |
|-----------------|----|----|----|------|-----|-------|
| S.J.Rhodes | 11 | 10 | 8 | 121 | 39* | 60.50 |
| V.S.Solanki | 12 | 12 | 2 | 490 | 91* | 49.00 |
| S.R.Lampitt | 12 | 7 | 6 | 45 | 27* | 45.00 |
| G.A.Hick | 12 | 12 | 1 | 358 | 87 | 32.54 |
| P.R.Pollard | 5 | 5 | 0 | 153 | 62 | 30.60 |
| D.A.Leatherdale | 12 | 12 | 2 | 285 | 55* | 28.50 |
| D.J.Pipe | 1 | 1 | 0 | 26 | 26 | 26.00 |
| W.P.C.Weston | 8 | 8 | 0 | 202 | 134 | 25.25 |
| A.Singh | 12 | 12 | 0 | 220 | 80 | 18.33 |
| A.J.Bichel | 12 | 10 | 1 | 123 | 36* | 13.66 |
| N.R.Boulton | 3 | 3 | 0 | 22 | 20 | 7.33 |
| M.J.Rawnsley | 11 | 2 | 1 | 5 | 4* | 5.00 |
| Kabir Ali | 7 | 2 | 0 | 10 | 6 | 5.00 |
| A.Sheriyar | 12 | 3 | 0 | 9 | 9 | 3.00 |
| D.N.Catterall | 1 | 1 | 0 | 0 | 0 | 0.00 |
| C.G.Liptrot | 1 | 0 | 0 | 0 | 0 | - |

DRAGONS

| Name | M | I | NO | Runs | HS | Avge |
|-------------|----|----|----|------|------|-------|
| M.P.Maynard | 13 | 13 | 6 | 444 | 116* | 63.42 |
| K.Newell | 13 | 13 | 1 | 426 | 97 | 35.50 |
| J.P.Maher | 12 | 12 | 1 | 361 | 94 | 32.81 |
| R.D.B.Croft | 12 | 12 | 0 | 387 | 92 | 32.25 |
| I.J.Thomas | 6 | 5 | 0 | 155 | 53 | 31.00 |
| M.J.Powell | 13 | 12 | 4 | 225 | 46 | 28.12 |
| A.Dale | 13 | 8 | 1 | 192 | 52* | 27.42 |
| S.D.Thomas | 13 | 9 | 4 | 115 | 25* | 23.00 |
| S.P.James | 7 | 6 | 1 | 112 | 52* | 22.40 |
| A.D.Shaw | 4 | 2 | 1 | 15 | 9* | 15.00 |
| A.W.Evans | 1 | 1 | 0 | 4 | 4 | 4.00 |
| D.A.Cosker | 10 | 3 | 0 | 8 | 5 | 2.66 |
| S.L.Watkin | 7 | 2 | 0 | 5 | 3 | 2.50 |
| O.T.Parkin | 10 | 2 | 1 | 2 | 2* | 2.00 |
| A.P.Davies | 7 | 2 | 2 | 11 | 10* | - |
| A.G.Wharf | 2 | 0 | 0 | 0 | 0 | - |

CAREER ONE-DAY LEAGUE BATTING AVERAGES

ROYALS

| Name | M | I | NO | Runs | HS | Avge |
|-----------------|-----|-----|----|------|------|-------|
| G.A.Hick | 212 | 203 | 34 | 7541 | 130 | 44.62 |
| P.R.Pollard | 125 | 114 | 10 | 3502 | 132* | 33.67 |
| V.S.Solanki | 99 | 84 | 12 | 1963 | 120* | 27.26 |
| W.P.C.Weston | 87 | 74 | 8 | 1544 | 134 | 23.39 |
| D.J.Pipe | 7 | 6 | 0 | 132 | 45 | 22.00 |
| A.Singh | 36 | 36 | 1 | 744 | 86 | 21.25 |
| D.A.Leatherdale | 169 | 143 | 23 | 2430 | 70* | 20.25 |
| S.J.Rhodes | 256 | 165 | 51 | 2222 | 48* | 19.49 |
| S.R.Lampitt | 192 | 117 | 42 | 1394 | 41* | 18.58 |
| A.J.Bichel | 12 | 10 | 1 | 123 | 36* | 13.66 |
| N.R.Boulton | 3 | 3 | 0 | 22 | 20 | 7.33 |
| A.Sheriyar | 66 | 20 | 11 | 63 | 19 | 7.00 |
| D.N.Catterall | 11 | 6 | 2 | 27 | 11* | 6.75 |
| Kabir Ali | 18 | 9 | 4 | 24 | 7 | 4.80 |
| M.J.Rawnsley | 35 | 15 | 4 | 43 | 7 | 3.90 |
| C.G.Liptrot | 5 | 3 | 3 | 18 | 15* | - |

DRAGONS

| Name | M | I | NO | Runs | HS | Avge |
|-------------|-----|-----|----|------|-----|-------|
| S.P.James | 138 | 133 | 17 | 3889 | 107 | 33.52 |
| M.P.Maynard | 224 | 216 | 22 | 6385 | 132 | 32.91 |
| J.P.Maher | 12 | 12 | 1 | 361 | 94 | 32.81 |
| I.J.Thomas | 10 | 9 | 0 | 255 | 53 | 28.33 |
| A.Dale | 173 | 151 | 20 | 3698 | 82 | 28.22 |
| M.J.Powell | 60 | 57 | 10 | 1156 | 86 | 24.59 |
| K.Newell | 83 | 74 | 5 | 1587 | 97 | 23.00 |
| R.D.B.Croft | 149 | 122 | 27 | 2103 | 92 | 22.13 |
| A.W.Evans | 36 | 31 | 5 | 545 | 108 | 20.96 |
| A.G.Wharf | 34 | 20 | 8 | 217 | 38* | 18.08 |
| A.D.Shaw | 56 | 38 | 9 | 436 | 48 | 15.03 |
| S.D.Thomas | 70 | 52 | 10 | 540 | 38* | 12.85 |
| A.P.Davies | 17 | 9 | 5 | 38 | 18 | 9.50 |
| D.A.Cosker | 51 | 26 | 8 | 158 | 27* | 8.77 |
| S.L.Watkin | 158 | 66 | 24 | 270 | 31* | 6.42 |
| O.T.Parkin | 65 | 24 | 10 | 43 | 6 | 3.07 |

2001 NORWICH UNION LEAGUE BOWLING AVERAGES

ROYALS

| Name | O | M | R | Wkts | Avge | Best |
|-----------------|------|----|-----|------|-------|------|
| A.J.Bichel | 94.2 | 19 | 346 | 24 | 14.41 | 5-21 |
| Kabir Ali | 45.5 | 6 | 210 | 13 | 16.15 | 4-22 |
| S.R.Lampitt | 94 | 10 | 343 | 18 | 19.05 | 4-37 |
| G.A.Hick | 26.4 | 1 | 137 | 7 | 19.57 | 3-41 |
| D.A.Leatherdale | 45.5 | 1 | 173 | 8 | 21.62 | 3-11 |
| A.Sheriyar | 88.2 | 9 | 398 | 18 | 22.11 | 3-23 |
| M.J.Rawnsley | 73 | 1 | 331 | 11 | 30.09 | 2-32 |
| C.G.Liptrot | 3 | 0 | 18 | 0 | - | - |
| D.N.Catterall | 4 | 0 | 31 | 0 | - | - |
| V.S.Solanki | 8 | 0 | 51 | 0 | - | - |

DRAGONS

| Name | O | M | R | Wkts | Avge | Best |
|-------------|------|---|-----|------|-------|------|
| A.P.Davies | 51 | 4 | 239 | 17 | 14.05 | 5-39 |
| A.G.Wharf | 16 | 1 | 76 | 5 | 15.20 | 3-23 |
| A.Dale | 49.2 | 1 | 199 | 10 | 19.90 | 3-22 |
| R.D.B.Croft | 84.2 | 5 | 281 | 14 | 20.07 | 4-33 |
| S.D.Thomas | 74.3 | 5 | 351 | 17 | 20.64 | 3-27 |
| K.Newell | 4 | 0 | 23 | 1 | 23.00 | 1-12 |
| D.A.Cosker | 76 | 5 | 334 | 13 | 25.69 | 3-40 |
| O.T.Parkin | 64.5 | 6 | 349 | 13 | 26.84 | 3-37 |
| S.L.Watkin | 58 | 8 | 239 | 4 | 59.75 | 2-26 |

CAREER ONE-DAY LEAGUE BOWLING AVERAGES

ROYALS

| Name | Balls | Runs | Wkts | Avge | Best |
|-----------------|-------|------|------|-------|------|
| W.P.C.Weston | 6 | 2 | 1 | 2.00 | 1-2 |
| A.J.Bichel | 566 | 346 | 24 | 14.41 | 5-21 |
| Kabir Ali | 656 | 528 | 26 | 20.30 | 4-22 |
| D.A.Leatherdale | 1839 | 1525 | 74 | 20.60 | 4-19 |
| S.R.Lampitt | 6993 | 5327 | 216 | 24.66 | 5-67 |
| A.Sheriyar | 2258 | 1927 | 75 | 25.69 | 4-18 |
| C.G.Liptrot | 121 | 135 | 5 | 27.00 | 3-44 |
| G.A.Hick | 2810 | 2432 | 87 | 27.95 | 4-21 |
| M.J.Rawnsley | 1219 | 931 | 33 | 28.21 | 5-26 |
| V.S.Solanki | 198 | 206 | 4 | 51.50 | 1-9 |
| D.N.Catterall | 336 | 267 | 3 | 89.00 | 2-35 |

DRAGONS

| Name | Balls | Runs | Wkts | Avge | Best |
|-------------|-------|------|------|-------|------|
| A.P.Davies | 676 | 520 | 29 | 17.93 | 5-39 |
| S.D.Thomas | 2564 | 2139 | 90 | 23.76 | 7-16 |
| O.T.Parkin | 2810 | 2204 | 91 | 24.21 | 5-28 |
| S.L.Watkin | 7003 | 5004 | 187 | 26.75 | 5-23 |
| R.D.B.Croft | 6232 | 4510 | 145 | 31.10 | 6-20 |
| D.A.Cosker | 2220 | 1806 | 58 | 31.13 | 3-18 |
| A.Dale | 5309 | 4542 | 142 | 31.98 | 6-22 |
| K.Newell | 1139 | 947 | 29 | 32.65 | 5-33 |
| A.G.Wharf | 1342 | 1081 | 28 | 38.60 | 3-23 |
| M.P.Maynard | 64 | 64 | 1 | 64.00 | 1-13 |

WORCESTERSHIRE ROYALS versus GLAMORGAN DRAGONS

MATCH PREVIEW

■ Norwich Union League Second Division leaders Glamorgan Dragons face another stern test of their title credentials as they take on promotion rivals Worcestershire Royals.

The Welshmen have had a tough run of games but have come through both their last two fixtures against top-four sides with victories.

The Dragons first overcame second-placed Durham Dynamos at Cardiff and then edged out Hampshire Hawks in a day/night clash two days later.

Former skipper Matthew Maynard, revelling in his dual wicketkeeper-batsman role, has been in superb form, scoring 54 and then 116 not out respectively in each of those games.

The third-placed Royals are feeling the heat after going down to the Hawks in a rain-hit affair at New Road, their third game without a win. They were also overwhelmed by 111 runs last time they met the Dragons and will be anxious to avoid a repeat.

LAST 3 ONE-DAY LEAGUE MEETINGS

20th July 1997
Worcester: Royals 4 pts beat Dragons 0 pts by 45 runs Royals 242 for 3 (40 overs) (T.S.Curtis 93, G.R.Haynes 64*); Glamorgan 197 (36 overs)

14th June 1998
Cardiff: Dragons 0 pts lost to Royals 4 pts by 7 wickets Dragons 129 for 7 (19 overs); Royals 131 for 3 (18.4 overs) (G.A.Hick 65)


24th Jun 2001
Cardiff: Dragons 4 pts beat Royals 0 pts by 111 runs Dragons 305 for 6 (45 overs) (J.P.Maher 94, R.D.B.Croft 59, A.Dale 52*); Royals 194 (34.3 overs) (R.D.B.Croft 3-31)

LEADING CATCHES (2001)

| ROYALS | | DRAGONS | |
|-----------------|---|-------------|---|
| D.A.Leatherdale | 8 | M.J.Powell | 7 |
| A.J.Bichel | 6 | J.P.Maher | 6 |
| S.R.Lampitt | 5 | D.A.Cosker | 5 |
| G.A.Hick | 4 | R.D.B.Croft | 3 |
| V.S.Solanki | 4 | A.Dale | 3 |

ALL TIME HIGHEST TEAM SCORES

| ROYALS | | DRAGONS | |
|-----------|-------------|-----------|-------------|
| 307 for 4 | v Scorpions | 294 for 4 | v Lions |
| 287 for 4 | v Bears | 287 for 8 | v Crusaders |
| 283 for 4 | v Spitfires | 285 | v Eagles |



Away team

Home team

Norwich Union League Division Two – Monday, September 3rd at Old Trafford

2001 NORWICH UNION LEAGUE BATTING AVERAGES

LIGHTNING

| Name | M | I | NO | Runs | HS | Avge |
|-----------------|----|----|----|------|-----|-------|
| N.H.Fairbrother | 11 | 10 | 3 | 312 | 101 | 44.57 |
| J.P.Crawley | 12 | 12 | 3 | 329 | 84* | 36.55 |
| G.D.Lloyd | 8 | 7 | 0 | 208 | 56 | 29.71 |
| M.A.Atherton | 4 | 4 | 0 | 107 | 62 | 26.75 |
| A.Flintoff | 12 | 12 | 0 | 246 | 78 | 20.50 |
| G.Chapple | 11 | 11 | 0 | 204 | 56 | 18.54 |
| J.C.Scuderi | 6 | 4 | 0 | 68 | 42 | 17.00 |
| W.K.Hegg | 8 | 7 | 2 | 71 | 26 | 14.20 |
| C.P.Schofield | 12 | 9 | 3 | 85 | 20 | 14.16 |
| G.Yates | 6 | 4 | 2 | 28 | 16 | 14.00 |
| M.J.Chilton | 8 | 7 | 1 | 68 | 34 | 11.33 |
| J.Wood | 10 | 5 | 2 | 33 | 19* | 11.00 |
| P.J.Martin | 6 | 3 | 1 | 14 | 6 | 7.00 |
| T.W.Roberts | 2 | 2 | 0 | 13 | 12 | 6.50 |
| J.J.Haynes | 4 | 2 | 0 | 11 | 11 | 5.50 |
| M.P.Smethurst | 4 | 3 | 2 | 4 | 2* | 4.00 |

SCORPIANS

| Name | M | I | NO | Runs | HS | Avge |
|-----------------|----|----|----|------|-----|-------|
| D.G.Cork | 2 | 2 | 1 | 87 | 83* | 87.00 |
| R.J.Bailey | 13 | 13 | 2 | 396 | 94 | 36.00 |
| K.M.Krikken | 11 | 10 | 4 | 193 | 42* | 32.16 |
| M.J.Di Venuto | 10 | 10 | 0 | 276 | 71 | 27.60 |
| S.D.Stubbings | 10 | 10 | 1 | 236 | 96* | 26.22 |
| C.W.G.Bassano | 6 | 6 | 0 | 148 | 45 | 24.66 |
| M.P.Dowman | 12 | 12 | 0 | 256 | 64 | 21.33 |
| W.G.Khan | 4 | 4 | 1 | 58 | 30* | 19.33 |
| N.R.C.Dumelow | 7 | 6 | 1 | 91 | 31 | 18.20 |
| L.D.Sutton | 10 | 10 | 2 | 139 | 42* | 17.37 |
| P.Aldred | 8 | 5 | 1 | 63 | 37 | 15.75 |
| A.D.Edwards | 7 | 3 | 1 | 18 | 17 | 9.00 |
| J.P.Pyemont | 1 | 1 | 0 | 7 | 7 | 7.00 |
| G.Welch | 13 | 11 | 0 | 60 | 17 | 5.45 |
| T.A.Munton | 6 | 2 | 1 | 4 | 3 | 4.00 |
| R.K.Illingworth | 6 | 3 | 3 | 45 | 21* | - |

CAREER ONE-DAY LEAGUE BATTING AVERAGES

LIGHTNING

| Name | M | I | NO | Runs | HS | Avge |
|-----------------|-----|-----|----|------|------|-------|
| N.H.Fairbrother | 248 | 230 | 59 | 6883 | 116* | 40.25 |
| M.A.Atherton | 107 | 104 | 8 | 3508 | 111 | 36.54 |
| G.D.Lloyd | 177 | 161 | 27 | 4062 | 134 | 30.31 |
| J.P.Crawley | 110 | 107 | 9 | 2738 | 100 | 27.93 |
| A.Flintoff | 53 | 52 | 2 | 1259 | 143 | 25.18 |
| W.K.Hegg | 209 | 126 | 50 | 1544 | 52 | 20.31 |
| I.D.Austin | 194 | 117 | 47 | 1177 | 48 | 16.81 |
| C.P.Schofield | 26 | 20 | 5 | 243 | 34 | 16.20 |
| G.Yates | 107 | 48 | 24 | 374 | 38 | 15.58 |
| M.J.Chilton | 28 | 26 | 2 | 355 | 44 | 14.79 |
| M.Muralitharan | 12 | 2 | 1 | 14 | 13* | 14.00 |
| J.C.Scuderi | 12 | 8 | 1 | 98 | 42 | 14.00 |
| G.Chapple | 102 | 46 | 14 | 445 | 56 | 13.90 |
| R.C.Driver | 10 | 10 | 0 | 131 | 52 | 13.10 |
| P.J.Martin | 119 | 35 | 18 | 191 | 35* | 11.23 |
| J.Wood | 81 | 55 | 20 | 366 | 28* | 10.45 |

SCORPIANS

| Name | M | I | NO | Runs | HS | Avge |
|-----------------|-----|-----|----|------|------|-------|
| R.J.Bailey | 253 | 238 | 36 | 7025 | 125* | 34.77 |
| M.J.Di Venuto | 40 | 40 | 4 | 1244 | 94* | 34.55 |
| C.W.G.Bassano | 6 | 6 | 0 | 148 | 45 | 24.66 |
| S.D.Stubbings | 32 | 31 | 2 | 622 | 96* | 21.44 |
| D.G.Cork | 98 | 82 | 9 | 1365 | 83* | 18.69 |
| G.Welch | 86 | 68 | 19 | 914 | 71 | 18.65 |
| M.P.Dowman | 87 | 87 | 4 | 1540 | 74* | 18.55 |
| N.R.C.Dumelow | 7 | 6 | 1 | 91 | 31 | 18.20 |
| T.Lungley | 8 | 4 | 1 | 53 | 15 | 17.66 |
| K.M.Krikken | 133 | 97 | 33 | 1127 | 44* | 17.60 |
| L.D.Sutton | 20 | 19 | 3 | 272 | 53* | 17.00 |
| K.J.Dean | 53 | 22 | 15 | 103 | 16* | 14.71 |
| J.P.Pyemont | 17 | 17 | 1 | 225 | 50 | 14.06 |
| R.K.Illingworth | 233 | 111 | 52 | 780 | 31 | 13.22 |
| P.Aldred | 63 | 35 | 11 | 294 | 39* | 12.25 |
| W.G.Khan | 21 | 19 | 1 | 201 | 33 | 11.16 |

2001 NORWICH UNION LEAGUE BOWLING AVERAGES

LIGHTNING

| Name | O | M | R | Wkts | Avge | Best |
|----------------|------|----|-----|------|-------|------|
| M.Muralitharan | 40 | 10 | 92 | 5 | 18.40 | 2-24 |
| G.Chapple | 83.5 | 5 | 337 | 17 | 19.82 | 3-19 |
| C.P.Schofield | 59.5 | 1 | 309 | 15 | 20.60 | 4-41 |
| J.C.Scuderi | 41 | 3 | 179 | 8 | 22.37 | 3-28 |
| A.Flintoff | 60.5 | 4 | 271 | 12 | 22.58 | 3-16 |
| P.J.Martin | 48.5 | 4 | 216 | 7 | 30.85 | 2-24 |
| I.D.Austin | 6.5 | 1 | 32 | 1 | 32.00 | 1-32 |
| G.Keedy | 4 | 0 | 37 | 1 | 37.00 | 1-37 |
| J.Wood | 66 | 8 | 319 | 8 | 39.87 | 2-20 |
| M.P.Smethurst | 18 | 4 | 83 | 2 | 41.50 | 1-9 |
| G.Yates | 39 | 2 | 162 | 2 | 81.00 | 1-20 |

SCORPIANS

| Name | O | M | R | Wkts | Avge | Best |
|-----------------|-------|----|-----|------|-------|------|
| W.G.Khan | 2 | 1 | 7 | 1 | 7.00 | 1-7 |
| T.Lungley | 40 | 6 | 152 | 12 | 12.66 | 4-28 |
| T.A.Munton | 51 | 12 | 166 | 10 | 16.60 | 4-31 |
| D.G.Cork | 18 | 2 | 60 | 3 | 20.00 | 3-38 |
| P.Aldred | 53 | 4 | 268 | 12 | 22.33 | 3-17 |
| R.K.Illingworth | 47.1 | 0 | 209 | 9 | 23.22 | 3-52 |
| G.Welch | 107.4 | 16 | 410 | 16 | 25.62 | 5-22 |
| L.J.Wharton | 62 | 4 | 252 | 9 | 28.00 | 3-23 |
| N.R.C.Dumelow | 49 | 1 | 263 | 7 | 37.57 | 3-32 |
| R.J.Bailey | 46 | 0 | 227 | 4 | 56.75 | 2-28 |
| A.D.Edwards | 45 | 1 | 242 | 3 | 80.66 | 1-25 |

CAREER ONE-DAY LEAGUE BOWLING AVERAGES

LIGHTNING

| Name | Balls | Runs | Wkts | Avge | Best |
|----------------|-------|------|------|-------|------|
| M.Muralitharan | 578 | 280 | 15 | 18.66 | 3-12 |
| A.Flintoff | 1235 | 900 | 43 | 20.93 | 4-24 |
| P.J.Martin | 4765 | 3407 | 150 | 22.71 | 5-21 |
| M.J.Chilton | 180 | 182 | 7 | 26.00 | 3-41 |
| I.D.Austin | 8087 | 5789 | 217 | 26.67 | 5-56 |
| G.Chapple | 4067 | 3140 | 115 | 27.30 | 6-25 |
| C.P.Schofield | 952 | 780 | 28 | 27.85 | 4-41 |
| J.C.Scuderi | 426 | 344 | 12 | 28.66 | 3-28 |
| G.Yates | 3780 | 3092 | 100 | 30.92 | 4-34 |
| G.Keedy | 400 | 361 | 11 | 32.81 | 5-30 |
| M.A.Atherton | 216 | 248 | 7 | 35.42 | 3-33 |
| J.Wood | 3477 | 2836 | 74 | 38.32 | 4-17 |

SCORPIANS

| Name | Balls | Runs | Wkts | Avge | Best |
|-----------------|-------|------|------|-------|------|
| W.G.Khan | 12 | 7 | 1 | 7.00 | 1-7 |
| T.Lungley | 396 | 256 | 17 | 15.05 | 4-28 |
| R.K.Illingworth | 8938 | 6413 | 273 | 23.49 | 5-24 |
| T.M.Smith | 423 | 446 | 16 | 27.87 | 4-38 |
| D.G.Cork | 4186 | 3230 | 114 | 28.33 | 6-21 |
| T.A.Munton | 7769 | 4999 | 176 | 28.40 | 5-23 |
| L.J.Wharton | 648 | 468 | 15 | 31.20 | 3-23 |
| K.J.Dean | 2234 | 1749 | 56 | 31.23 | 5-32 |
| P.Aldred | 2376 | 2067 | 66 | 31.31 | 4-41 |
| A.R.K.Pierson | 2811 | 2306 | 68 | 33.91 | 5-36 |
| G.Welch | 3305 | 2450 | 67 | 36.56 | 5-22 |
| N.R.C.Dumelow | 294 | 263 | 7 | 37.57 | 3-32 |

LANCASHIRE LIGHTNING versus DERBYSHIRE SCORPIANS

MATCH PREVIEW

Former England skipper Michael Atherton is likely to make his final Norwich Union League appearance at Old Trafford as Lancashire Lightning take on Second Division bottom-side Derbyshire Scorpions.

The Lightning opener has decided to call time on his career at the end of the season and the Lancashire faithful are running out of chances to see one of their stars in action.

He will join a Lightning side that has failed to live up to expectations this year, but one which proved their ability with a convincing win over promotion-chasing Hampshire Hawks on Bank Holiday Monday.

Little has gone right for the Scorpions all season but they still have the chance to do the double over the Lightning, as the day/night encounter at Old Trafford is their first meeting of the season.

They will need to improve on their last performance however, when they lost to Sussex Sharks by seven wickets despite Steve Stubbings' unbeaten 96.

LAST 3 ONE-DAY LEAGUE MEETINGS

21st July 1996

Manchester: Lightning 0 pts lost to Scorpions 4 pts by 5 wickets Lightning 188 (36.3 overs) (C.M.Wells 4-20, A.J.Harris 3-41); Derbyshire 191 for 5 (35.5 overs) (P.A.J.DeFreitas 50*)

4th May 1997

Derby: Derbyshire 0 pts lost to Lightning 4 pts by 35 runs Lightning 262 for 7 (40 overs) (G.D.Lloyd 81, N.H.Fairbrother 74, A.J.Harris 3-42); Scorpions 217 for 9 (38 overs) (D.M.Jones 58, G.Yates 3-29, Wasim Akram 3-39)

10th May 1998

Manchester: Lightning 4 pts beat Scorpions 0 pts by 31 runs Lightning 219 for 5 (40 overs) (M.A.Atherton 98, N.H.Fairbrother 70, A.J.Harris 3-36); Scorpions 78 for 4 (20.3 overs)

LEADING CATCHES (2001)

LIGHTNING

| | |
|-----------------|---|
| J.P.Crawley | 7 |
| M.A.Atherton | 6 |
| N.H.Fairbrother | 4 |
| M.J.Chilton | 2 |
| A.Flintoff | 2 |
| M.P.Smethurst | 1 |

SCORPIANS

| | |
|---------------|---|
| M.P.Dowman | 4 |
| D.G.Cork | 3 |
| L.D.Sutton | 3 |
| S.D.Stubbings | 3 |
| R.J.Bailey | 3 |


ALL TIME HIGHEST TEAM SCORES

LIGHTNING

| | |
|-----------|-------------|
| 301 for 6 | v Eagles |
| 300 for 7 | v Foxes |
| 276 for 6 | v Scorpions |

SCORPIANS

| | |
|-----------|--------------|
| 292 for 9 | v Royals |
| 286 for 5 | v Steelbacks |
| 281 for 3 | v Sabres |



Norwich Union League Division Two – Tuesday, September 4th at Hove

2001 NORWICH UNION LEAGUE BATTING AVERAGES

SHARKS

| Name | M | I | NO | Runs | HS | Avge |
|-----------------|----|----|----|------|-----|-------|
| T.R.Ambrose | 2 | 2 | 0 | 108 | 87 | 54.00 |
| R.R.Montgomerie | 12 | 12 | 0 | 629 | 108 | 52.41 |
| M.W.Goodwin | 12 | 12 | 1 | 396 | 87 | 36.00 |
| C.J.Adams | 9 | 9 | 1 | 209 | 61* | 26.12 |
| W.J.House | 12 | 12 | 3 | 232 | 39 | 25.77 |
| B.Zuiderent | 10 | 9 | 0 | 202 | 65 | 22.44 |
| R.S.C.M-Jenkins | 5 | 4 | 2 | 44 | 26 | 22.00 |
| M.J.G.Davis | 11 | 6 | 1 | 64 | 27 | 12.80 |
| M.H.Yardy | 5 | 5 | 0 | 56 | 24 | 11.20 |
| U.B.A.Rashid | 6 | 6 | 2 | 41 | 28 | 10.25 |
| R.J.Kirtley | 12 | 6 | 2 | 39 | 11 | 9.75 |
| M.J.Prior | 10 | 8 | 1 | 50 | 25 | 7.14 |
| B.V.Taylor | 7 | 5 | 2 | 15 | 6 | 5.00 |
| M.A.Robinson | 12 | 6 | 4 | 7 | 4 | 3.50 |
| J.R.Carpenter | 2 | 1 | 0 | 3 | 3 | 3.00 |
| P.A.Cotley | 1 | 1 | 0 | 0 | 0 | 0.00 |

DRAGONS

| Name | M | I | NO | Runs | HS | Avge |
|-------------|----|----|----|------|------|-------|
| M.P.Maynard | 13 | 13 | 6 | 444 | 116* | 63.42 |
| K.Newell | 13 | 13 | 1 | 426 | 97 | 35.50 |
| J.P.Maher | 12 | 12 | 1 | 361 | 94 | 32.81 |
| R.D.B.Croft | 12 | 12 | 0 | 387 | 92 | 32.25 |
| I.J.Thomas | 6 | 5 | 0 | 155 | 53 | 31.00 |
| M.J.Powell | 13 | 12 | 4 | 225 | 46 | 28.12 |
| A.Dale | 13 | 8 | 1 | 192 | 52* | 27.42 |
| S.D.Thomas | 13 | 9 | 4 | 115 | 25* | 23.00 |
| S.P.James | 7 | 6 | 1 | 112 | 52* | 22.40 |
| A.D.Shaw | 4 | 2 | 1 | 15 | 9* | 15.00 |
| A.W.Evans | 1 | 1 | 0 | 4 | 4 | 4.00 |
| D.A.Cosker | 10 | 3 | 0 | 8 | 5 | 2.66 |
| S.L.Watkin | 7 | 2 | 0 | 5 | 3 | 2.50 |
| O.T.Parkin | 10 | 2 | 1 | 2 | 2* | 2.00 |
| A.P.Davies | 7 | 2 | 2 | 11 | 10* | - |
| A.G.Wharf | 2 | 0 | 0 | 0 | 0 | - |

CAREER ONE-DAY LEAGUE BATTING AVERAGES

SHARKS

| Name | M | I | NO | Runs | HS | Avge |
|-----------------|-----|-----|----|------|-----|-------|
| T.R.Ambrose | 2 | 2 | 0 | 108 | 87 | 54.00 |
| C.J.Adams | 172 | 165 | 26 | 5334 | 163 | 38.37 |
| M.W.Goodwin | 12 | 12 | 1 | 396 | 87 | 36.00 |
| R.R.Montgomerie | 77 | 76 | 4 | 2499 | 108 | 34.70 |
| P.A.Cotley | 161 | 137 | 27 | 2790 | 92* | 25.36 |
| W.J.House | 47 | 42 | 8 | 812 | 80* | 23.88 |
| J.R.Carpenter | 38 | 30 | 8 | 471 | 64* | 21.40 |
| B.Zuiderent | 19 | 17 | 0 | 353 | 68 | 20.76 |
| M.J.G.Davis | 11 | 6 | 1 | 64 | 27 | 12.80 |
| M.H.Yardy | 6 | 5 | 0 | 56 | 24 | 11.20 |
| R.J.Kirtley | 72 | 33 | 18 | 166 | 17* | 11.06 |
| U.B.A.Rashid | 44 | 28 | 4 | 241 | 34 | 10.04 |
| R.S.C.M-Jenkins | 52 | 35 | 3 | 294 | 44 | 9.18 |
| B.V.Taylor | 27 | 12 | 6 | 46 | 21* | 7.66 |
| M.J.Prior | 10 | 8 | 1 | 50 | 25 | 7.14 |
| J.D.Lewry | 32 | 17 | 6 | 43 | 10* | 3.90 |

DRAGONS

| Name | M | I | NO | Runs | HS | Avge |
|-------------|-----|-----|----|------|-----|-------|
| S.P.James | 138 | 133 | 17 | 3889 | 107 | 33.52 |
| M.P.Maynard | 224 | 216 | 22 | 6385 | 132 | 32.91 |
| J.P.Maher | 12 | 12 | 1 | 361 | 94 | 32.81 |
| I.J.Thomas | 10 | 9 | 0 | 255 | 53 | 28.33 |
| A.Dale | 173 | 151 | 20 | 3698 | 82 | 28.22 |
| M.J.Powell | 60 | 57 | 10 | 1156 | 86 | 24.59 |
| K.Newell | 83 | 74 | 5 | 1587 | 97 | 23.00 |
| R.D.B.Croft | 149 | 122 | 27 | 2103 | 92 | 22.13 |
| A.W.Evans | 36 | 31 | 5 | 545 | 108 | 20.96 |
| A.G.Wharf | 34 | 20 | 8 | 217 | 38* | 18.08 |
| A.D.Shaw | 56 | 38 | 9 | 436 | 48 | 15.03 |
| S.D.Thomas | 70 | 52 | 10 | 540 | 38* | 12.85 |
| A.P.Davies | 17 | 9 | 5 | 38 | 18 | 9.50 |
| D.A.Cosker | 51 | 26 | 8 | 158 | 27* | 8.77 |
| S.L.Watkin | 158 | 66 | 24 | 270 | 31* | 6.42 |
| O.T.Parkin | 65 | 24 | 10 | 43 | 6 | 3.07 |

2001 NORWICH UNION LEAGUE BOWLING AVERAGES

SHARKS

| Name | O | M | R | Wkts | Avge | Best |
|-----------------|-------|----|-----|------|-------|------|
| C.D.Hopkinson | 2 | 0 | 2 | 1 | 2.00 | 1-2 |
| B.V.Taylor | 58 | 10 | 217 | 11 | 19.72 | 3-29 |
| R.S.C.M-Jenkins | 37 | 4 | 147 | 7 | 21.00 | 3-20 |
| M.A.Robinson | 105 | 10 | 338 | 13 | 26.00 | 3-17 |
| R.J.Kirtley | 100.1 | 8 | 428 | 14 | 30.57 | 2-22 |
| C.J.Adams | 27 | 0 | 147 | 4 | 36.75 | 2-49 |
| J.D.Lewry | 18 | 2 | 78 | 2 | 39.00 | 1-37 |
| M.H.Yardy | 19 | 0 | 78 | 2 | 39.00 | 2-34 |
| M.J.G.Davis | 83 | 4 | 423 | 7 | 60.42 | 2-39 |
| U.B.A.Rashid | 42 | 1 | 234 | 3 | 78.00 | 1-45 |
| P.M.Havell | 4 | 0 | 20 | 0 | - | - |

DRAGONS

| Name | O | M | R | Wkts | Avge | Best |
|-------------|------|---|-----|------|-------|------|
| A.P.Davies | 51 | 4 | 239 | 17 | 14.05 | 5-39 |
| A.G.Wharf | 16 | 1 | 76 | 5 | 15.20 | 3-23 |
| A.Dale | 49.2 | 1 | 199 | 10 | 19.90 | 3-22 |
| R.D.B.Croft | 84.2 | 5 | 281 | 14 | 20.07 | 4-33 |
| S.D.Thomas | 74.3 | 5 | 351 | 17 | 20.64 | 3-27 |
| K.Newell | 4 | 0 | 23 | 1 | 23.00 | 1-12 |
| D.A.Cosker | 76 | 5 | 334 | 13 | 25.69 | 3-40 |
| O.T.Parkin | 64.5 | 6 | 349 | 13 | 26.84 | 3-37 |
| S.L.Watkin | 58 | 8 | 239 | 4 | 59.75 | 2-26 |

CAREER ONE-DAY LEAGUE BOWLING AVERAGES

SHARKS

| Name | Balls | Runs | Wkts | Avge | Best |
|-----------------|-------|------|------|-------|------|
| C.D.Hopkinson | 12 | 2 | 1 | 2.00 | 1-2 |
| R.J.Kirtley | 2998 | 2354 | 103 | 22.85 | 4-21 |
| J.D.Lewry | 1330 | 1072 | 44 | 24.36 | 4-29 |
| B.V.Taylor | 1152 | 869 | 35 | 24.82 | 3-22 |
| U.B.A.Rashid | 1786 | 1402 | 53 | 26.45 | 5-24 |
| C.J.Adams | 872 | 799 | 27 | 29.59 | 5-16 |
| R.S.C.M-Jenkins | 2166 | 1479 | 46 | 32.15 | 3-20 |
| M.A.Robinson | 7451 | 5209 | 159 | 32.76 | 4-23 |
| W.J.House | 470 | 375 | 11 | 34.09 | 3-34 |
| P.A.Cotley | 509 | 523 | 15 | 34.86 | 4-56 |
| M.H.Yardy | 132 | 93 | 2 | 46.50 | 2-34 |
| M.J.G.Davis | 498 | 423 | 7 | 60.42 | 2-39 |

DRAGONS

| Name | Balls | Runs | Wkts | Avge | Best |
|-------------|-------|------|------|-------|------|
| A.P.Davies | 676 | 520 | 29 | 17.93 | 5-39 |
| S.D.Thomas | 2564 | 2139 | 90 | 23.76 | 7-16 |
| O.T.Parkin | 2810 | 2204 | 91 | 24.21 | 5-28 |
| S.L.Watkin | 7003 | 5004 | 187 | 26.75 | 5-23 |
| R.D.B.Croft | 6232 | 4510 | 145 | 31.10 | 6-20 |
| D.A.Cosker | 2220 | 1806 | 58 | 31.13 | 3-18 |
| A.Dale | 5309 | 4542 | 142 | 31.98 | 6-22 |
| K.Newell | 1139 | 947 | 29 | 32.65 | 5-33 |
| A.G.Wharf | 1342 | 1081 | 28 | 38.60 | 3-23 |
| M.P.Maynard | 64 | 64 | 1 | 64.00 | 1-13 |

SUSSEX SHARKS versus GLAMORGAN DRAGONS

MATCH PREVIEW

Sussex Sharks' love of day/night cricket will once again be evident as the title-chasing Glamorgan Dragons visit Hove in the Norwich Union League.

The Sharks were the first county to install permanent floodlights and they will once again look to provide a feast of entertainment as they come up against the in-form Dragons.

The two sides have met once this season already, when the Dragons claimed a six-wicket victory at Swansea in June.

The ever-reliable opening pair of Murray Goodwin and Richard Montgomerie, along with captain Chris Adams, were all in good nick for the Sharks as they each scored half-centuries to set a testing target of 225.

Jimmy Maher (71) and Stephen James (52no) proved equal to the task however as the Dragons secured the points with three overs to spare.

The Sharks will be disappointed not be involved in the promotion picture themselves but their in-form top order will ensure the Dragons do not have it all their own way.

LAST 3 ONE-DAY LEAGUE MEETINGS

23rd May 1999

Hove: Sharks 4 pts beat Dragons 0 pts by 54 runs
Sharks 181 (44.2 overs) (C.J.Adams 71, R.R.Montgomerie 54, O.T.Parkin 3-31); Dragons 127 (38.1 overs)

4th July 1999

Swansea: Dragons 0 pts lost to Sharks 4 pts by 88 runs
Sharks 201 for 8 (41 overs) (C.J.Adams 80*, M.J.Di Venuto 65, O.T.Parkin 3-36); Dragons 121 (38.1 overs) (U.B.A.Rashid 5-24)

3rd Jun 2001

Swansea: Dragons 4 pts beat Sharks 0 pts by 6 wickets
Sharks 224 for 4 (45 overs) (R.R.Montgomerie 68, C.J.Adams 61*); Dragons 228 for 4 (42 overs) (J.P.Maher 71, S.P.James 52*)

LEADING CATCHES (2001)

SHARKS

| | |
|----------------------|---|
| W.J.House | 4 |
| M.W.Goodwin | 4 |
| R.S.C.Martin-Jenkins | 3 |
| B.V.Taylor | 3 |
| R.J.Kirtley | 3 |
| C.J.Adams | 2 |

DRAGONS

| | |
|-------------|---|
| M.J.Powell | 7 |
| J.P.Maher | 6 |
| D.A.Cosker | 5 |
| R.D.B.Croft | 3 |
| A.Dale | 3 |

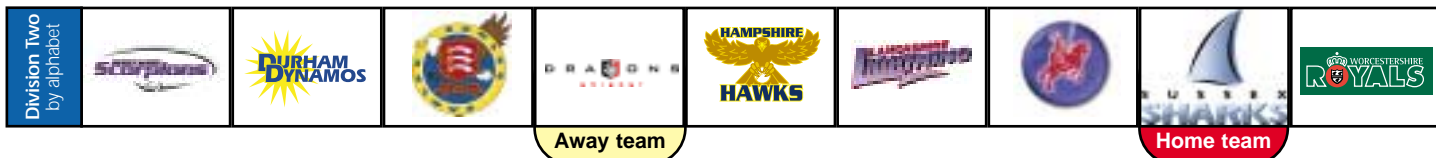
ALL TIME HIGHEST TEAM SCORES

SHARKS

| | |
|-----------|------------|
| 312 for 8 | v Hawks |
| 310 for 9 | v Lions |
| 302 for 8 | v Somerset |

DRAGONS

| | |
|-----------|-------------|
| 294 for 4 | v Lions |
| 287 for 8 | v Crusaders |
| 285 | v Eagles |



Div 1 & 2 Fixtures, D/L & How It Works

| Div 1 | Gloucs | Kent | Leics | N'hants | Notts | Som | Surrey | Warks | Yorks |
|--------|--------|-------|-------|---------|-----------|-----------|--------|-----------|--------|
| Gloucs | | Kent | 02/9 | Gloucs | Gloucs | No result | 16/9 | Warks | Glous |
| Kent | Kent | | Leics | 09/9 | Kent | Tied | Kent | No result | Kent |
| Leics | Leics | Leics | | Leics | Leics | Som | Leics | 05/9 F | Leics |
| N'ants | Gloucs | Kent | Leics | | 02/9 | 30/8 | Surrey | Warks | N'ants |
| Notts | Tied | Kent | 16/9 | N'hants | | Notts | 09/9 | Notts | Yorks |
| Som | Glous | Kent | Leics | 16/9 | Notts | | Som | 02/9 | Som |
| Surrey | Surrey | Kent | Leics | N'hants | Notts | Som | | 30/8 | 03/9 F |
| Warks | Warks | 16/9 | Leics | Warks | No result | Warks | Warks | | Warks |
| Yorks | 10/9 | Kent | Yorks | Yorks | Yorks | Yorks | Yorks | Yorks | |

Teams score four points for a win and two points each for a tie or no result.

F = day/night floodlit match.

| Div 2 | Derbys | Durham | Essex | Glam | Hants | Lancs | Middx | Sussex | Worcs |
|--------|--------|-----------|--------|-----------|-----------|-----------|--------|--------|-----------|
| Derbys | | Durham | Derbys | Derbys | Hants | 16/9 | Derbys | Sussex | Worcs |
| Durham | Durham | | 02/9 | Durham | Durham | Durham | Durham | Durham | 09/9 |
| Essex | 09/9 | Durham | | Glam | Hants | No result | Essex | Sussex | Essex |
| Glam | Glam | Glam | Glam | | Glam | Glam | 16/9 | Glam | Glam |
| Hants | Hants | Hants | Essex | Glam | | Lancs | 09/9 | Hants | Hants |
| Lancs | 03/9 F | No result | Lancs | Glam | No result | | Lancs | Lancs | Worcs |
| Middx | Middx | No result | Tied | No result | Hants | Middx | | 02/9 | No result |
| Sussex | Sussex | No result | Sussex | 04/9 F | 16/9 | 30/8 F | Sussex | | Worcs |
| Worcs | Worcs | Worcs | 16/9 | 02/9 | Worcs | Worcs | Worcs | Worcs | |

THE DUCKWORTH/LEWIS SYSTEM

If matches are rain-affected the Duckworth Lewis system is used to reset targets. The system is based on what percentage of its resources (overs and wickets) a team have left. With 50 overs left and 10 wickets remaining, a team has 100 per cent of its resources left. The table shows the percentage of resources at other stages in the innings.

The procedure for working out targets is as follows:

1) For each innings: Use the table to calculate the resource percentage lost by the interruption and therefore calculate the resource percentage still available.

2) If team 2 have less resources available than team 1, calculate the ratio of the resources available to both teams. Team 2's revised target is obtained by scaling down team 1's score by this ratio.

3) If team 2 have more resources available than team 1, calculate the amount by which team 2's resources exceeds team 1's.

Work this out as a percentage of 225 (the average 50-over score in ECB matches and one-day internationals). This gives the extra runs to add to team score to give team 2's target.

| | | WICKETS LOST | | | | |
|------------|----|--------------|------|------|------|-----|
| | | 0 | 2 | 5 | 7 | 9 |
| OVERS LEFT | 50 | 100 | 83.8 | 49.5 | 26.5 | 7.6 |
| | 40 | 90.3 | 77.6 | 48.3 | 26.4 | 7.6 |
| | 30 | 77.1 | 68.2 | 45.7 | 26.2 | 7.6 |
| | 25 | 68.5 | 61.8 | 43.4 | 25.9 | 7.6 |
| | 20 | 58.9 | 54.0 | 40.0 | 25.2 | 7.6 |
| | 10 | 34.1 | 32.5 | 27.5 | 20.6 | 7.5 |

HOW THE NORWICH UNION LEAGUE WORKS

The Norwich Union League operates on a three-up, three-down basis with the top three finishers in Division Two replacing the bottom three in Division One. Four points are awarded for a win, while teams will take two points each if matches are tied or the weather intervenes before the required number of overs have been completed and there is no result.

Matches will start at 1pm and end at 7.10pm with 45 overs per side, although all fixtures will begin 30 minutes earlier in September. Floodlit games will start at 4.10pm. The free-hit rule for no-balls applies to front-foot no-balls only. A batsman cannot be

dismissed from the bowler's next delivery after such an infringement.

This season teams will face penalties for slow over rates. If in the opinion of the umpire there are still overs to be bowled at the cut-off point then six runs will be added to the batting team for every over left to be bowled. If at cut-off time there are still four overs left to be bowled then 24 runs will be added to the batting team's score. The batting team will then go on and finish their overs. These will appear as penalty runs on the scorecard. If this takes the batting team over the target required then the match will finish at that point.

DIVISION ONE

SUNDAY APRIL 29

Kent Spitfires NR Warwick Bears Canterbury
Leics Foxes beat Gloucs Gladiators Leicester

SUNDAY MAY 13

Northants Steelbacks lost to Gloucs Gladiators Northampton
Surrey Lions lost to Notts Outlaws The Oval
Yorks Phoenix beat Somerset Sabres Headingley

SUNDAY MAY 20

Gloucs Gladiators beat Yorkshire Phoenix Bristol
Notts Outlaws beat Warwickshire Bears Nottingham
Somerset Sabres lost to Kent Spitfires Taunton
Surrey Lions lost to Leics Foxes The Oval

TUESDAY MAY 29

*Warwicks Bears beat Gloucs Gladiators Birmingham

SUNDAY JUNE 3

Kent Spitfires tied with Somerset Sabres Tunbridge Wells
Leics Foxes beat Notts Outlaws Oakham School
Northants Steelbacks lost to Surrey Lions Northampton

SUNDAY JUNE 10

Northants Steelbacks lost to Warwick Bears Northampton
Notts Outlaws tied with Gloucs Gladiators Nottingham
Surrey Lions lost to Somerset Sabres The Oval
Yorkshire Phoenix lost to Kent Spitfires Headingley

SUNDAY JUNE 17

Gloucs Gladiators lost to Warwick Bears Gloucester
Kent Spitfires beat Notts Outlaws Maidstone
Leics Foxes beat Northants Steelbacks Leicester
Somerset Sabres beat Yorkshire Phoenix Bath

SUNDAY JUNE 24

Notts Outlaws beat Somerset Sabres Nottingham
Surrey Lions lost to Kent Spitfires The Oval
Warwickshire Bears beat Leics Foxes Birmingham
Yorks Phoenix beat Northants Steelbacks Headingley

SUNDAY JULY 1

Somerset Sabres lost to Gloucs Gladiators Taunton

SUNDAY JULY 8

Kent Spitfires beat Gloucs Gladiators Canterbury
Leics Foxes beat Surrey Lions Leicester
Northants Steelbacks beat Yorks Phoenix Northampton
Somerset Sabres lost to Notts Outlaws Taunton

SUNDAY JULY 15

Notts Outlaws lost to Kent Spitfires Nottingham
Warwickshire Bears beat Northants Steelbacks Birmingham
Yorkshire Phoenix lost to Leics Foxes Scarborough

TUESDAY JULY 17

*Gloucs Gladiators NR Somerset Sabres Bristol

SUNDAY JULY 22

Leics Foxes beat Kent Spitfires Leicester
Surrey Lions lost to Northants Steelbacks Guildford

MONDAY JULY 23

*Yorkshire Phoenix beat Warwick Bears Headingley

SUNDAY JULY 29

Warwickshire Bears beat Surrey Lions Birmingham

TUESDAY JULY 31

Gloucs Gladiators beat Notts Outlaws Cheltenham

THURSDAY AUGUST 2

*Warwicks Bears NR Notts Outlaws Birmingham

SUNDAY AUGUST 5

Gloucs Gladiators beat Northants Steelbacks Cheltenham
Kent Spitfires lost to Leics Foxes Canterbury
Yorkshire Phoenix beat Surrey Lions Headingley

SUNDAY AUGUST 12

Northants Steelbacks lost to Kent Spitfires Northampton
Somerset Sabres lost to Leics Foxes Taunton
Surrey Lions beat Gloucs Gladiators The Oval

MONDAY AUGUST 13

*Notts Outlaws lost to Yorkshire Phoenix Nottingham

TUESDAY AUGUST 14

*Kent Spitfires beat Surrey Lions Canterbury

SUNDAY AUGUST 19

Leics Foxes beat Yorkshire Phoenix Leicester
Notts Outlaws beat Northants Steelbacks Nottingham
Warwick Bears beat Somerset Sabres Birmingham

TUESDAY AUGUST 21

*Somerset Sabres beat Surrey Lions Taunton

WEDNESDAY AUGUST 22

*Northants Steelbacks lost to Leics Foxes Northampton

SUNDAY AUGUST 26

Yorkshire Phoenix beat Notts Outlaws Scarborough

MONDAY AUGUST 27

Gloucs Gladiators lost to Kent Spitfires Bristol
Leics Foxes lost to Somerset Sabres Leicester
Warwick Bears beat Yorkshire Phoenix Birmingham

WEDNESDAY AUGUST 29

Kent Spitfires beat Yorkshire Phoenix Beckenham

THURSDAY AUGUST 30

Northants Steelbacks lost to Somerset Sabres Northampton
Surrey Lions beat Warwick Bears Whitgift School

SUNDAY SEPTEMBER 2

Gloucs Gladiators v Leics Foxes Bristol
Northants Steelbacks v Notts Outlaws Northampton
Somerset Sabres v Warwickshire Bears Taunton

MONDAY SEPTEMBER 3

*Surrey Lions v Yorkshire Phoenix The Oval

WEDNESDAY SEPTEMBER 5

*Leics Foxes v Warwickshire Bears Leicester

SUNDAY SEPTEMBER 9

Kent Spitfires v Northants Steelbacks Canterbury
Notts Outlaws v Surrey Lions Nottingham

MONDAY SEPTEMBER 10

Yorks Phoenix v Gloucs Gladiators Scarborough

SUNDAY SEPTEMBER 16

Gloucs Gladiators v Surrey Lions Bristol
Notts Outlaws v Leics Foxes Nottingham
Somerset Sabres v Northants Steelbacks Taunton
Warwickshire Bears v Kent Spitfires Birmingham

*Day/Night Match

NR=No Result

DIVISION TWO

SUNDAY APRIL 29

Derbys Scorpions beat Glam'n Dragons Derby
Lancs Lightning NR Hants Hawks Manchester
Middx Crusaders NR Durham Dynamos Lord's
Worcs Royals beat Sussex Sharks Worcester

SUNDAY MAY 13

Derbyshire Scorpions beat Essex Eagles Derby
Hants Hawks beat Worcs Royals Southampton

SUNDAY MAY 20

Durham Dynamos beat Middx Crusaders Chester-le-Street
Essex Eagles lost to Sussex Sharks Chelmsford
Lancs Lightning lost to Glam'n Dragons Manchester
Worcs Royals beat Derbyshire Scorpions Worcester

SUNDAY MAY 27

Durham Dynamos beat Lancs Lightning Chester-le-Street

SUNDAY JUNE 3

Glam Dragons beat Sussex Sharks Swansea
Hants Hawks lost to Essex Eagles Southampton
Middx Crusaders beat Derbys Scorpions Southgate

SUNDAY JUNE 10

Derbys Scorpions lost to Durham Dynamos Derby
Essex Eagles lost to Glamorgan Dragons Chelmsford
Lancs Lightning beat Middx Crusaders Manchester
Sussex Sharks lost to Worcs Royals Horsham

SUNDAY JUNE 17

Essex Eagles lost to Durham Dynamos Ilford
Middx Crusaders lost to Hampshire Hawks Southgate
Sussex Sharks beat Derbyshire Scorpions Arundel
Worcs Royals beat Lancashire Lightning Worcester

SATURDAY JUNE 23

*Lancs Lightning beat Essex Eagles Manchester

SUNDAY JUNE 24

Derbys Scorpions beat Middlesex Crusaders Derby
Glamorgan Dragons beat Worcs Royals Cardiff
Hants Hawks beat Durham Dynamos Southampton

TUESDAY JULY 3

*Derbyshire Scorpions lost to Worcs Royals Derby

WEDNESDAY JULY 4

*Hants Hawks beat Sussex Sharks Southampton

SUNDAY JULY 8

Durham Dynamos beat Glam'n Dragons Chester-le-Street
Middx Crusaders tied with Essex Eagles Southgate

SUNDAY JULY 15

Hants Hawks beat Derbys Scorpions Southampton
Lancs Lightning NR Durham Dynamos Manchester
Worcs Royals beat Middx Crusaders Worcester

MONDAY JULY 16

*Sussex Sharks beat Essex Eagles Hove

WEDNESDAY JULY 18

*Lancs Lightning lost to Worcs Royals Manchester

SUNDAY JULY 22

Durham Dynamos beat Sussex Sharks Chester-le-Street
Essex Eagles lost to Hampshire Hawks Southend
Glamorgan Dragons beat Derbys Scorpions Cardiff

TUESDAY JULY 31

*Worcs Royals beat Durham Dynamos Worcester

WEDNESDAY AUGUST 1

*Sussex Sharks beat Middlesex Crusaders Hove

SUNDAY AUGUST 5

Derbys Scorpions lost to Hampshire Hawks Derby
Glamorgan Dragons beat Lancs Lightning Colwyn Bay

SUNDAY AUGUST 12

Durham Dynamos beat Derbys Scorpions Chester-le-Street
Essex Eagles beat Worcs Royals Chelmsford
Hants Hawks lost to Glam'n Dragons Southampton
Middlesex Crusaders beat Lancs Lightning Lord's

WEDNESDAY AUGUST 15

*Durham Dynamos beat Hants Hawks Chester-le-Street

SUNDAY AUGUST 19

Glamorgan Dragons beat Essex Eagles Cardiff
Middlesex Crusaders NR Worcs Royals Lord's

MONDAY AUGUST 20

*Lancs Lightning beat Sussex Sharks Manchester

SUNDAY AUGUST 26

Essex Eagles NR Lancashire Lightning Colchester
Middx Crusaders NR Glamorgan Dragons Lord's
Sussex Sharks NR Durham Dynamos Hove
Worcs Royals lost to Hampshire Hawks Worcester

MONDAY AUGUST 27

Derbyshire Scorpions lost to Sussex Sharks Derby
Glamorgan Dragons beat Durham Dynamos Cardiff
Hants Hawks lost to Lancs Lightning Southampton

TUESDAY AUGUST 28

*Essex Eagles beat Middlesex Crusaders Colchester

WEDNESDAY AUGUST 29

*Glamorgan Dragons beat Hampshire Hawks Cardiff

THURSDAY AUGUST 30

Sussex Sharks beat Lancashire Lightning Hove

SUNDAY SEPTEMBER 2

Durham Dynamos v Essex Eagles Chester-le-Street
Middx Crusaders v Sussex Sharks Richmond
Worcs Royals v Glamorgan Dragons Worcester

MONDAY SEPTEMBER 3

*Lancs Lightning v Derbys Scorpions Manchester

TUESDAY SEPTEMBER 4

*Sussex Sharks v Glamorgan Dragons Hove

SUNDAY SEPTEMBER 9

Durham Dynamos v Worcs Royals Chester-le-Street
Essex Eagles v Derbys Scorpions Chelmsford
Hants Hawks v Middx Crusaders Southampton

SUNDAY SEPTEMBER 16

Derbys Scorpions v Lancashire Lightning Derby
Glamorgan Dragons v Middx Crusaders Cardiff
Sussex Sharks v Hampshire Hawks Hove
Worcs Royals v Essex Eagles Worcester

NB: All Hampshire Hawks home matches will be played at the new West End Ground, Southampton