



The NatWest Series 2001

Saturday 9 June

CONTENTS

- 2 Match review – England v Pakistan
- 3 Match preview – Pakistan v Australia
- 4 Fixtures, regulations & umpires
- 5 2001 NatWest series results + One day records

Waqar's men pumped up to face Aussies

World champions Australia enter the fray as The NatWest series moves on to Cardiff today.

Steve Waugh's side have the difficult task of bringing Pakistan down to earth after their emphatic win over England on Thursday got their challenge off to a perfect start.

The game is Australia's first serious test since arriving in England and Waqar Younis' pumped-up and in-form side will be confident of overturning them and avenging their defeat from the last time the two sides met on these shores.

That was in the World Cup final two years ago when the Aussies cruised to victory at Lord's and Pakistan are keen to make amends in this tournament.

Australia, however, are a mean proposition for any side. After a couple of months off they come into this triangular competition looking to follow up their one-day series win over India, and with quality running right through the side the Welsh capital could be in for a cracker.

England will begin the job of picking up the pieces of their 108-run defeat by Pakistan at Edgbaston when they tackle the Aussies at Bristol tomorrow.

But they will have to do it without star batsman Graham Thorpe, who must sit out the game after suffering a calf strain. The Surrey left-hander was ruled out shortly before the opening game was due to get under way and now faces a battle to prove his fitness in time for Tuesday's meeting with Pakistan at Lord's.

He was replaced in the England side by county colleague Ally Brown but his absence is a major blow for the host nation, who are already without captain Nasser Hussain and Andy Caddick through injury.

Somerset paceman Caddick has a stiff back and will also have to watch England's first duel with the Aussies this summer from the dressing room.



Newswire on line

Welcome to the latest issue of The NatWest Series Newswire.

Updated editions will be produced after each game and will be available in the press boxes at the match venues.

You can also download your own copy of the Newswire from the ECB website. Simply visit the site at ecb.co.uk, click on The NatWest Series references and follow the prompts.

You will need Adobe Acrobat software, which can be downloaded free of charge from adobe.com if you haven't already got it. The whole process should only take a few minutes and will enable you to print any or all of the Newswire pages.

A NatWest Series stats review will be sent by e-mail only after the Final.

To make sure you receive the file please send your e-mail address to phil.ascough@pa.press.net

Group Standings


Name	P	W	L	T	R/R	Pts
Pakistan	1	1	0	0	+2.16	2
Australia	0	0	0	0	0	0
England	1	0	1	0	-2.16	0

Your NatWest Series Newswire contacts

NatWest: Octagon Marketing
Lucinda Harding tel 07788 716032
Joss Sargent tel 07850 935685

Content: Press Association
Phil Ascough
tel 01430 455673
fax 0870 124 0815
e-mail phil.ascough@pa.press.net

“PA” SPORT



ENGLAND v PAKISTAN



7th June at Edgbaston

Pakistan beat England by 108 runs

Match Review Scorecard Pakistan won the toss

PAKISTAN produced a superb all-round performance as they made a perfect start to The NatWest Series with a crushing 108-run win at Edgbaston.

Waqar Younis' side were quickly into their stride as they attacked from the first over and set England a daunting target of 274. Despite a defiant knock from Nick Knight, the host nation never got close as Pakistan - despite being held up for a short while by the over-exuberant crowd - bowled their opponents out in style.

England, missing Andy Caddick, were immediately on the back foot as the flamboyant strokeplay of Saeed Anwar, Inzamam-ul-Haq and Azhar Mahmood delighted the packed crowd.

Inzamam was the chief destroyer, thrashing a magnificent 79 from 95 balls before holing out to Marcus Trescothick in the deep off Dominic Cork. Saeed was relatively sedate in comparison but his well-compiled 77 laid the platform for his side's huge score.

Mahmood made sure the innings ended with a flourish, hitting an unbeaten 38 from 34 balls as Pakistan finished on 273 for six.

England struggled to get going in reply as Younis and Wasim Akram, defying an arm injury, strangled their innings from the start.

Shahid Afridi finished with the best figures - three for 15 - but victory was also due in no small part to some outstanding fielding.

Stand-in skipper Alec Stewart was the first to suffer when substitute Shoaib Malik held a fantastic catch in the covers and Michael Vaughan was just as unlucky when Saeed pulled off a similar trick.

Knight, hoping to re-establish himself in the England side, hung in well for an unbeaten 59 but after Cork's dismissal, the result was never in doubt.

What they said.....

Waqar Younis

Pakistan skipper Waqar Younis was delighted with his side's performance and looked forward to their forthcoming clash with Australia.

"I'm really pleased with the way the team are playing," he said.

"I'd also like to thank our fans for all their support. It was a team performance and our best for a long while.

"We just needed Saeed to score and he played very well. The Australians are a different team so we will really gear up for them. It should be a good game up in Cardiff." Saeed Anwar was also pleased with his performance, saying: "The ball was a little double-paced, but when we hit a few boundaries their bowlers began to get upset.

"When Darren Gough was bowling his first few overs were seaming around as well, but we managed to get on top."

PAKISTAN					
	Runs	6s	4s	BIs	Min
Saeed Anwar c Holloioake b Cork.....	77	2	6	106	171
Shahid Afridi c Ealham b Mullally.....	25	0	4	24	31
Abdur Razzaq run out.....	9	0	1	24	29
Inzamam-ul-Haq c Trescothick b Cork.....	79	0	9	95	116
Yousuf Youhana run out.....	12	0	0	18	20
Azhar Mahmood not out.....	38	1	4	24	34
Younis Khan c Stewart b Gough.....	9	0	2	7	13
Wasim Akram not out.....	4	0	0	4	6
Extras (b4 lb5 w9 nb2).....	20				
Total (for 6, 50 overs).....	273				

Fall: 1-34, 2-55, 3-205, 4-210, 5-236, 6-265.
Did Not Bat: †Rashid Latif, *Waqar Younis, Saqlain Mushtaq.
Bowling: D Gough 10-0-53-1, A D Mullally 10-1-44-1, M A Ealham 10-0-35-0, D G Cork 10-0-44-2, M P Vaughan 2-0-17-0, P D Collingwood 2-0-18-0, B C Holloioake 6-0-53-0.

ENGLAND					
	Runs	6s	4s	BIs	Min
M E Trescothick c Khan b Younis.....	28	0	4	30	44
A D Brown c Latif b Younis.....	8	0	0	13	25
N V Knight not out.....	59	0	4	115	200
*†A J Stewart c Sub b Mahmood.....	10	0	1	23	35
M P Vaughan c Anwar b Mahmood.....	5	0	0	7	14
P D Collingwood lbw b Razzaq.....	2	0	0	5	7
B C Holloioake c & b Mushtaq.....	6	0	0	13	15
D G Cork b Afridi.....	18	0	2	21	23
M A Ealham b Mushtaq.....	4	0	0	13	8
D Gough lbw b Afridi.....	1	0	0	6	3
A D Mullally c Latif b Afridi.....	3	0	0	39	65
Extras (lb9 w11 nb1).....	21				
Total (47.2 overs).....	165				

Fall: 1-28, 2-47, 3-69, 4-86, 5-92, 6-108, 7-135, 8-144, 9-147.
Bowling: Wasim Akram 7-2-20-0, Waqar Younis 6-0-31-2, Azhar Mahmood 10-0-46-2, Abdur Razzaq 7-0-24-1, Saqlain Mushtaq 10-0-20-2, Shahid Afridi 7.2-2-15-3.
 Umpires: B Dudleston and J H Hampshire.

NatWest Man of the Match

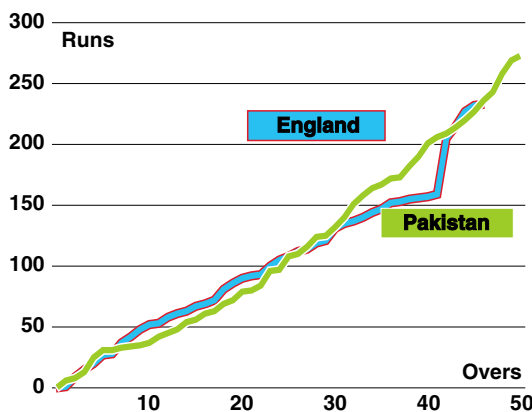
Saeed Anwar

After Pakistan's entertaining innings both Saeed and Inzamam must have been in with a shout for the award but the clinching factor came in the field. Michael Vaughan will have had every right to assume his tally was about to increase by four runs when he creamed Azhar Mahmood into the covers. His luck was out however as Saeed flung himself to his left to hold an amazing diving catch that left England in deep trouble.



Runs	77
Wickets	0
Catches	0

Run Graph



Runs scored at the end of 5 over periods

Bowling Speeds

England

Name	Max (mph)	Min (mph)	Ave (mph)
P.Collingwood	76.1	66.2	73.0
G.G.Cork	81.9	66.4	77.1
M.A.Ealham	78.4	65.2	74.5
D.Gough	89.0	70.7	83.5
B.C.Holloioake	78.1	62.8	72.8
A.D.Mullally	78.9	70.9	75.8
M.A.Vaughan	51.4	48.6	49.8

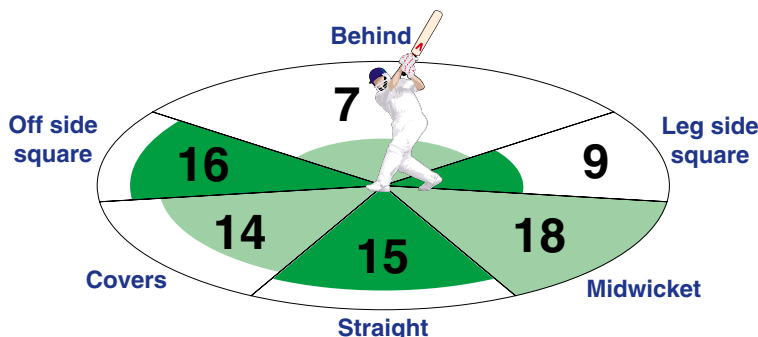
Fastest ball by: Gough 89.0 mph
Highest average: Gough, 83.5 mph
Highest Recorded Dismissal Speed:
 Gough: Speed - 83.6
 (Wicket of Younis, caught Stewart)

Pakistan

Name	Max (mph)	Min (mph)	Ave (mph)
Afridi	78.3	48.6	55.4
Akram	84.8	67.4	80.3
Mahmood	59.9	80.1	76.9
Razzaq	86.5	63.0	83.5
Saqlain	61.1	45.0	51.3
Younis	85.1	68.6	81.6

Fastest ball by: Razzaq 86.5 mph
Highest average: Razzaq 83.5 mph
Highest Recorded Dismissal Speed:
 Razzaq: Speed - 85.2
 (Wicket of Collingwood, lbw)

Best Innings Inzamam-ul-Haq 79 off 95 balls in 116 minutes





AUSTRALIA v PAKISTAN



9th June at Cardiff

Match Preview	Recent Meetings	Australia Squad	Pakistan Squad
<p>AUSTRALIA have no easy job as they attempt to bring Pakistan back down to earth following Thursday's thrashing of England. After following up their second Test win at Old Trafford with an emphatic victory at Edgbaston, Pakistan are in red-hot form and will take some stopping at Cardiff. The game is the first of two in as many days for Australia, who move on to face England at Bristol in their second NatWest Series outing. The Aussies' preparation for the tournament has hardly been ideal, with a tie against Northamptonshire following soon after a defeat by Middlesex but Steve Waugh's side will know the serious business starts now. Few will need reminding of the emphatic nature of their World Cup final victory over Pakistan at Lord's two years ago and Waqar Younis will be well aware of the danger they present. From Adam Gilchrist at the top of the order to Glenn McGrath at the bottom, it is hard to find a weak link in the Australia side at the moment with quality running throughout. They have not always made the best of starts in one-day tournaments, the World Cup being a prime example when they lost two of their first three games, but they have proved time and time again that they are a side not to trifle with. If they can rediscover the form that helped them to a thrilling 3-2 series win over India earlier in the year, Pakistan and England will face a battle. Pakistan have always had a tendency to blow hot and cold, but after back-to-back wins over England they are certainly the form side. They proved equally destructive with bat and ball and they have certainly set high standards for themselves in the field. England struggled to get out of the blocks at Edgbaston due to their excellence in all departments. They helped get the NatWest Series off to an explosive start and another victory, even this early in the tournament, will put them in with an excellent chance of reaching the final.</p>	<p>23rd January 2000 Melbourne: Australia beat Pakistan by 15 runs Australia 260 for 9 (50 overs) (M.G.Bevan 83, R.T.Ponting 53); Pakistan 245 (48.5 overs) (Ijaz Ahmed 85, S.Lee 4-37)</p> <p>2nd February 2000 Melbourne: Australia beat Pakistan by 6 wickets Pakistan 154 (47.2 overs) (G.D.McGrath 3-17, B.Lee 3-18); Australia 155 for 4 (42.4 overs) (M.G.Bevan 54, R.T.Ponting 50)</p> <p>4th February 2000 Sydney: Australia beat Pakistan by 152 runs Australia 337 for 7 (50 overs) (R.T.Ponting 78, M.E.Waugh 53, A.C.Gilchrist 51); Pakistan 185 (36.3 overs) (G.D.McGrath 5-49, B.Lee 3-51)</p>	<p>4 Jason Gillespie 5 Steve Waugh (c) 6 Mark Waugh 11 Glenn McGrath 12 Michael Bevan 14 Ricky Ponting 15 Wade Seccombe 17 Damien Fleming 18 Adam Gilchrist (wk) 23 Shane Warne 28 Matthew Hayden 29 Ian Harvey 30 Damien Martyn 39 Andy Symonds 59 Nathan Bracken</p>	<p>1 Saeed Anwar 3 Wasim Akram 4 Younis Khan 6 Rashid Latif (wk) 8 Inzamam-ul-Haq 9 Saqlain Mushtaq 10 Shahid Afridi 11 Azhar Mahmood 12 Abdur Razzaq 13 Yousuf Youhana 14 Shoaib Akhtar 15 Faisal Iqbal 17 Imran Nazir 18 Shoaib Malik 99 Waqar Younis (c) Saleem Elahi</p>

Australia v Pakistan Stats Archive

Australia Batting Averages (v Pakistan)

Name	M	I	NO	Runs	HS	Avge
M.G.Bevan	19	17	5	742	83	61.83
R.T.Ponting	12	12	1	498	124*	45.27
A.C.Gilchrist	11	11	0	378	103	34.36
A.Symonds	7	4	0	127	47	31.75
S.R.Waugh	40	38	7	893	82	28.80
D.R.Martyn	11	10	4	172	50	28.66
M.E.Waugh	26	24	2	588	121*	26.72
S.K.Warne	13	9	2	83	30	11.85
D.W.Fleming	10	3	1	14	10	7.00
G.D.McGrath	17	6	3	1	1	0.33

Pakistan Batting Averages (v Australia)

Name	M	I	NO	Runs	HS	Avge
Shoaib Akhtar	11	7	6	53	36	53.00
Inzamam-ul-Haq	20	20	3	615	91*	36.17
Abdur Razzaq	7	7	1	213	60	35.50
Yousuf Youhana	10	10	0	318	100	31.80
Saeed Anwar	22	22	1	508	104*	24.19
Azhar Mahmood	8	8	2	126	65*	21.00
Shahid Afridi	10	10	0	194	45	19.40
Rashid Latif	8	6	2	77	39	19.25
Wasim Akram	41	37	3	654	86	19.23
Waqar Younis	20	14	5	136	37	15.11
Saqlain Mushtaq	14	11	3	103	37*	12.87
Saleem Elahi	1	1	0	0	0	0.00

Australia Bowling Averages (v Pakistan)

Name	O	M	R	W	Avge	Best	Econ
G.D.McGrath	156.3	19	671	31	21.64	5-49	4.28
S.K.Warne	122.1	14	494	22	22.45	4-33	4.04
A.Symonds	39.2	2	160	7	22.85	3-34	4.06
D.W.Fleming	89	9	390	15	26.00	4-49	4.38
M.G.Bevan	41	1	183	7	26.14	3-36	4.46
S.R.Waugh	168.5	4	774	20	38.70	4-48	4.58
M.E.Waugh	43.2	1	238	5	47.60	2-43	5.49
R.T.Ponting	4	0	21	0	-	-	5.25
D.R.Martyn	3	0	36	0	-	-	12.00

Pakistan Bowling Averages (v Australia)

Name	O	M	R	W	Avge	Best	Econ
Saqlain Mushtaq	121.4	7	485	24	20.20	5-29	3.98
Wasim Akram	372.2	28	1527	57	26.78	5-21	4.10
Abdur Razzaq	49.5	1	238	8	29.75	4-23	4.77
Shoaib Akhtar	87	7	490	15	32.66	3-31	5.63
Shahid Afridi	68.3	0	345	9	38.33	2-1	5.03
Waqar Younis	167.5	12	776	18	43.11	3-55	4.62
Saeed Anwar	9	0	49	1	49.00	1-15	5.44
Azhar Mahmood	51	1	294	3	98.00	1-37	5.76

Pitch Report

Batsmen on both sides will be relishing the chance to improve their average at Sophia Gardens if the pitch continues to play to form. Home team Glamorgan may not have won there yet this season but runs have hardly been in short supply. England's Marcus Trescothick has taken a particular liking to the Cardiff track already this term, hitting centuries on both Somerset's visits this year. Australia will also be hoping for better luck than on their last visit to the Welsh capital when they suffered World Cup defeat at the hands of New Zealand. Roger Twose was their nemesis that day, hitting an unbeaten 80 with Geoff Allott chipping in with four for 37.

Weather Outlook

A dry start but cloud will steadily thicken with an 80 per cent chance of showery rain during the afternoon. Much of the rain will be light and intermittent with some dry interludes, especially in the evening, but little if any sunshine is expected. The cloud and showers will keep it cool, despite just a light southwesterly wind. Temperatures will climb no higher than 15C (59F).



Australia against Pakistan

Best Individual Score	G.R.Marsh 125* (Melbourne, 1988/89)
Best Innings Bowling	C.G.Rackemann 5/16 (Adelaide, 1983/84)
Leading run-scorer	S.R.Waugh 893 (40 matches)
Leading wicket-taker	G.D.McGrath 31 (17 matches)
Most hundreds	S.B.Smith 1 (3 matches)
Most fifties (including hundreds)	M.G.Bevan 8 (19 matches)
Highest Team Total	337 for 7 (Sydney, 1999/00)
Lowest Innings Total	120 (Hobart, 1996/97)

Pakistan against Australia

Best Individual Score	Ijaz Ahmed 111 (Lahore, 1998/99)
Best Innings Bowling	Wasim Akram 5/21 (Melbourne, 1984/85)
Leading run-scorer	Javed Miandad 1019 (35 matches)
Leading wicket-taker	Wasim Akram 57 (41 matches)
Most hundreds	Zaheer Abbas 2 (11 matches)
Most fifties (including hundreds)	Javed Miandad 7 (35 matches)
Highest Team Total	315 for 8 (Lahore, 1998/99)
Lowest Innings Total	132 (Lord's, 1999)

The NatWest Series 2001

.....about this years tournament



How It Works

○ All matches will consist of one innings per side and each innings will be limited to 50 overs. A minimum of 25 overs per team shall constitute a match.

○ Matches shall be of one day's scheduled duration with the exception of the final, for which a reserve day has been allocated in case of weather interruption.

○ In matches without a reserve day there is provision for up to 60 minutes of extra official playing time in day matches and up to 30 minutes in floodlit matches to make up for time lost.

○ Play is scheduled to start at 10.45am with an interval of 45 minutes at 2.15pm and close of play at 6.30pm.

○ At floodlit matches play is scheduled to start at 2.30pm with an interval of 45 minutes at 6pm and close of play at 10.15pm.

○ Two drinks intervals, each one hour and 10 minutes apart, are permitted for each innings.

○ Where play is delayed or interrupted the umpires will reduce the length of the interval between innings. If up to 60 minutes are lost the interval will be reduced to 30 minutes. If between 60 and 120 minutes are lost the interval will be reduced to 20 minutes. If more than 120 minutes are lost the interval will be reduced to 10 minutes.

○ In games without a reserve day there is provision for up to 60 minutes of extra playing time for day matches and 30 minutes for floodlit matches.

○ If the innings of the team batting first is completed prior to the scheduled time for the interval, the interval shall take place immediately and the innings of the team batting second will commence correspondingly earlier.

○ For the first 15 overs only two fieldsmen are permitted to be outside the field restriction marking at the instant of delivery. This restriction will be lifted earlier in circumstances where the number of overs is reduced.

○ No bowler shall bowl more than 10 overs in an innings. In a delayed or interrupted match where the overs are reduced no bowler may bowl more than one-fifth of the total overs allowed.

○ A no ball will be called for short-pitched bowling. The penalty will be one run plus any runs scored.

○ Umpires have been instructed to apply a very strict and consistent interpretation in calling wides. The penalty will be one run plus any runs scored.

○ In line with the ICC Code of Conduct, fines may be imposed for slow over rates.

○ Teams will play each other three times in the group stage and score two points for a win and one point for a tie or no result.

○ If the scores in a match are level the result shall be a tie and no account shall be taken of the number of wickets that have fallen.

○ The top two teams in the group will contest the final. In the event of teams finishing on equal points the right to play in the final will be decided according to:

The most wins in the group matches;

The team that won the most matches between the tied sides;

The team with the higher run rate;

The team that has taken the higher number of wickets per balls;

In the event that teams are still level they will draw lots.

Umpires List

Barry Dudleston Born: 16/07/1945. Ex-Leicestershire and Gloucestershire. Right hand opening bat, slow left arm bowler, occasional wicketkeeper. **International umpiring record**; First Test: England v West Indies at Edgbaston in 1991. Total Tests: 2. First one-day international: England v Pakistan at Trent Bridge in 1992. Total one-day internationals: 4.

John Hampshire Born: 10/02/1941. Ex-England, Yorkshire and Derbyshire. Right hand bat, leg spin bowler. **International umpiring record** First Test: England v Australia at Old Trafford in 1989. Total Tests: 16. First one-day international: England v Australia at Trent Bridge in 1989. Total one-day internationals: 19.

Ray Julian Born: 23/08/1936. Ex-Leicestershire. Right hand bat, wicketkeeper. **International umpiring record** First one-day international: England v India at The Oval in 1996. Total one-day internationals: 5

Neil Mallender Born: 13/08/1961. Ex-England, Northamptonshire and Somerset. Right hand bat, right arm medium-fast bowler.

Alan Whitehead Born: 28/10/1940. Ex-Somerset. Left hand bat, slow left arm bowler. **International umpiring record** First Test: England v India at The Oval in 1982. Total Tests: 5. First one-day international: Canada v Pakistan, Headingley, 1979. Total one-day internationals: 13.

David Constant Born: 09/11/1941. Ex-Kent, Leicestershire. Left hand bat, slow left arm bowler. **International umpiring record** First Test: England v Pakistan at Lord's in 1971. Total Tests: 36. First one-day international: England v Australia at Edgbaston in 1972. Total one-day internationals: 32.

Peter Willey Born: 06/12/1949. Ex-England, Leicestershire and Northamptonshire. Right hand bat, off-break bowler. **International umpiring record** First Test: West Indies v New Zealand at Bridgetown, Barbados in 1996. Total Tests: 23. First one-day international: England v India at The Oval in 1996. Total one-day internationals: 21.

David Shepherd Born: 27/12/1940. Ex-Gloucestershire. Right hand bat, right arm medium bowler. **International umpiring record** First Test: England v Australia at Old Trafford in 1985. Total Tests: 56. First one-day international: Pakistan v Sri Lanka at Swansea in 1983. Total one-day internationals: 96.

Merv Kitchen Born: 01/08/1940. Ex-Somerset. Left-hand bat, right arm medium bowler. **International umpiring record** First Test: England v New Zealand at Lord's in 1990. Total Tests: 20. First one-day international: Australia v Zimbabwe at Trent Bridge in 1983. Total one-day internationals: 27.

Ken Palmer Born: 22/04/1937. Ex-England and Somerset. Right hand bat, right arm fast-medium bowler. **International umpiring record** First Test: England v Pakistan at Edgbaston in 1978. Total Tests 22. First one-day international: England v Australia at The Oval in 1977. Total one-day internationals: 22.

John Holder Born: 19/03/1945. Ex-Hampshire. Right hand bat, right arm fast-medium bowler. **International umpiring record** First Test: England v Sri Lanka at Lord's in 1988. Total Tests: 10. First one-day international: England v Sri Lanka at The Oval in 1988. Total one-day internationals: 17.

Jeremy Lloyds Born: 17/11/1954. Ex-Somerset and Gloucestershire. Left hand bat, off break bowler. **International umpiring record** First one-day international: West Indies v Zimbabwe at Bristol in 2000. Total one-day internationals: 1.

Allan Jones Born: 09/12/1947. Ex-Sussex, Somerset, Middlesex and Glamorgan. Right hand bat, right arm fast bowler. **International umpiring record**; First one-day international: England v India at Old Trafford, 1996. Total one-day internationals: 1.

George Sharp Born: 12/03/1950. Ex-Northamptonshire. Right hand bat, left arm medium bowler. **International umpiring record** First Test: England v India at Trent Bridge in 1996. Total Tests 13. First one-day international: India v Sri Lanka at Singapore in 1995/96. Total one-day internationals: 24.

Match Referee

Brian Hastings Born: 23/03/1940. Ex-New Zealand. Right hand bat, leg break. **International refereeing record** First Test: Pakistan v Sri Lanka at Rawalpindi in 1999/2000. Total Tests: 8. First one-day international: Pakistan v Sri Lanka at Karachi in 1999/2000. Total one-day internationals: 7.

Fixtures & Results

Date	Fixture	Venue
Thu 7	Pak beat Eng by 108 runs	*Edgbaston
Sat 9	Pakistan v Australia	Cardiff
Sun 10	England v Australia	Bristol
Tue 12	England v Pakistan	Lord's
Thu 14	England v Australia	*Old Trafford
Sat 16	Pakistan v Australia	Chester-le-Street
Sun 17	England v Pakistan	Headingley
Tue 19	Pakistan v Australia	*Trent Bridge
Thu 21	England v Australia	The Oval
Sat 23	FINAL	Lord's

*Day/Night match

The Duckworth Lewis System

If matches are rain-affected the Duckworth Lewis system is used to reset targets. The system is based on what percentage of its resources (overs and wickets) a team have left. With 50 overs left and 10 wickets remaining, a team has 100 per cent of its resources left. The table shows the percentage of resources at other stages in the innings.

The procedure for working out targets is as follows:

1) For each innings: Use the table to calculate the resource percentage lost by the interruption and therefore calculate the resource percentage still available.

2) If team 2 have less resources available than team 1, calculate the ratio of the resources available to both teams. Team 2's revised target is obtained by scaling down team 1's score by this ratio.

3) If team 2 have more resources available than team 1, calculate the amount by which team 2's resources exceeds team 1's.

Work this out as a percentage of 225 (the average 50-over score in ECB matches and one-day internationals). This gives the extra runs to add to team score to give team 2's target.

OVERS LEFT	WICKETS LOST				
	0	2	5	7	9
50	100	83.8	49.5	26.5	7.6
40	90.3	77.6	48.3	26.4	7.6
30	77.1	68.2	45.7	26.2	7.6
25	68.5	61.8	43.4	25.9	7.6
20	58.9	54.0	40.0	25.2	7.6
10	34.1	32.5	27.5	20.6	7.5

The NatWest Series 2001

.....last years tournament & ODI records



The NatWest Series Results 2000



Match 1 6th Jul 2000

Bristol: **West Indies lost to Zimbabwe by 6 wickets.** West Indies 232 for 7 (50 overs) (B.C.Lara 60, W.W.Hinds 51); Zimbabwe 233 for 4 (45 overs) (N.C.Johnson 95*). **Man of the Match:** N C Johnson

Match 2 8th Jul 2000

The Oval: **England lost to Zimbabwe by 5 wickets.** England 207 (50 overs) (M.E.Trescothick 79, G.A.Hick 50, G.W.Flower 3-9, P.A.Strang 3-36); Zimbabwe 210 for 5 (48.2 overs) (A.D.R.Campbell 80, A.Flower 61). **Man of the Match:** A D R Campbell

Match 3 9th July 2000

Lord's: **England v West Indies. No result** (1 pt each). England 158 for 8 (43.5 overs) (F.A.Rose 3-42); West Indies. **Man of the Match:** Not Awarded

Match 4 11th Jul 2000

Canterbury: **West Indies lost to Zimbabwe by 70 runs.** Zimbabwe 256 for 4 (50 overs) (G.J.Whittall 83, A.D.R.Campbell 77*, N.C.Johnson 51); West Indies 186 for 8 (50 overs) (N.A.M.McLean 50*). **Man of the Match:** G J Whittall

Match 5 13th Jul 2000

Old Trafford: **England beat Zimbabwe by 8 wickets.** Zimbabwe 114 (38.4 overs); England 115 for 2 (20.3 overs). **Man of the Match:** A Flintoff

Match 6 15th July 2000

Riverside: **England beat West Indies by 10 wickets.** West Indies 169 for 8 (50 overs) (B.C.Lara 54, A.D.Mullally 3-27); England 171 for 0 (35.2 overs) (M.E.Trescothick 87*, A.J.Stewart 74*). **Man of the Match:** M E Trescothick

Match 7 16th July 2000

Riverside: **Zimbabwe beat West Indies by 6 wickets.** West Indies 287-5 (50 overs) (S L Campbell 105, B C Lara 87). Zimbabwe 290-4 (49.1 overs) (M W Goodwin 112 no, G W Flower 96 no). **Man of the Match:** M W Goodwin

Match 8 18th July 2000

Edgbaston: **England beat Zimbabwe by 52 runs.** England 262 for 8 (50 overs) (A.J.Stewart 101, H.H.Streak 3-59); Zimbabwe 210 for 9 (50 overs) (A.D.R.Campbell 60, N.C.Johnson 52, C.White 3-34). **Man of the Match:** A J Stewart

Match 9 20th July 2000

Trent Bridge: **West Indies beat England by 3 runs.** West Indies 195-9 (50 overs); England 192 all out (A.J.Stewart 100no). **Man of the Match:** C H Gayle

FINAL 22nd July 2000

Lord's: **England beat Zimbabwe by 6 wickets** Zimbabwe 169 for 7 (50 overs) (G.W.Flower 53*, D.Gough 3-20); England 170 for 4 (45.2 overs) (A.J.Stewart 97, H.H.Streak 3-30)

Man of the Match: A J Stewart

Overall One Day International Records

Best Individual Scores

Player	Score	Teams	Venue	Year
Saeed Anwar	194	Pakistan v India	Chennai	1996/97
I.V.A.Richards	189*	West Indies v England	Old Trafford	1984
S.T.Jayasuriya	189	Sri Lanka v India	Sharjah	2000/1
G.Kirsten	188*	South Africa v UAE	Rawalpindi	1995/96
S.R.Tendulkar	186*	India v New Zealand	Hyderabad	1999/00
S.C.Ganguly	183	India v Sri Lanka	Taunton	1999
I.V.A.Richards	181	West Indies v Sri Lanka	Karachi	1987/88
Kapil Dev	175*	India v Zimbabwe	Tunbridge Wells	1983
M.E.Waugh	173	Australia v West Indies	Melbourne	2000/01
G.M.Turner	171*	New Zealand v East Africa	Edgbaston	1975

Best Innings Bowling

Player	Figs	Teams	Venue	Year
M.Muralitharan	7/30	Sri Lanka v India	Sharjah	2000/1
Aaqib Javed	7/37	Pakistan v India	Sharjah	1991/92
W.W.Davis	7/51	West Indies v Australia	Headingley	1983
A.Kumble	6/12	India v West Indies	Calcutta	1993/94
G.J.Gilmour	6/14	Australia v England	Headingley	1975
Imran Khan	6/14	Pakistan v India	Sharjah	1984/85
C.E.H.Croft	6/15	West Indies v England	Arnos Vale	1980/81
Azhar	6/18	Pakistan v West Indies	Sharjah	1999/00
H.K.Olonga	6/19	Zimbabwe v England	Cape Town	1999/00
B.C.Strang	6/20	Zimbabwe v Bangladesh	Nairobi	1997/98

Highest Team Totals

Total	Teams	Venue	Year
398 for 5	Sri Lanka v Kenya	Kandy	1995/96
376 for 2	India v New Zealand	Hyderabad	1999/00
373 for 6	India v Sri Lanka	Taunton	1999
371 for 9	Pakistan v Sri Lanka	Nairobi	1996/97
363 for 7	England v Pakistan	Trent Bridge	1992
360 for 4	West Indies v Sri Lanka	Karachi	1987/88
349 for 6	Australia v New Zealand	Christchurch	1999/00
349 for 9	Sri Lanka v Pakistan	Singapore	1995/96
349 for 9	New Zealand v India	Rajkot	1999/00
348 for 8	New Zealand v India	Nagpur	1995/96

Lowest Team Totals

Total	Teams	Venue	Year
43	Pakistan v West Indies	Cape Town	1992/93
45	Canada v England	Old Trafford	1979
54	India v Sri Lanka	Sharjah	2000/1
55	Sri Lanka v West Indies	Sharjah	1986/87
63	India v Australia	Sydney	1980/81
64	New Zealand v Pakistan	Sharjah	1985/86
68	Scotland v West Indies	Leicester	1999
69	South Africa v Australia	Sydney	1993/94
70	Australia v England	Edgbaston	1977
70	Australia v New Zealand	Adelaide	1985/86

Most Games Played

Player	Matches
M.Azharuddin (India)	334
Wasim Akram (Pakistan)	317
S.R.Waugh (Australia)	311
Salim Malik (Pakistan)	283
P.A.de Silva (Sri Lanka)	275
A.R.Border (Australia)	273
A.Ranatunga (Sri Lanka)	269
S.R.Tendulkar (India)	268
Ijaz Ahmed (Pakistan)	250
Inzamam-ul-Haq (Pakistan)	244
D.L.Haynes (West Indies)	238
S.T.Jayasuriya (Sri Lanka)	235
Javed Miandad (Pakistan)	233
M.E.Waugh (Australia)	232
Kapil Dev (India)	225
R.B.Richardson (West Indies)	224

Leading 5 Wicket Hauls

Player	5 Wkts	Mtchs
Waqar Younis (Pakistan)	10	209
L.Klusener (South Africa)	6	113
Saqlain Mushtaq (Pakistan)	6	139
R.J.Hadlee (New Zealand)	5	115
M.Muralitharan (Sri Lanka)	5	165

Most Ducks

Player	Ducks	Mtchs
Wasim Akram (Pakistan)	25	317
R.S.Kaluwitharana (Sri Lanka)	20	160
Salim Malik (Pakistan)	19	283
A.Ranatunga (Sri Lanka)	18	269
S.T.Jayasuriya (Sri Lanka)	17	235
C.J.McDermott (Australia)	15	138
A.C.Parore (New Zealand)	15	163

Leading Runscorers

Player	Runs	Mtchs
S.R.Tendulkar (India)	10179	268
M.Azharuddin (India)	9377	334
D.L.Haynes (West Indies)	8648	238
P.A.de Silva (Sri Lanka)	8430	275
M.E.Waugh (Australia)	8245	232
Saeed Anwar (Pakistan)	8163	224
Inzamam-ul-Haq (Pakistan)	8005	244
A.Ranatunga (Sri Lanka)	7454	269
Javed Miandad (Pakistan)	7381	233
S.R.Waugh (Australia)	7182	311

Leading Wicket-takers

Player	Wkts	Mtchs
Wasim Akram (Pakistan)	440	317
Waqar Younis (Pakistan)	332	209
A.Kumble (India)	274	208
J.Srinath (India)	261	192
Kapil Dev (India)	253	225
S.K.Warne (Australia)	252	162
Saqlain Mushtaq (Pakistan)	252	139
M.Muralitharan (Sri Lanka)	236	165
C.A.Walsh (West Indies)	227	205
A.A.Donald (South Africa)	226	136

Leading Dismissals

Player	Dismissals	Mtchs
Moin Khan (Pakistan)	257	182
I.A.Healy (Australia)	234	168
P.J.L.Dujon (West Indies)	202	166
R.S.Kaluwitharana (Sri Lanka)	175	155
A.C.Gilchrist (Australia)	171	108
D.J.Richardson (South Africa)	165	122
N.R.Mongia (India)	154	140
A.Flower (Zimbabwe)	151	165
M.V.Boucher (South Africa)	136	91
A.J.Stewart (England)	131	109

Leading Stumpings

Player	Stumpings	Mtchs
Moin Khan (Pakistan)	66	182
R.S.Kaluwitharana (Sri Lanka)	64	155
N.R.Mongia (India)	44	140
I.A.Healy (Australia)	39	168
A.Flower (Zimbabwe)	30	165
Rashid Latif (Pakistan)	28	102
K.S.More (India)	27	94
A.C.Gilchrist (Australia)	25	108
A.C.Parore (New Zealand)	24	134
Salim Yousuf (Pakistan)	22	85

Leading Catches (ex Wkt-Keepers)

Player	Catches	Mtchs
M.Azharuddin (India)	156	334
A.R.Border (Australia)	127	273
R.S.Mahanama (Sri Lanka)	109	213
S.R.Waugh (Australia)	109	311
M.E.Waugh (Australia)	103	232

Most Centuries

Player	Centuries	Mtchs
S.R.Tendulkar (India)	28	268
Saeed Anwar (Pakistan)	19	224
M.E.Waugh (Australia)	18	232
D.L.Haynes (West Indies)	17	238
S.C.Ganguly (India)	16	164
B.C.Lara (West Indies)	14	190
C.G.Greenidge (West Indies)	11	128
I.V.A.Richards (West Indies)	11	187