



The NatWest Series 2001

Tuesday 19 June

CONTENTS

- 2 Match review – England v Pakistan
- 3 Match preview – Australia v Pakistan
- 4 2001 fixtures, results & averages
- 5 Regulations, umpires & 2002 fixtures
- 6 2000 NatWest Series results & One day records

Rehearsal for finalists

Australia and Pakistan again take centre stage as The NatWest Series moves towards the end of its group phase.

The two sides are already guaranteed a place in Saturday's final at Lord's but with top spot in the table still up for grabs, there remains plenty for both to play for.

Australia won the first meeting between the two teams earlier in the competition but they were denied an early chance to weigh each other out ahead of the final when last Saturday's clash at the Riverside was washed out.

Since then Pakistan have been in action against England at Headingley, where they completed a hat-trick of victories over the home nation.

Captain Waqar Younis was the chief destroyer, claiming seven wickets as his side left England with just one more chance to break their duck in the competition.

That will come against Australia at the Oval on Thursday, and with a huge crowd already assured, Alec Stewart's men will at least want to finish the tournament on a high.

They may have little to play for in terms of the competition but several players will be hoping to impress with the Ashes series and winter tours in mind.

Ben Hollioake and Owais Shah have both taken the opportunity to shine in The NatWest Series and the likes of Paul Collingwood and Ali Brown will be hoping to follow suit.

Marcus Trescothick and Darren Gough have also provided some bright spots for England with the latter overtaking Ian Botham's record one-day international wicket tally in the Leeds match.

The Yorkshire paceman now has 147 victims to his name in the limited overs game for England and with plenty more one-day internationals coming up over the next two years, he has the chance to set the standard for a long time to come.



Newswire on line

Welcome to the latest issue of The NatWest Series Newswire.

Updated editions will be produced after each game and will be available in the press boxes at the match venues.

You can also download your own copy of the Newswire from the ECB website. Simply visit the site at ecb.co.uk, click on The NatWest Series references and follow the prompts.

You will need Adobe Acrobat software, which can be downloaded free of charge from adobe.com if you haven't already got it. The whole process should only take a few minutes and will enable you to print any or all of the Newswire pages.

A NatWest Series stats review will be sent by e-mail only after the Final.

To make sure you receive the file please send your e-mail address to phil.ascough@pa.press.net

Group Standings


Name	P	W	L	T	NR	R/R	Pts
Australia	4	3	0	0	1	1.08	7
Pakistan	5	3	1	0	1	0.69	7
England	5	0	5	0	0	-1.18	0

Your NatWest Series Newswire contacts

NatWest: Octagon Marketing
Lucinda Harding tel 07788 716032
Joss Sargent tel 07850 935685

Content: Press Association
Phil Ascough
tel 01430 455673
fax 0870 124 0815
e-mail phil.ascough@pa.press.net

“PA” SPORT



ENGLAND v PAKISTAN



17th June at Headingley

England conceded the match

Match Review

PAKISTAN captain Waqar Younis produced a devastating new-ball spell to send England spinning to a fifth consecutive defeat in The NatWest Series.

Waqar claimed seven for 36 - the second-best figures ever in one-day international cricket - as Pakistan completed a third straight win over the home nation in the tournament.

They got off to a perfect start when Waqar comprehensively bowled Marcus Trescothick with the very first ball of the match and the tourists did not look back after that.

England were reeling at 58 for seven when Waqar completed his allotted 10 overs and were facing a struggle to overcome the 86 they managed against Australia at Old Trafford in their previous game.

But Ben Hollioake continued his impressive form in the tournament with a superb counter-attacking 53 and Darren Gough weighed in with an unbeaten 40 to give the home side a glimmer of hope.

Gough then struck early by removing opener Shahid Afridi as Pakistan got their pursuit of England's 156 off to a shaky start but Abdur Razzaq soon put the record straight with a typically aggressive 75.

Gough's wicket - his first of two - lifted him above Ian Botham's limited overs England record of 145 but any personal joy was overshadowed by the disappointment of another defeat.

Razzaq was in outstanding form and once he decided he was going to try to win the game in boundaries there seemed little hope for England. He was eventually removed by Dominic Cork but by then the damage had been done.

Saeed Anwar (24) and Yousuf Youhana (24) also weighed as Pakistan made light work of their task although they were denied the chance to formally complete victory by a pitch invasion.

Fans prematurely ran onto the ground with Pakistan still three runs short of England's total but with over 10 overs of the game still to play, home skipper Alec Stewart decided to concede the match to the opposition.

Darren Gough

Darren Gough was a happy man after moving ahead of Ian Botham as England's most successful limited-overs bowler.

The wickets of Shahid Afridi and Saeed Anwar were the Yorkshire seamer's 146th and 147th one-day victims.

He was delighted not only to set the record, but also to achieve it at his home ground.

He said: "When you pass a name like Ian Botham - who is a man I hold in high esteem - it's a big honour.

"Just to pass him in fewer games is a big honour for me - and hopefully I can set the benchmark for people to catch me.

"It was important to play well for an England win - which didn't work. But it was great to get the wicket on my own ground.

"You can't beat doing it on your own ground.

"It was always in the back of my mind that I could do it here and it was a relief when Afridi edged it."

Scorecard

Pakistan won the toss

ENGLAND					PAKISTAN						
	Runs	6s	4s	BIs	Min		Runs	6s	4s	BIs	Min
M E Trescothick b Younis	0	0	0	1	0	Saeed Anwar c Stewart b Gough	24	0	4	29	35
N V Knight c Afridi b Younis	9	0	1	23	34	Shahid Afridi c Stewart b Gough	2	0	0	17	25
*†A J Stewart c Razzaq b Younis	18	0	1	47	91	Abdur Razzaq c Stewart b Cork	75	1	7	103	140
M P Vaughan c Khan b Younis	2	0	0	17	20	Yousuf Youhana c Stewart b Cork	24	0	1	74	104
O A Shah c-ul-Haq b Younis	3	0	0	7	12	Younis Khan not out	10	0	1	21	28
P D Collingwood c Khan b Younis	0	0	0	1	6	Azhar Mahmood not out	6	0	1	4	1
B C Hollioake b Afridi	53	0	9	66	96	Extras (w3 nb9)	12				
D G Cork c Latif b Younis	4	0	0	7	10	Total (for 4, 39.5 overs)	153				
D Gough not out	40	1	2	86	99	Fall: 1-21, 2-34, 3-128, 4-147.					
A R Caddick c Latif b Mahmood	6	0	1	19	15	Did Not Bat: Inzamam -ul-Haq, Fazl-e-Akbar, †Rashid Latif, *Waqar Younis, Saqlain Mushtaq.					
A D Mullally run out	0	0	0	5	10	Bowling: D Gough 10-2-39-2, A R Caddick 10-1-28-0, A D Mullally 10-1-30-0, D G Cork 5.5-0-32-2, B C Hollioake 3-0-14-0, P D Collingwood 1-0-10-0.					
Extras (lb6 w8 nb7)	21					Umpires: J W Holder and M J Kitchen.					
Total (45.2 overs)	156										
Fall: 1-0, 2-23, 3-30, 4-38, 5-39, 6-51, 7-58, 8-125, 9-142.											

NatWest Man of the Match

Waqar Younis

Pakistan captain Waqar Younis was outstanding as he ripped through England with the new ball in a devastating 10-over spell. His figures of seven for 36 were the best by a pace bowler in one-day international cricket and the second best by any bowler. Only Muttiah Muralitharan has recorded a better analysis. Waqar had England's top order in all kinds of trouble right from the very first ball when he shattered Marcus Trescothick's stumps. Most of his wickets were caught behind, by the keeper or slips, but the deliveries to remove Trescothick and Dominic Cork were especially impressive.

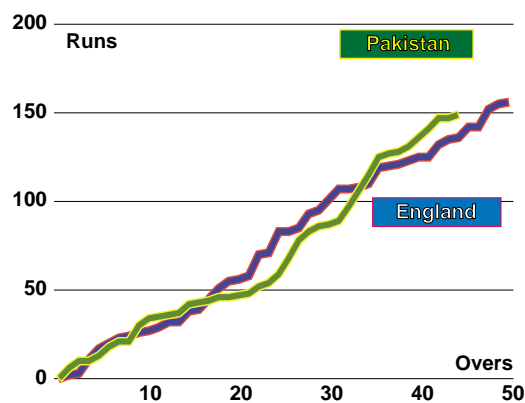


Runs DNB

Wickets 7

Catches 0

Run Graph



Bowling Speeds

Pakistan

Name	Min (mph)	Max (mph)	Ave (mph)
Afridi	46.9	60.6	54.6
Akbar	75.9	85.4	81.6
Mahmood	73.3	80.7	77.7
Mushtaq	46.6	65.7	53.9
Razzaq	74.0	85.9	80.5
Waqar	77.5	91.6	80.8

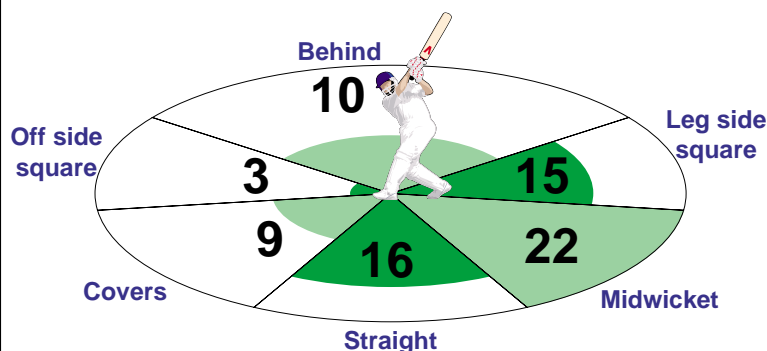
Fastest ball by: Waqar 91.6 mph
 Highest average: Akbar, 81.6 mph
 Highest Recorded Dismissal Speed:
 Waqar: Speed - 81.5 mph
 (Wicket of Vaughan, ct Khan)

England

Name	Min (mph)	Max (mph)	Ave (mph)
Caddick	76.8	87.7	83.2
Collingwood	74.6	76.1	75.3
Cork	65.6	81.8	76.2
Gough	76.7	90.2	86.2
Hollioake	64.3	78.8	75.3
Mullally	63.8	80.4	76.1

Fastest ball by:
 Gough 90.2 mph
 Highest average:
 Gough 86.2 mph
 Highest Recorded Dismissal Speed:
 Gough: Speed - 87.6 mph
 (Wicket of Anwar, ct Stewart)

Best Innings Abdur Razzaq 75 off 103 balls in 140 minutes



SUPPLIED BY
 FREESERVE.COM
 SPEEDSTER



AUSTRALIA v PAKISTAN



19th June at Trent Bridge

Match Preview	Recent Meetings	Australia Squad	Pakistan Squad
<p>PAKISTAN go into their last group game of The NatWest Series hoping to steal a march on their final opponents.</p> <p>Waqar Younis' side will meet Australia again at Lord's on Saturday but first have the small matter of a day/night encounter at Trent Bridge to deal with.</p> <p>The two sides are level on points at the top of the table and Pakistan will have high hopes of claiming first place and a psychological advantage ahead of the final.</p> <p>The game is the third floodlit match of the competition and if it provides any of the excitement of the first two, the Nottingham crowd could be in for a treat.</p> <p>Both sides have already won under the lights with Pakistan defeating England at Edgbaston and Australia also overcoming the home side at Old Trafford.</p> <p>The two teams were due to meet last Saturday at the Riverside but the game was abandoned without a ball being bowled. Rain and mist prevented the game from getting under way at the scheduled time and persistent drizzle prompted the umpires to call off the day's activities shortly before 2pm.</p> <p>The weather robbed supporters the chance of seeing more of the same explosive play that saw Steve Waugh's men beat Pakistan by seven wickets at Cardiff. Rashid Latif and Ricky Ponting were both in outstanding form that day and more of the same kind of entertainment will certainly not go amiss at Trent Bridge.</p> <p>Ponting, however, could find himself sitting out the game with Australia likely to continue with their now familiar rotation policy. Michael Bevan and Mark Waugh have both taken their turn at watching already in The NatWest Series and the Tasmanian Ponting could be the next to miss out.</p> <p>Pakistan will hope to have paceman Wasim Akram back amongst their ranks. The former Lancashire all-rounder has not featured since the first game of the tournament after injuring his shoulder.</p>	<p>2nd February 2000 Melbourne: Australia beat Pakistan by 6 wickets Pakistan 154 (47.2 overs) (G.D.McGrath 3-17, B.Lee 3-18); Australia 155 for 4 (42.4 overs) (M.G.Bevan 54, R.T.Ponting 50)</p> <p>4th February 2000 Sydney: Australia beat Pakistan by 152 runs Australia 337 for 7 (50 overs) (R.T.Ponting 78, M.E.Waugh 53, A.C.Gilchrist 51); Pakistan 185 (36.3 overs) (G.D.McGrath 5-49, B.Lee 3-51)</p> <p>9th June 2001 Cardiff: Pakistan lost to Australia by 7 wickets Pakistan 257 (49.5 overs) (Yousuf Youhana 91*, Rashid Latif 66, S.K.Warne 3-52); Australia 258 for 3 (45.4 overs) (R.T.Ponting 70, M.G.Bevan 56*, S.R.Waugh 54*)</p>	<p>4 Jason Gillespie</p> <p>5 Steve Waugh (c)</p> <p>6 Mark Waugh</p> <p>11 Glenn McGrath</p> <p>12 Michael Bevan</p> <p>14 Ricky Ponting</p> <p>15 Wade Seccombe</p> <p>17 Damien Fleming</p> <p>18 Adam Gilchrist (wk)</p> <p>23 Shane Warne</p> <p>28 Matthew Hayden</p> <p>29 Ian Harvey</p> <p>30 Damien Martyn</p> <p>39 Andy Symonds</p> <p>59 Nathan Bracken</p>	<p>1 Saeed Anwar</p> <p>3 Wasim Akram</p> <p>4 Younis Khan</p> <p>6 Rashid Latif (wk)</p> <p>8 Inzamam-ul-Haq</p> <p>9 Saqlain Mushtaq</p> <p>10 Shahid Afridi</p> <p>11 Azhar Mahmood</p> <p>12 Abdur Razzaq</p> <p>13 Yousuf Youhana</p> <p>14 Shoaib Akhtar</p> <p>15 Fazir Iqbal</p> <p>17 Imran Nazir</p> <p>18 Shoaib Malik</p> <p>99 Waqar Younis (c)</p> <p>— Saleem Elahi</p>

Australia v Pakistan Stats Archive

Australia Batting Averages (v Pakistan)

Name	M	I	NO	Runs	HS	Avge
M.G.Bevan	20	18	6	798	83	66.50
R.T.Ponting	13	13	1	568	124*	47.33
A.C.Gilchrist	12	12	0	391	103	32.58
A.Symonds	8	4	0	127	47	31.75
S.R.Waugh	41	39	8	947	82	30.54
D.R.Martyn	12	10	4	172	50	28.66
M.E.Waugh	27	25	2	635	121*	27.60
S.K.Warne	14	9	2	83	30	11.85
D.W.Fleming	10	3	1	14	10	7.00
G.D.McGrath	18	6	3	1	1	0.33
I.J.Harvey	1	0	0	0	0	-

Pakistan Batting Averages (v Australia)

Name	M	I	NO	Runs	HS	Avge
Yousuf Youhana	11	11	1	409	100	40.90
Inzamam-ul-Haq	21	21	3	615	91*	34.16
Abdur Razzaq	8	8	1	222	60	31.71
Rashid Latif	9	7	2	143	66	28.60
Shoaib Akhtar	12	8	6	54	36	27.00
Saeed Anwar	23	23	1	543	104*	24.68
Wasim Akram	41	37	3	654	86	19.23
Shahid Afridi	11	11	0	205	45	18.63
Azhar Mahmood	9	9	2	126	65*	18.00
Waqar Younis	21	15	5	150	37	15.00
Younis Khan	1	1	0	13	13	13.00
Saqlain Mushtaq	15	12	3	105	37*	11.66
Saleem Elahi	1	1	0	0	0	0.00

Australia Bowling Averages (v Pakistan)

Name	O	M	R	W	Avge	Best	Econ
I.J.Harvey	10	2	39	2	19.50	2-39	3.90
G.D.McGrath	166.2	21	693	33	21.00	5-49	4.16
S.K.Warne	132.1	14	546	25	21.84	4-33	4.13
D.W.Fleming	89	9	390	15	26.00	4-49	4.38
A.Symonds	43.2	2	183	7	26.14	3-34	4.22
M.G.Bevan	43	1	195	7	27.85	3-36	4.53
S.R.Waugh	168.5	4	774	20	38.70	4-48	4.58
M.E.Waugh	43.2	1	238	5	47.60	2-43	5.49
R.T.Ponting	4	0	21	0	-	-	5.25
D.R.Martyn	7	0	57	0	-	-	8.14

Pakistan Bowling Averages (v Australia)

Name	O	M	R	W	Avge	Best	Econ
Saqlain Mushtaq	130.2	7	530	25	21.20	5-29	4.06
Wasim Akram	372.2	28	1527	57	26.78	5-21	4.10
Abdur Razzaq	58.5	1	280	9	31.11	4-23	4.75
Shoaib Akhtar	92	7	531	16	33.18	3-31	5.77
Shahid Afridi	76.3	0	388	9	43.11	2-1	5.07
Waqar Younis	174.5	12	817	18	45.38	3-55	4.67
Saeed Anwar	9	0	49	1	49.00	1-15	5.44
Azhar Mahmood	59	1	331	3	110.33	1-37	5.61

Key Players

Abdur Razzaq

The Pakistan all-rounder has indicated his desire to play county cricket in England and has certainly done his cause no harm with some excellent performances on this tour. Razzaq gave England a clear demonstration of his abilities in Pakistan last winter and he has again proved a thorn in their side in The NatWest Series. His superb 75 against the hosts at Headingley was full of attacking flair and his bowling has backed up an already strong seam attack.

Jason Gillespie

The paceman was outstanding at Old Trafford as Australia wrapped up a comfortable victory over England in their last game. Gillespie was initially a doubt for this tour due to injury concerns but he has now well and truly proved his fitness. He claimed three for 20 under the Manchester floodlights in a spell that underlined his class. The prospect of seeing him line up alongside Glenn McGrath and Brett Lee is a fearsome one for both Pakistan and England in the remainder of The NatWest Series.

Weather Outlook

It is expected to remain warm and dry. There will be lots of hazy sunshine, although a little more cloud is likely late in the day. There will be a light southerly wind and it will be rather humid. Max temp 22-24C (72-75F).



Australia against Pakistan

Best Individual Score	G.R.Marsh 125* (Melbourne 1988/89)
Best Innings Bowling	C.G.Rackemann 5/16 (Adelaide 1983/84)
Leading run-scorer	S.R.Waugh 947 (41 matches)
Leading wicket-taker	G.D.McGrath 33 (18 matches)
Most hundreds	S.B.Smith 1 (3 matches)
Most fifties (including hundreds)	M.G.Bevan 9 (20 matches)
Highest Team Total	337 for 7 (Sydney 1999/00)
Lowest Innings Total	120 (Hobart 1996/97)

Pakistan against Australia

Best Individual Score	Ijaz Ahmed 111 (Lahore 1998/99)
Best Innings Bowling	Wasim Akram 5/21 (Melbourne 1984/85)
Leading run-scorer	Javed Miandad 1019 (35 matches)
Leading wicket-taker	Wasim Akram 57 (41 matches)
Most hundreds	Zaheer Abbas 2 (11 matches)
Most fifties (including hundreds)	Javed Miandad 7 (35 matches)
Highest Team Total	315 for 8 (Lahore 1998/99)
Lowest Innings Total	132 (Lord's 1999)

The NatWest Series 2001

.....this years results & averages



Fixtures & Results

Date	Fixture/Result	Venue	Umpires	Man of the Match
Thu 7	Pak beat Eng by 108 runs	*Edgbaston	B Duddleston & JH Hampshire	Saeed Anwar
Sat 9	Aus beat Pak by 7 wickets	Cardiff	A G T Whitehead and P Willey	Ricky Ponting
Sun 10	Aus beat Eng by 5 wickets	Bristol	J H Hampshire and R Julian	Ricky Ponting
Tue 12	Pak beat Eng by 2 runs	Lord's	N A Mallender and K E Palmer	Marcus Trescothick
Thu 14	Aus beat Eng by 125 runs (D/L)	*Old Trafford	J W Holder and J W Lloyds	Jason Gillespie
Sat 16	Pakistan v Australia	Chester-le-Street	Match Abandoned	
Sun 17	England conceded against Pakistan	Headingley	J W Holder And M J Kitchen	Waqar Younis
Tue 19	Pakistan v Australia	*Trent Bridge		
Thu 21	England v Australia	The Oval		
Sat 23	FINAL	Lord's		

*Day/Night match

Australia

Australia Tournament Batting Averages

Name	M	I	NO	Runs	HS	Avg
S.R.Waugh	3	3	2	144	64	144.00
D.R.Martyn	3	2	1	97	51*	97.00
M.G.Bevan	2	2	1	93	56*	93.00
R.T.Ponting	3	3	0	193	102	64.33
M.E.Waugh	2	2	0	93	47	46.50
I.J.Harvey	3	2	1	19	19*	19.00
A.Symonds	3	2	0	34	23	17.00
A.C.Gilchrist	3	3	0	22	13	7.33
M.L.Hayden	2	1	0	0	0	0.00
S.K.Warne	3	1	1	14	14*	-
G.D.McGrath	3	0	0	0	0	-
J.N.Gillespie	1	0	0	0	0	-
B.Lee	2	0	0	0	0	-

Australia Tournament Bowling Averages

Name	O	M	R	W	Avg	Best
J.N.Gillespie	9	5	20	3	6.66	3-20
G.D.McGrath	28.5	6	86	5	17.20	2-19
S.K.Warne	26	2	116	5	23.20	3-52
I.J.Harvey	20.4	2	104	3	34.66	2-39
A.Symonds	14	0	71	2	35.50	2-24
B.Lee	20	2	140	3	46.66	2-55
M.G.Bevan	2	0	12	0	-	-
D.R.Martyn	4	0	21	0	-	-
M.E.Waugh	8	0	27	0	-	-

Australia Career Batting Averages

Name	M	I	NO	Runs	HS	Avg
M.G.Bevan	161	143	50	5378	108*	57.82
R.T.Ponting	121	121	13	4440	145	41.11
D.R.Martyn	77	64	23	1679	144*	40.95
M.E.Waugh	234	227	19	8338	173	40.08
M.L.Hayden	25	23	2	780	111	37.14
A.C.Gilchrist	116	112	4	3622	154	33.53
S.R.Waugh	314	280	57	7326	120*	32.85
A.Symonds	42	30	6	658	68*	27.41
I.J.Harvey	33	25	8	359	47*	21.11
S.K.Warne	165	90	26	821	55	12.82
D.W.Fleming	86	30	17	130	29	10.00
J.N.Gillespie	22	14	3	105	26	9.54
G.D.McGrath	138	41	24	70	11	4.11
N.W.Bracken	9	0	0	0	0	-

Australia Career Bowling Averages

Name	O	M	R	W	Avg	Best
G.D.McGrath	1232	146	4906	209	23.47	5-14
S.K.Warne	1520.3	96	6424	257	24.99	5-33
D.W.Fleming	749.5	59	3327	133	25.01	5-36
J.N.Gillespie	195.1	15	868	31	28.00	4-26
A.Symonds	227.2	5	1115	38	29.34	4-11
S.R.Waugh	1470.3	56	6702	195	34.36	4-33
N.W.Bracken	72	7	344	10	34.40	2-21
R.T.Ponting	24	0	104	3	34.66	1-12
M.E.Waugh	603.3	11	2892	83	34.84	5-24
I.J.Harvey	259.1	15	1211	34	35.61	4-28
M.G.Bevan	322.2	4	1624	35	46.40	3-36
D.R.Martyn	98.4	2	503	9	55.88	2-21
M.L.Hayden	1	0	18	0	-	-

England

England Tournament Batting Averages

Name	M	I	NO	Runs	HS	Avg
M.E.Trescothick	5	5	0	249	137	49.80
N.V.Knight	5	5	1	165	84	41.25
O.A.Shah	4	4	1	103	62	34.33
B.C.Hollooake	5	5	1	96	53	24.00
D.Gough	5	4	1	49	40*	16.33
A.R.Caddick	3	3	1	24	10	12.00
A.J.Stewart	5	5	0	57	25	11.40
D.G.Cork	5	4	0	42	18	10.50
A.D.Brown	2	2	0	20	12	10.00
P.D.Collingwood	3	3	0	11	9	3.66
A.D.Mullally	5	4	1	10	6	3.33
M.A.Ealham	3	2	0	4	4	2.00
M.P.Vaughan	4	4	0	7	5	1.75
R.D.B.Croft	1	0	0	0	0	-

England Tournament Bowling Averages

Name	O	M	R	W	Avg	Best
D.Gough	49	5	205	9	22.77	2-31
A.R.Caddick	30	4	110	4	27.50	2-37
A.D.Mullally	50	4	221	7	31.57	3-50
D.G.Cork	41.5	0	215	6	35.83	2-32
M.A.Ealham	25.3	0	127	1	127.00	1-32
M.P.Vaughan	2	0	17	0	-	-
P.D.Collingwood	3	0	28	0	-	-
R.D.B.Croft	7	0	46	0	-	-
B.C.Hollooake	29	0	161	0	-	-

England Career Batting Averages

Name	M	I	NO	Runs	HS	Avg
G.P.Thorpe	68	64	11	2099	89	39.60
N.V.Knight	59	59	6	2096	125*	39.54
M.E.Trescothick	20	20	1	738	137	38.84
O.A.Shah	4	4	1	103	62	34.33
A.J.Stewart	145	140	11	4078	116	31.61
A.D.Brown	15	15	0	353	118	23.53
B.C.Hollooake	12	11	1	218	63	21.80
M.A.Ealham	64	45	4	716	45	17.46
R.D.B.Croft	49	35	12	324	32	14.08
D.Gough	94	61	24	415	45	11.21
D.G.Cork	30	19	2	174	31*	10.23
A.R.Caddick	34	21	9	109	21*	9.08
M.P.Vaughan	6	6	0	42	26	7.00
A.D.Mullally	49	24	9	84	20	5.60
P.D.Collingwood	3	3	0	11	9	3.66

England Career Bowling Averages

Name	O	M	R	W	Avg	Best
M.E.Trescothick	6	0	38	2	19.00	2-7
D.Gough	869.5	79	3626	147	24.66	5-44
A.R.Caddick	314	46	1165	44	26.47	4-19
A.D.Mullally	445.4	47	1702	63	27.01	4-18
D.G.Cork	281.5	18	1286	41	31.36	3-27
M.A.Ealham	537	32	2193	67	32.73	5-15
R.D.B.Croft	404	23	1722	44	39.13	3-51
G.P.Thorpe	20	1	97	2	48.50	2-15
B.C.Hollooake	54	0	283	2	141.50	2-43
A.D.Brown	1	0	5	0	-	-
M.P.Vaughan	3	0	20	0	-	-
P.D.Collingwood	3	0	28	0	-	-

Pakistan

Pakistan Tournament Batting Averages

Name	M	I	NO	Runs	HS	Avg
Azhar Mahmood	4	4	3	71	38*	71.00
Yousuf Youhana	4	4	1	208	91*	69.33
Saeed Anwar	3	3	0	136	77	45.33
Rashid Latif	4	2	0	89	66	44.50
Inzamam-ul-Haq	4	3	0	79	79	26.33
Younis Khan	4	4	1	73	41	24.33
Abdur Razzaq	4	4	0	96	75	24.00
Shahid Afridi	4	4	0	68	30	17.00
Waqar Younis	4	2	1	16	14	16.00
Saleem Elahi	1	1	0	15	15	15.00
Shoab Malik	1	1	0	9	9	9.00
Saqain Mushtaq	4	1	0	2	2	2.00
Shoab Akhtar	1	1	0	1	1	1.00
Wasim Akram	1	1	1	4	4*	-
Fazl-e-Akbar	1	0	0	0	0	-

Pakistan Tournament Bowling Averages

Name	O	M	R	W	Avg	Best
Waqar Younis	33	2	128	11	11.63	7-36
Shahid Afridi	26.2	3	112	5	22.40	3-15
Saqain Mushtaq	35	0	132	5	26.40	2-20
Abdur Razzaq	33	2	131	4	32.75	2-41
Shoab Akhtar	5	0	41	1	41.00	1-41
Azhar Mahmood	35	1	158	3	52.66	2-46
Wasim Akram	7	2	20	0	-	-
Fazl-e-Akbar	10	2	29	0	-	-
Shoab Malik	4	0	39	0	-	-

Pakistan Career Batting Averages

Name	M	I	NO	Runs	HS	Avg
Inzamam-ul-Haq	247	233	34	8005	137*	40.22
Saeed Anwar	226	223	17	8222	194	39.91
Yousuf Youhana	82	78	13	2578	104*	39.66
Saleem Elahi	26	26	2	716	102*	29.83
Abdur Razzaq	82	69	14	1389	75*	25.25
Shahid Afridi	131	127	5	2934	109	24.04
Younis Khan	28	27	2	542	59	21.68
Faisal Iqbal	2	2	1	21	17*	21.00
Imran Nazir	34	34	0	683	80	20.08
Azhar Mahmood	106	81	19	1161	67	18.72
Rashid Latif	105	68	18	837	66	16.74
Wasim Akram	317	249	44	3283	86	16.01
Shoab Malik	17	11	2	139	44	15.44
Shoab Akhtar	45	22	16	85	36	14.16
Saqain Mushtaq	142	83	29	647	37*	11.98
Waqar Younis	212	113	40	815	37	11.16
Mohammad Sami	4	2	2	5	4*	-

Pakistan Career Bowling Averages

Name	O	M	R	W	Avg	Best
Imran Nazir	4.1	0	19	1	19.00	1-3
Saqain Mushtaq	1238.1	56	5270	255	20.66	5-20
Shoab Akhtar	337.5	34	1550	74	20.94	5-19
Waqar Younis	1744.2	114	8027	341	23.53	7-36
Wasim Akram	2711.1	211	10499	440	23.86	5-15
Abdur Razzaq	641.3	44	2792	115	24.27	5-31
Inzamam-ul-Haq	6.4	0	52	2	26.00	1-4
Azhar Mahmood	809.2	49	3633	106	34.27	6-18
Saeed Anwar	36.2	3	176	5	35.20	2-9
Shoab Malik	133.1	3	617	17	36.29	2-21
Shahid Afridi	796.4	24	3759	90	41.76	5-40
Mohammad Sami	29	2	137	3	45.66	2-41
Younis Khan	13	1	57	1	57.00	1-28
Faisal Iqbal	2	0	16	0	-	-
Fazl-e-Akbar	12	2	48	0	-	-

The NatWest Series 2001

.....about this years tournament & 2002 fixtures



How It Works

- All matches will consist of one innings per side and each innings will be limited to 50 overs. A minimum of 25 overs per team shall constitute a match.
- Matches shall be of one day's scheduled duration with the exception of the final, for which a reserve day has been allocated in case of weather interruption.
- In matches without a reserve day there is provision for up to 60 minutes of extra official playing time in day matches and up to 30 minutes in floodlit matches to make up for time lost.
- Play is scheduled to start at 10.45am with an interval of 45 minutes at 2.15pm and close of play at 6.30pm.
- At floodlit matches play is scheduled to start at 2.30pm with an interval of 45 minutes at 6pm and close of play at 10.15pm.
- Two drinks intervals, each one hour and 10 minutes apart, are permitted for each innings.
- Where play is delayed or interrupted the umpires will reduce the length of the interval between innings. If up to 60 minutes are lost the interval will be reduced to 30 minutes. If between 60 and 120 minutes are lost the interval will be reduced to 20 minutes. If more than 120 minutes are lost the interval will be reduced to 10 minutes.
- In games without a reserve day there is provision for up to 60 minutes of extra playing time for day matches and 30 minutes for floodlit matches.
- If the innings of the team batting first is completed prior to the scheduled time for the interval, the interval shall take place immediately and the innings of the team batting second will commence correspondingly earlier.
- For the first 15 overs only two fieldsmen are permitted to be outside the field restriction marking at the instant of delivery. This restriction will be lifted earlier in circumstances where the number of overs is reduced.
- No bowler shall bowl more than 10 overs in an innings. In a delayed or interrupted match where the overs are reduced no bowler may bowl more than one-fifth of the total overs allowed.
- A no ball will be called for short-pitched bowling. The penalty will be one run plus any runs scored.
- Umpires have been instructed to apply a very strict and consistent interpretation in calling wides. The penalty will be one run plus any runs scored.
- In line with the ICC Code of Conduct, fines may be imposed for slow over rates.
- Teams will play each other three times in the group stage and score two points for a win and one point for a tie or no result.
- If the scores in a match are level the result shall be a tie and no account shall be taken of the number of wickets that have fallen.
- The top two teams in the group will contest the final. In the event of teams finishing on equal points the right to play in the final will be decided according to:
 - The most wins in the group matches;
 - The team that won the most matches between the tied sides;
 - The team with the higher run rate;
 - The team that has taken the higher number of wickets per balls;
 - In the event that teams are still level they will draw lots.

Umpires List

- Barry Dudleston** Born: 16/07/1945. Ex-Leicestershire and Gloucestershire. Right hand opening bat, slow left arm bowler, occasional wicketkeeper. **International umpiring record**; First Test: England v West Indies at Edgbaston in 1991. Total Tests: 2. First one-day international: England v Pakistan at Trent Bridge in 1992. Total one-day internationals: 4.
- John Hampshire** Born: 10/02/1941. Ex-England, Yorkshire and Derbyshire. Right hand bat, leg spin bowler. **International umpiring record** First Test: England v Australia at Old Trafford in 1989. Total Tests: 16. First one-day international: England v Australia at Trent Bridge in 1989. Total one-day internationals: 20.
- Ray Julian** Born: 23/08/1936. Ex-Leicestershire. Right hand bat, wicketkeeper. **International umpiring record** First one-day international: England v India at The Oval in 1996. Total one-day internationals: 6.
- Neil Mallender** Born: 13/08/1961. Ex-England, Northamptonshire and Somerset. Right hand bat, right arm medium-fast bowler. Total one-day internationals: 1.
- Alan Whitehead** Born: 28/10/1940. Ex-Somerset. Left hand bat, slow left arm bowler. **International umpiring record** First Test: England v India at The Oval in 1982. Total Tests: 5. First one-day international: Canada v Pakistan, Headingley, 1979. Total one-day internationals: 14.
- David Constant** Born: 09/11/1941. Ex-Kent, Leicestershire. Left hand bat, slow left arm bowler. **International umpiring record** First Test: England v Pakistan at Lord's in 1971. Total Tests: 36. First one-day international: England v Australia at Edgbaston in 1972. Total one-day internationals: 32.
- Peter Willey** Born: 06/12/1949. Ex-England, Leicestershire and Northamptonshire. Right hand bat, off-break bowler. **International umpiring record** First Test: West Indies v New Zealand at Bridgetown, Barbados in 1996. Total Tests: 23. First one-day international: England v India at The Oval in 1996. Total one-day internationals: 22.
- David Shepherd** Born: 27/12/1940. Ex-Gloucestershire. Right hand bat, right arm medium bowler. **International umpiring record** First Test: England v Australia at Old Trafford in 1985. Total Tests: 56. First one-day international: Pakistan v Sri Lanka at Swansea in 1983. Total one-day internationals: 96.
- Merv Kitchen** Born: 01/08/1940. Ex-Somerset. Left-hand bat, right arm medium bowler. **International umpiring record** First Test: England v New Zealand at Lord's in 1990. Total Tests: 20. First one-day international: Australia v Zimbabwe at Trent Bridge in 1983. Total one-day internationals: 28.

Ken Palmer Born: 22/04/1937. Ex-England and Somerset. Right hand bat, right arm fast-medium bowler. **International umpiring record** First Test: England v Pakistan at Edgbaston in 1978. Total Tests 22. First one-day international: England v Australia at The Oval in 1977. Total one-day internationals: 23.

John Holder Born: 19/03/1945. Ex-Hampshire. Right hand bat, right arm fast-medium bowler. **International umpiring record** First Test: England v Sri Lanka at Lord's in 1988. Total Tests: 10. First one-day international: England v Sri Lanka at The Oval in 1988. Total one-day internationals: 19.

Jeremy Lloyds Born: 17/11/1954. Ex-Somerset and Gloucestershire. Left hand bat, off break bowler. **International umpiring record** First one-day international: West Indies v Zimbabwe at Bristol in 2000. Total one-day internationals: 2.

Allan Jones Born: 09/12/1947. Ex-Sussex, Somerset, Middlesex and Glamorgan. Right hand bat, right arm fast bowler. **International umpiring record**; First one-day international: England v India at Old Trafford, 1996. Total one-day internationals: 1.

George Sharp Born: 12/03/1950. Ex-Northamptonshire. Right hand bat, left arm medium bowler. **International umpiring record** First Test: England v India at Trent Bridge in 1996. Total Tests 13. First one-day international: India v Sri Lanka at Singapore in 1995/96. Total one-day internationals: 24.

Match Referee

Brian Hastings Born: 23/03/1940. Ex-New Zealand. Right hand bat, leg break. **International refereeing record** First Test: Pakistan v Sri Lanka at Rawalpindi in 1999/2000. Total Tests: 8. First one-day international: Pakistan v Sri Lanka at Karachi in 1999/2000. Total one-day internationals: 12.

2002 NatWest Series Fixtures

Date	Fixture	Venue
JUNE		
Thu 27	England v Sri Lanka	*Nottingham
Sat 29	England v India	Lord's
Sun 30	India v Sri Lanka	The Oval
JULY		
Tue 02	England v Sri Lanka	Leeds
Thu 04	England v India	*Chester-le-Street
Sat 06	India v Sri Lanka	Birmingham
Sun 07	England v Sri Lanka	Manchester
Tue 09	England v India	The Oval
Thu 11	India v Sri Lanka	*Bristol
Sat 13	Final	Lord's

* Day/Night match

The Duckworth Lewis System

If matches are rain-affected the Duckworth Lewis system is used to reset targets. The system is based on what percentage of its resources (overs and wickets) a team have left. With 50 overs left and 10 wickets remaining, a team has 100 per cent of its resources left. The table shows the percentage of resources at other stages in the innings. The procedure for working out targets is as follows:

- 1) For each innings: Use the table to calculate the resource percentage lost by the interruption and therefore calculate the resource percentage still available.
- 2) If team 2 have less resources available than team 1, calculate the ratio of the resources available to both teams. Team 2's revised target is obtained by scaling down team 1's score by this ratio.
- 3) If team 2 have more resources available than team 1, calculate the amount by which team 2's resources exceeds team 1's.

Work this out as a percentage of 225 (the average 50-over score in ECB matches and one-day internationals). This gives the extra runs to add to team score to give team 2's target.

		WICKETS LOST				
		0	2	5	7	9
OVERS LEFT	50	100	83.8	49.5	26.5	7.6
	40	90.3	77.6	48.3	26.4	7.6
	30	77.1	68.2	45.7	26.2	7.6
	25	68.5	61.8	43.4	25.9	7.6
	20	58.9	54.0	40.0	25.2	7.6
	10	34.1	32.5	27.5	20.6	7.5

The NatWest Series 2001

.....last years tournament & ODI records



The NatWest Series Results 2000



Match 1 6th Jul 2000

Bristol: **West Indies lost to Zimbabwe by 6 wickets.** West Indies 232 for 7 (50 overs) (B.C.Lara 60, W.W.Hinds 51); Zimbabwe 233 for 4 (45 overs) (N.C.Johnson 95*). **Man of the Match:** N C Johnson

Match 2 8th Jul 2000

The Oval: **England lost to Zimbabwe by 5 wickets.** England 207 (50 overs) (M.E.Trescothick 79, G.A.Hick 50, G.W.Flower 3-9, P.A.Strang 3-36); Zimbabwe 210 for 5 (48.2 overs) (A.D.R.Campbell 80, A.Flower 61). **Man of the Match:** A D R Campbell

Match 3 9th July 2000

Lord's: **England v West Indies. No result** (1 pt each). England 158 for 8 (43.5 overs) (F.A.Rose 3-42); West Indies. **Man of the Match:** Not Awarded

Match 4 11th Jul 2000

Canterbury: **West Indies lost to Zimbabwe by 70 runs.** Zimbabwe 256 for 4 (50 overs) (G.J.Whittall 83, A.D.R.Campbell 77*, N.C.Johnson 51); West Indies 186 for 8 (50 overs) (N.A.M.McLean 50*). **Man of the Match:** G J Whittall

Match 5 13th Jul 2000

Old Trafford: **England beat Zimbabwe by 8 wickets.** Zimbabwe 114 (38.4 overs); England 115 for 2 (20.3 overs). **Man of the Match:** A Flintoff

Match 6 15th July 2000

Riverside: **England beat West Indies by 10 wickets.** West Indies 169 for 8 (50 overs) (B.C.Lara 54, A.D.Mullally 3-27); England 171 for 0 (35.2 overs) (M.E.Trescothick 87*, A.J.Stewart 74*). **Man of the Match:** M E Trescothick

Match 7 16th July 2000

Riverside: **Zimbabwe beat West Indies by 6 wickets.** West Indies 287-5 (50 overs) (S L Campbell 105, B C Lara 87). Zimbabwe 290-4 (49.1 overs) (M W Goodwin 112 no, G W Flower 96 no). **Man of the Match:** M W Goodwin

Match 8 18th July 2000

Edebaston: **England beat Zimbabwe by 52 runs.** England 262 for 8 (50 overs) (A.J.Stewart 101, H.H.Streak 3-59); Zimbabwe 210 for 9 (50 overs) (A.D.R.Campbell 60, N.C.Johnson 52, C.White 3-34). **Man of the Match:** A J Stewart

Match 9 20th July 2000

Trent Bridge: **West Indies beat England by 3 runs.** West Indies 195-9 (50 overs); England 192 all out (A.J.Stewart 100no). **Man of the Match:** C H Gayle

FINAL 22nd July 2000

Lord's: **England beat Zimbabwe by 6 wickets** Zimbabwe 169 for 7 (50 overs) (G.W.Flower 53*, D.Gough 3-20); England 170 for 4 (45.2 overs) (A.J.Stewart 97, H.H.Streak 3-30)

Man of the Match: A J Stewart

Overall One Day International Records

Best Individual Scores

Player	Score	Teams	Venue	Year
Saeed Anwar	194	Pakistan v India	Chennai	1996/97
I.V.A.Richards	189*	West Indies v England	Old Trafford	1984
S.T.Jayasuriya	189	Sri Lanka v India	Sharjah	2000/1
G.Kirsten	188*	South Africa v UAE	Rawalpindi	1995/96
S.R.Tendulkar	186*	India v New Zealand	Hyderabad	1999/00
S.C.Ganguly	183	India v Sri Lanka	Taunton	1999
I.V.A.Richards	181	West Indies v Sri Lanka	Karachi	1987/88
Kapil Dev	175*	India v Zimbabwe	Tunbridge Wells	1983
M.E.Waugh	173	Australia v West Indies	Melbourne	2000/01
G.M.Turner	171*	New Zealand v East Africa	Edebaston	1975

Best Innings Bowling

Player	Figs	Teams	Venue	Year
M.Muralitharan	7/30	Sri Lanka v India	Sharjah	2000/1
Waqar Younis	7/36	Pakistan v England	Headingley	2001
Aaqib Javed	7/37	Pakistan v India	Sharjah	1991/92
W.W.Davis	7/51	West Indies v Australia	Headingley	1983
A.Kumble	6/12	India v West Indies	Calcutta	1993/94
G.J.Gilmour	6/14	Australia v England	Headingley	1975
Imran Khan	6/14	Pakistan v India	Sharjah	1984/85
C.E.H.Croft	6/15	West Indies v England	Arnos Vale	1980/81
Azhar Mahmood	6/18	Pakistan v West Indies	Sharjah	1999/00
H.K.Olonga	6/19	Zimbabwe v England	Cape Town	1999/00

Highest Team Totals

Total	Teams	Venue	Year
398 for 5	Sri Lanka v Kenya	Kandy	1995/96
376 for 2	India v New Zealand	Hyderabad	1999/00
373 for 6	India v Sri Lanka	Taunton	1999
371 for 9	Pakistan v Sri Lanka	Nairobi	1996/97
363 for 7	England v Pakistan	Trent Bridge	1992
360 for 4	West Indies v Sri Lanka	Karachi	1987/88
349 for 6	Australia v New Zealand	Christchurch	1999/00
349 for 9	Sri Lanka v Pakistan	Singapore	1995/96
349 for 9	New Zealand v India	Rajkot	1999/00
348 for 8	New Zealand v India	Nagpur	1995/96

Lowest Team Totals

Total	Teams	Venue	Year
43	Pakistan v West Indies	Cape Town	1992/93
45	Canada v England	Old Trafford	1979
54	India v Sri Lanka	Sharjah	2000/1
55	Sri Lanka v West Indies	Sharjah	1986/87
63	India v Australia	Sydney	1980/81
64	New Zealand v Pakistan	Sharjah	1985/86
68	Scotland v West Indies	Leicester	1999
69	South Africa v Australia	Sydney	1993/94
70	Australia v England	Edebaston	1977
70	Australia v New Zealand	Adelaide	1985/86

Most Games Played

Player	Matches
M.Azharuddin (India)	334
Wasim Akram (Pakistan)	317
S.R.Waugh (Australia)	314
Salim Malik (Pakistan)	283
P.A.de Silva (Sri Lanka)	275
A.R.Border (Australia)	273
A.Ranatunga (Sri Lanka)	269
S.R.Tendulkar (India)	268
Ijaz Ahmed (Pakistan)	250
Inzamam-ul-Haq (Pakistan)	247
D.L.Haynes (West Indies)	238
S.T.Jayasuriya (Sri Lanka)	235
M.E.Waugh (Australia)	234
Javed Miandad (Pakistan)	233
Saeed Anwar (Pakistan)	226
Kapil Dev (India)	225

Leading 5 Wicket Hauls

Player	5 Wkts	Mtchs
Waqar Younis (Pakistan)	11	212
L.Klusener (South Africa)	6	113
Saqlain Mushtaq (Pakistan)	6	142
R.J.Hadlee (New Zealand)	5	115
M.Muralitharan (Sri Lanka)	5	165

Most Ducks

Player	Ducks	Mtchs
Wasim Akram (Pakistan)	25	317
R.S.Kaluwitharana (Sri Lanka)	20	160
Salim Malik (Pakistan)	19	283
A.Ranatunga (Sri Lanka)	18	269
S.T.Jayasuriya (Sri Lanka)	17	235
C.J.McDermott (Australia)	15	138
A.C.Parore (New Zealand)	15	163

Leading Runscorers

Player	Runs	Mtchs
S.R.Tendulkar (India)	10179	268
M.Azharuddin (India)	9377	334
D.L.Haynes (West Indies)	8648	238
P.A.de Silva (Sri Lanka)	8430	275
M.E.Waugh (Australia)	8338	234
Saeed Anwar (Pakistan)	8222	226
Inzamam-ul-Haq (Pakistan)	8005	247
A.Ranatunga (Sri Lanka)	7454	269
Javed Miandad (Pakistan)	7381	233
S.R.Waugh (Australia)	7326	314

Leading Wicket-takers

Player	Wkts	Mtchs
Wasim Akram (Pakistan)	440	317
Waqar Younis (Pakistan)	341	212
A.Kumble (India)	274	208
J.Srinath (India)	261	192
S.K.Warne (Australia)	257	165
Saqlain Mushtaq (Pakistan)	255	142
Kapil Dev (India)	253	225
M.Muralitharan (Sri Lanka)	236	165
C.A.Walsh (West Indies)	227	205
A.A.Donald (South Africa)	226	136

Leading Dismissals

Player	Dismissals	Mtchs
Moin Khan (Pakistan)	257	182
I.A.Healy (Australia)	234	168
P.J.L.Dujon (West Indies)	202	166
A.C.Gilchrist (Australia)	178	111
R.S.Kaluwitharana (Sri Lanka)	175	155
D.J.Richardson (South Africa)	165	122
N.R.Mongia (India)	154	140
A.Flower (Zimbabwe)	151	165
M.V.Boucher (South Africa)	136	91
A.J.Stewart (England)	136	113

Leading Stumpings

Player	Stumpings	Mtchs
Moin Khan (Pakistan)	66	182
R.S.Kaluwitharana (Sri Lanka)	64	155
N.R.Mongia (India)	44	140
I.A.Healy (Australia)	39	168
A.Flower (Zimbabwe)	30	165
Rashid Latif (Pakistan)	29	105
A.C.Gilchrist (Australia)	28	111
K.S.Mora (India)	27	94
A.C.Parore (New Zealand)	24	134
Salim Yousuf (Pakistan)	22	85

Leading Catches (ex Wkt-Keepers)

Player	Catches	Mtchs
M.Azharuddin (India)	156	334
A.R.Border (Australia)	127	273
R.S.Mahanama (Sri Lanka)	109	213
S.R.Waugh (Australia)	109	314
M.E.Waugh (Australia)	105	234

Most Centuries

Player	Centuries	Mtchs
S.R.Tendulkar (India)	28	268
Saeed Anwar (Pakistan)	19	226
M.E.Waugh (Australia)	18	234
D.L.Haynes (West Indies)	17	238
S.C.Ganguly (India)	16	164
B.C.Lara (West Indies)	14	190
C.G.Greenidge (West Indies)	11	128
I.V.A.Richards (West Indies)	11	187