



The NatWest Series

# England bid to end on high

England may have missed out on the final of The NatWest Series but they still have the chance to take a morale-boosting victory over Australia into next month's Ashes series.

Alec Stewart's experimental and emerging side have struggled against two big guns of the one-day scene, although they were unlucky in their defeats against Australia at Bristol and Pakistan at Lord's.

However, some fragile batting has left the hosts adrift at the foot of The NatWest Series points table and Stewart knows they must post a competitive total if they are to have any chance of beating Steve Waugh's accomplished team.

Waugh admitted after Tuesday's defeat to Pakistan at Trent Bridge that his side must raise their game in the Lord's final.

Describing his side's performance as "poor", he spoke of his frustration as they established a winning position but faltered as the balance of power moved into their favour.

Australia's one-day credentials cannot be doubted - and their battle with a fired-up England side should ensure The NatWest Series group matches finish with a bang at The Oval.

Pakistan skipper Waqar Younis grabbed the headlines again as he followed on from his Headingley heroics by demolishing Australia in the final dress-rehearsal at Trent Bridge.

Waqar recorded brilliant figures of six for 59 as his side beat the Aussies by 36 runs - and Pakistan now hold the psychological advantage for Saturday's showdown.

It took a marvellous effort from Waqar to overshadow the sensational batting performance by Adam Gilchrist.

The Australian wicketkeeper raced to 70 from just 44 balls at the top of the order as his side threatened to surpass Pakistan's total of 290 for nine.

Although Waqar could not take his wicket - to go with the scalps of Mark Waugh, Matthew Hayden, Michael Bevan, Steve Waugh, Andrew Symonds and Brett Lee - the skilful Saqlain Mushtaq stepped in to dismiss Gilchrist.

# The NatWest Series 2001

## CONTENTS

Thursday **21** June

- 2 Match review – Australia v Pakistan
- 3 Match preview – Australia v England
- 4 2001 fixtures, results & averages
- 5 Regulations, umpires & 2002 fixtures
- 6 2000 NatWest Series results & One day records



## Newsire on line

Welcome to the latest issue of The NatWest Series Newsire.

Updated editions will be produced after each game and will be available in the press boxes at the match venues.

You can also download your own copy of the Newsire from the ECB website. Simply visit the site at [ecb.co.uk](http://ecb.co.uk), click on The NatWest Series references and follow the prompts.

You will need Adobe Acrobat software, which can be downloaded free of charge from [adobe.com](http://adobe.com) if you haven't already got it. The whole process should only take a few minutes and will enable you to print any or all of the Newsire pages.

A NatWest Series stats review will be sent by e-mail only after the Final.

**To make sure you receive the file please send your e-mail address to [phil.ascough@pa.press.net](mailto:phil.ascough@pa.press.net)**

## Group Standings


Name	P	W	L	T	NR	R/R	Pts
<b>Pakistan</b>	6	4	1	0	1	0.70	<b>9</b>
<b>Australia</b>	5	3	1	0	1	0.62	<b>7</b>
<b>England</b>	5	0	5	0	0	-1.18	<b>0</b>

**Your NatWest Series Newsire contacts**

**NatWest:** Octagon Marketing  
Lucinda Harding tel 07788 716032  
Joss Sargent tel 07850 935685

**Content:** Press Association  
Phil Ascough  
tel 01430 455673  
fax 0870 124 0815  
e-mail [phil.ascough@pa.press.net](mailto:phil.ascough@pa.press.net)

**“PA” SPORT**



# AUSTRALIA v PAKISTAN



19th June at Trent Bridge

Pakistan won by 36 runs

## Match Review Pakistan won the toss

PAKISTAN gave themselves a psychological boost by ending a sequence of six successive one-day defeats against Australia at Trent Bridge.

Pakistan won by 36 runs - but the game was not without controversy as Aussie captain Steve Waugh led his players from the field after a firework was thrown onto the pitch.

The highlight of the Pakistan innings, after skipper Waqar Younis had elected to bat on an ideal batting strip, was 79 from opener Salim Elahi.

Elahi played a series of delightful shots in his 91-ball innings, which contained eight fours and was his highest score since his 102 not out on his one-day debut against Sri Lanka in 1995.

He and Saeed Anwar cashed in on some early indifferent bowling in a stand of 51 in 13 overs.

Brett Lee removed Anwar (34) and Abdur Razzaq (5) in successive overs but then Yousuf Youhana helped Elahi add 93 in 17 overs for the third wicket.

Youhana's 44 came from just 56 balls before he and Elahi fell to Shane Warne. Pakistan finished on 290 for nine.

Waqar Younis then inflicted early damage on the Australian innings by removing Mark Waugh, Matthew Hayden and Michael Bevan cheaply.

But he was also on the end of a frenzied assault from Adam Gilchrist who raced to a 29-ball half-century with 11 fours.

It left Waqar with the astonishing figures of three for 43 from his opening four-over spell.

Gilchrist bludgeoned his way to 70 off 44 balls with one six and 12 fours before he was bowled by spinner Saqlain Mushtaq.

Steve Waugh then continued the Australian fightback with 56 off 89 balls with eight fours and he shared in a sixth-wicket stand of 77 with Andrew Symonds.

But the game was effectively finished as a contest when Waqar returned to the attack to dismiss Waugh and Symonds (35) in the space of four balls to take his victim tally to five.

That soon became six when Lee was bowled for 10 as Australia were dismissed for 254 in the 47th over.

### Waqar Younis

Pakistan captain Waqar Younis said: "It's swinging for me and I hope it will swing for me in the final."

After picking up the £1,500 cheque as man of the match, he added: "It's nice to have a man of the match in your pocket. I'm really pleased with that."

"It was a great game - we played really well, especially Salim Elahi with the bat. It was a very good pitch and winning the toss was a good thing." Australia skipper Steve Waugh said: "We weren't too flash in the field. We missed some early opportunities."

"We got what we deserved and have got some work to do before the final. We were outplayed by Pakistan."

"Adam Gilchrist did well early on. But some careless shots and the game was all over."

"I would prefer to lose this one than Saturday's game (the final at Lord's)."

"We had an opportunity to win it - but then I got out, and that was probably the crucial wicket."

"But from ball one we were not with it, so we have only ourselves to blame. We tried to win the game and we were just not good enough. We played poorly."

## Scorecard

PAKISTAN						AUSTRALIA					
	Runs	6s	4s	BIs	Min		Runs	6s	4s	BIs	Min
Saeed Anwar lbw b Lee	34	0	6	43	50	†A C Gilchrist b Mushtaq	70	1	12	44	70
Saleem Elahi lbw b Warne	79	0	8	91	151	M E Waugh c Latif b Waqar	0	0	0	1	4
Abdur Razzaq c Fleming b Lee	5	0	1	10	7	M L Hayden c Latif b Waqar	0	0	0	5	3
Yousuf Youhana st Gilchrist b Warne	44	0	5	56	68	M G Bevan b Waqar	5	0	1	9	15
Younis Khan c Gillespie b Martyn	23	0	2	28	37	*S R Waugh c Mushtaq b Waqar	56	0	8	89	121
Faisal Iqbal run out	12	0	0	21	35	D R Martyn c Mahmood b Mushtaq	2	0	0	4	3
†Rashid Latif run out	26	0	3	25	56	A Symonds c Sub b Waqar	35	0	6	49	79
Azhar Mahmood st Gilchrist b Symonds	15	0	2	9	31	S K Warne c Akram b Mahmood	14	0	2	25	45
Wasim Akram not out	28	2	1	15	15	B Lee b Waqar	10	1	0	18	28
*Waqar Younis b Symonds	3	0	0	4	4	D W Fleming not out	22	0	2	23	0
Saqlain Mushtaq not out	1	0	0	1	3	J N Gillespie b Razzaq	9	0	0	25	0
Extras (b1 lb2 w14 nb3)	20					Extras (lb6 w12 nb13)	31				
Total (for 9, 50 overs)	290					Total (46.3 overs)	254				
Fall: 1-61, 2-71, 3-164, 4-190, 5-207, 6-233, 7-257, 8-261, 9-274.						Fall: 1-5, 2-6, 3-35, 4-111, 5-113, 6-190, 7-190, 8-208, 9-223.					
Bowling: D W Fleming 10-2-38-0, J N Gillespie 10-0-58-0, B Lee 10-1-41-2, S K Warne 9-1-60-2, A Symonds 6-0-45-2, D R Martyn 5-0-45-1.						Bowling: Wasim Akram 10-0-68-0, Waqar Younis 8-0-59-6, Saqlain Mushtaq 10-0-50-2, Abdur Razzaq 8.3-1-16-1, Azhar Mahmood 10-0-55-1.					
Umpires: N A Mallender and G Sharp.						Umpires: N A Mallender and G Sharp.					

## NatWest Man of the Match

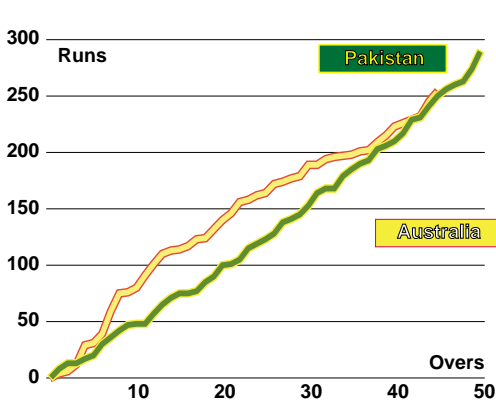
Pakistan skipper Waqar Younis took six vital wickets for 59 runs to land the man of the match award in The NatWest Series final dress-rehearsal at Trent Bridge. He dismissed Mark Waugh, Matthew Hayden and Michael Bevan inside his first four overs before returning to the bowling attack as Australia looked set to challenge Pakistan's total of 290 for nine. Steve Waugh (56) and Andrew Symonds (35) were both well set - but the paceman skittled out both in just four balls. Waqar wrapped up the innings when he bowled Brett Lee for 10 in the 47th over as Australia were all out for 254.



## Waqar Younis

Runs	3
Wickets	7
Catches	0

## Run Graph

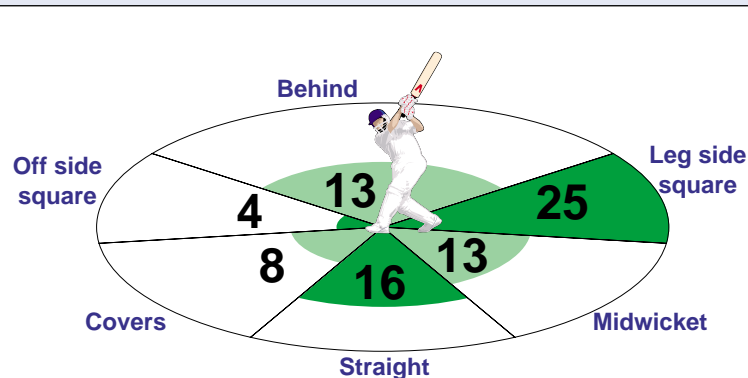


Pakistan			
Name	Min (mph)	Max (mph)	Ave (mph)
Mahmood	73.6	82.2	79.3
Razzaq	59.7	87.4	81.5
Saqlain	46.8	70.3	58.5
Wasim	70.6	86.8	82.0
Waqar	68.9	85.2	82.6

Australia			
Name	Min (mph)	Max (mph)	Ave (mph)
Fleming	69.8	88.2	82.6
Gillespie	73.6	90.1	85.1
Lee	66.7	89.1	84.8
Martyn	66.8	75.8	74.0
Symonds	46.7	64.8	57.5
Warne	46.3	69.3	52.3

## Best Innings Saleem Elahi 79 off 91 balls in 151 minutes



Fastest ball by: Razzaq 87.4 mph  
Highest average: Waqar, 81.5 mph  
Highest Recorded Dismissal Speed: Razzaq: Speed - 85.1 mph (Wicket of Gillespie)

Fastest ball by: Gillespie 90.1 mph  
Highest average: Gillespie 85.1 mph  
Highest Recorded Dismissal Speed: Lee: Speed - 83.8 mph (Wicket of Razzaq, ct Fleming)

SUPPLIED BY  
FREESERVE.COM  
SPEEDSTER





# AUSTRALIA v ENGLAND



## 21st June at The Foster's Oval

Match Preview	Recent Meetings	Australia Squad	England Squad
<p>ENGLAND enter their final match of The NatWest Series lifted by the gradual recovery of several key players as they prepare for the Ashes.</p> <p>The match against Australia at The Oval signals the end of a tournament that has seen five successive defeats for England - and a lengthening injury list. Captain Nasser Hussain, Graham Thorpe, Craig White and Ashley Giles have all been absent from duty.</p> <p>That collection of casualties was almost increased on Tuesday, with Dominic Cork suffering a painful blow on his left hand after being struck by an accidental beamer delivered by a local net bowler.</p> <p>Cork was taken for a precautionary X-ray on his left index finger at a nearby hospital, which ruled out a possible fracture, and was cleared to resume training with the rest of the squad.</p> <p>Surrey left-hander Thorpe, ruled out since straining his right calf in the warm-up for the opening match against Pakistan at Edgbaston, failed to attend practice and has already been ruled out of the contest against the Aussies.</p> <p>Yorkshire all-rounder White and Warwickshire left-arm spinner Giles, both of whom have now returned to action with their counties after suffering back and Achilles problems respectively, are progressing well.</p> <p>Stand-in skipper Alec Stewart is determined to finish The NatWest Series on a high, in front of a capacity crowd at The Oval.</p> <p>Though Saturday's Lord's final will go on without England, a consolation victory over the old enemy would be timely before the start of the Ashes on July 5.</p> <p>Darren Gough will be gunning for more wickets after passing Ian Botham as England's most successful limited-overs bowler in the match against Pakistan on Sunday.</p> <p>The wickets of Shahid Afridi and Saeed Anwar at Headingley were Gough's 146th and 147th one-day victims.</p>	<p><b>13th February 1999</b> Melbourne: <b>Australia beat England by 162 runs</b> Australia 272 for 5 (50 overs) (D.S.Lehmann 71, D.R.Martyn 57, A.C.Gilchrist 52); England 110 (31.5 overs) (S.K.Warne 3-16)</p> <p><b>10th Jun 2001</b> Bristol: <b>England lost to Australia by 5 wickets</b> England 268 for 4 (50 overs) (N.V.Knight 84, M.E.Trescothick 69); Australia 272 for 5 (49.3 overs) (R.T.Ponting 102)</p> <p><b>14th Jun 2001</b> Old Trafford: <b>England lost to Australia by 125 runs</b> Australia 208 for 7 (48 overs) (S.R.Waugh 64, D.R.Martyn 51*, A.D.Mullally 3-50); England 86 (32.4 overs) (J.N.Gillespie 3-20)</p>	<p>4 Jason Gillespie</p> <p>5 Steve Waugh (c)</p> <p>6 Mark Waugh</p> <p>11 Glenn McGrath</p> <p>12 Michael Bevan</p> <p>14 Ricky Ponting</p> <p>15 Wade Seccombe</p> <p>17 Damien Fleming</p> <p>18 Adam Gilchrist (wk)</p> <p>23 Shane Warne</p> <p>28 Matthew Hayden</p> <p>29 Ian Harvey</p> <p>30 Damien Martyn</p> <p>39 Andy Symonds</p> <p>59 Nathan Bracken</p>	<p>1 Nick Knight</p> <p>2 Andy Caddick</p> <p>4 Alec Stewart (c) (wk)</p> <p>5 Mark Ealham</p> <p>6 Alistair Brown</p> <p>7 Dominic Cork</p> <p>8 Darren Gough</p> <p>9 Graham Thorpe</p> <p>10 Robert Croft</p> <p>13 Alan Mullally</p> <p>21 Ben Hollioake</p> <p>23 Marcus Trescothick</p> <p>50 Paul Collingwood</p> <p>69 Owais Shah</p> <p>99 Michael Vaughan</p>

### Australia v England Stats Archive

Australia Batting Averages (v England)							England Batting Averages (v Australia)						
Name	M	I	NO	Runs	HS	Avg	Name	M	I	NO	Runs	HS	Avg
D.R.Martyn	9	8	4	323	59*	80.75	B.C.Hollioake	3	3	1	100	63	50.00
M.G.Bevan	10	9	4	399	108*	79.80	M.E.Trescothick	2	2	0	84	69	42.00
M.E.Waugh	20	20	1	834	113	43.89	G.P.Thorpe	8	8	2	245	75*	40.83
R.T.Ponting	8	8	1	302	102	43.14	O.A.Shah	2	2	1	38	28*	38.00
S.R.Waugh	29	28	9	666	83*	35.05	A.J.Stewart	22	21	1	568	79	28.40
A.C.Gilchrist	11	11	0	235	53	21.36	N.V.Knight	11	11	0	240	84	21.81
I.J.Harvey	2	2	1	19	19*	19.00	R.D.B.Croft	11	6	3	53	26*	17.66
A.Symonds	2	2	0	34	23	17.00	D.Gough	14	9	3	102	45	17.00
S.K.Warne	14	9	3	89	21	14.83	M.A.Ealham	11	6	0	88	33	14.66
M.L.Hayden	5	4	0	47	29	11.75	D.G.Cork	4	2	0	28	17	14.00
J.N.Gillespie	4	2	1	9	6	9.00	A.D.Brown	1	1	0	12	12	12.00
D.W.Fleming	4	2	1	7	5*	7.00	P.D.Collingwood	1	1	0	9	9	9.00
G.D.McGrath	13	3	1	12	10	6.00	A.D.Mullally	9	5	1	24	9	6.00
							M.P.Vaughan	1	1	0	0	0	0.00
							A.R.Caddick	4	3	3	11	8*	-

Australia Bowling Averages (v England)							England Bowling Averages (v Australia)								
Name	O	M	R	W	Avg	Best	Econ	Name	O	M	R	W	Avg	Best	Econ
G.D.McGrath	120.5	16	481	27	17.81	4-25	3.98	D.Gough	119	10	553	20	27.65	5-44	4.64
A.Symonds	10	0	48	2	24.00	2-24	4.80	A.D.Mullally	85	7	370	13	28.46	4-18	4.35
D.W.Fleming	37	2	146	6	24.33	3-64	3.94	A.R.Caddick	43	7	177	6	29.50	3-39	4.11
M.G.Bevan	22.2	0	120	4	30.00	2-9	5.37	M.A.Ealham	93.5	6	439	10	43.90	3-45	4.67
M.E.Waugh	52	1	241	8	30.12	4-37	4.63	R.D.B.Croft	90	6	394	8	49.25	2-24	4.37
S.R.Waugh	188	7	870	26	33.46	3-26	4.62	D.G.Cork	39	3	170	1	170.00	1-39	4.35
S.K.Warne	130.5	2	562	16	35.12	3-16	4.29	B.C.Hollioake	21	0	94	0	-	-	4.47
J.N.Gillespie	35.1	7	156	4	39.00	3-20	4.43								
I.J.Harvey	10.4	0	65	1	65.00	1-6	6.09								
D.R.Martyn	9	0	42	0	-	-	4.66								

### Key Players

#### Marcus Trescothick

The England opener is now firmly established at the top of the batting order - and he will be determined to tear into the Australia bowling attack at The Oval. He cracked 69 from just 75 balls as England lost to the Aussies by five wickets at Bristol, but struggled in the 125-run defeat at Old Trafford. He could only muster 15 from 43 deliveries - and will be keen to bounce back to form at Surrey's headquarters.

#### Adam Gilchrist

The Australian batsman tore into Pakistan pacer Waqar Younis with a sensational 29-ball half-century on Tuesday night. He was bowled by spinner Saqlain Mushtaq after blasting 70 runs from just 44 balls - featuring a six and 12 fours. England's bowlers will be fully aware of the threat Gilchrist poses - and he will be one of the main factors that determine whether the Aussies go into Saturday's NatWest Series final against Pakistan on the back of a victory.

### Weather Outlook

It will stay dry through the day with spells of sunshine. It will feel reasonably warm with just a light northerly wind. Max temp 20-22C (68-72F).



#### Australia against England

**Best Individual Score**  
D.M.Jones 145 (Brisbane 1990/91)

**Best Innings Bowling**  
G.J.Gilmour 6/14 (Headingley 1975)

**Leading run-scorer**  
A.R.Border 1302 (43 matches)

**Leading wicket-taker**  
D.K.Lillee 31 (16 matches)

**Most hundreds**  
D.M.Jones 3 (20 matches)

**Most fifties (including hundreds)**  
A.R.Border 9 (43 matches)

**Highest Team Total**  
283 for 5 (Brisbane 1990/91)

**Lowest Innings Total**  
70 (Edgbaston 1977)

#### England against Australia

**Best Individual Score**  
R.A.Smith 167\* (Edgbaston 1993)

**Best Innings Bowling**  
M.Hendrick 5/31 (The Oval 1980)

**Leading run-scorer**  
G.A.Gooch 1395 (32 matches)

**Leading wicket-taker**  
I.T.Botham 35 (33 matches)

**Most hundreds**  
G.A.Gooch 4 (32 matches)

**Most fifties (including hundreds)**  
G.A.Gooch 9 (32 matches)

**Highest Team Total**  
320 for 8 (Edgbaston 1980)

**Lowest Innings Total**  
86 (Old Trafford 2001)

# The NatWest Series 2001

.....this years results & averages



## Fixtures & Results

Date	Fixture/Result	Venue	Umpires	Man of the Match
Thu 7	Pak beat Eng by 108 runs	*Edgbaston	B Duddleston & JH Hampshire	Saeed Anwar
Sat 9	Aus beat Pak by 7 wickets	Cardiff	A G T Whitehead and P Willey	Ricky Ponting
Sun 10	Aus beat Eng by 5 wickets	Bristol	J H Hampshire and R Julian	Ricky Ponting
Tue 12	Pak beat Eng by 2 runs	Lord's	N A Mallender and K E Palmer	Marcus Trescothick
Thu 14	Aus beat Eng by 125 runs (D/L)	*Old Trafford	J W Holder and J W Lloyds	Jason Gillespie
Sat 16	Pakistan v Australia	Chester-le-Street	<b>Match Abandoned</b>	
Sun 17	England conceded against Pakistan	Headingley	J W Holder And M J Kitchen	Waqar Younis
Tue 19	Pak beat Aus by 36 runs	*Trent Bridge	N A Mallender G Sharp	Waqar Younis
Thu 21	England v Australia	The Oval		
Sat 23	<b>FINAL</b>	Lord's		

\*Day/Night match

### Australia

#### Australia Tournament Batting Averages

Name	M	I	NO	Runs	HS	Avg
S.R.Waugh	4	4	2	200	64	100.00
R.T.Ponting	3	3	0	193	102	64.33
D.R.Martyn	4	3	1	99	51*	49.50
M.G.Bevan	3	3	1	98	56*	49.00
M.E.Waugh	3	3	0	93	47	31.00
S.K.Warne	4	2	1	28	14*	28.00
A.Symonds	4	3	0	69	35	23.00
A.C.Gilchrist	4	4	0	92	70	23.00
I.J.Harvey	3	2	1	19	19*	19.00
B.Lee	3	1	0	10	10	10.00
J.N.Gillespie	2	1	0	9	9	9.00
M.L.Hayden	3	2	0	0	0	0.00
D.W.Fleming	1	1	1	22	22*	-
G.D.McGrath	3	0	0	0	0	-

#### Australia Tournament Bowling Averages

Name	O	M	R	W	Avg	Best
G.D.McGrath	28.5	6	86	5	17.20	2-19
S.K.Warne	35	3	176	7	25.14	3-52
J.N.Gillespie	19	5	78	3	26.00	3-20
A.Symonds	20	0	116	4	29.00	2-24
I.J.Harvey	20.4	2	104	3	34.66	2-39
B.Lee	30	3	181	5	36.20	2-41
D.R.Martyn	9	0	66	1	66.00	1-45
M.G.Bevan	2	0	12	0	-	-
M.E.Waugh	8	0	27	0	-	-
D.W.Fleming	10	2	38	0	-	-

#### Australia Career Batting Averages

Name	M	I	NO	Runs	HS	Avg
M.G.Bevan	162	144	50	5383	108*	57.26
R.T.Ponting	121	121	13	4440	145	41.11
D.R.Martyn	78	65	23	1681	144*	40.02
M.E.Waugh	235	228	19	8338	173	39.89
M.L.Hayden	26	24	2	780	111	35.45
A.C.Gilchrist	117	113	4	3692	154	33.87
S.R.Waugh	315	281	57	7382	120*	32.95
A.Symonds	43	31	6	693	68*	27.72
I.J.Harvey	33	25	8	359	47*	21.11
S.K.Warne	166	91	26	835	55	12.84
D.W.Fleming	87	31	18	152	29	11.69
B.Lee	27	9	2	80	31	11.42
J.N.Gillespie	23	15	3	114	26	9.50
G.D.McGrath	138	41	24	70	11	4.11
N.W.Bracken	9	0	0	0	0	-

#### Australia Career Bowling Averages

Name	O	M	R	W	Avg	Best
G.D.McGrath	1232	146	4906	209	23.47	5-14
S.K.Warne	1529.3	97	6484	259	25.03	5-33
D.W.Fleming	759.5	61	3365	133	25.30	5-36
B.Lee	237.1	16	1153	45	25.62	5-27
A.Symonds	233.2	5	1160	40	29.00	4-11
J.N.Gillespie	205.1	15	926	31	29.87	4-26
S.R.Waugh	1470.3	56	6702	195	34.36	4-33
N.W.Bracken	72	7	344	10	34.40	2-21
R.T.Ponting	24	0	104	3	34.66	1-12
M.E.Waugh	603.3	11	2892	83	34.84	5-24
I.J.Harvey	259.1	15	1211	34	35.61	4-28
M.G.Bevan	322.2	4	1624	35	46.40	3-36
D.R.Martyn	103.4	2	548	10	54.80	2-21
M.L.Hayden	1	0	18	0	-	-

### England

#### England Tournament Batting Averages

Name	M	I	NO	Runs	HS	Avg
M.E.Trescothick	5	5	0	249	137	49.80
N.V.Knight	5	5	1	165	84	41.25
O.A.Shah	4	4	1	103	62	34.33
B.C.Hollooake	5	5	1	96	53	24.00
D.Gough	5	4	1	49	40*	16.33
A.R.Caddick	3	3	1	24	10	12.00
A.J.Stewart	5	5	0	57	25	11.40
D.G.Cork	5	4	0	42	18	10.50
A.D.Brown	2	2	0	20	12	10.00
P.D.Collingwood	3	3	0	11	9	3.66
A.D.Mullally	5	4	1	10	6	3.33
M.A.Ealham	3	2	0	4	4	2.00
M.P.Vaughan	4	4	0	7	5	1.75
R.D.B.Croft	1	0	0	0	0	-

#### England Tournament Bowling Averages

Name	O	M	R	W	Avg	Best
D.Gough	49	5	205	9	22.77	2-31
A.R.Caddick	30	4	110	4	27.50	2-37
A.D.Mullally	50	4	221	7	31.57	3-50
D.G.Cork	41.5	0	215	6	35.83	2-32
M.A.Ealham	25.3	0	127	1	127.00	1-32
M.P.Vaughan	2	0	17	0	-	-
P.D.Collingwood	3	0	28	0	-	-
R.D.B.Croft	7	0	46	0	-	-
B.C.Hollooake	29	0	161	0	-	-

#### England Career Batting Averages

Name	M	I	NO	Runs	HS	Avg
G.P.Thorpe	68	64	11	2099	89	39.60
N.V.Knight	59	59	6	2096	125*	39.54
M.E.Trescothick	20	20	1	738	137	38.84
O.A.Shah	4	4	1	103	62	34.33
A.J.Stewart	145	140	11	4078	116	31.61
A.D.Brown	15	15	0	353	118	23.53
B.C.Hollooake	12	11	1	218	63	21.80
M.A.Ealham	64	45	4	716	45	17.46
R.D.B.Croft	49	35	12	324	32	14.08
D.Gough	94	61	24	415	45	11.21
D.G.Cork	30	19	2	174	31*	10.23
A.R.Caddick	34	21	9	109	21*	9.08
M.P.Vaughan	6	6	0	42	26	7.00
A.D.Mullally	49	24	9	84	20	5.60
P.D.Collingwood	3	3	0	11	9	3.66

#### England Career Bowling Averages

Name	O	M	R	W	Avg	Best
M.E.Trescothick	6.4	0	38	2	19.00	2-7
D.Gough	869.5	79	3626	147	24.66	5-44
A.R.Caddick	314	46	1165	44	26.47	4-19
A.D.Mullally	445.4	47	1702	63	27.01	4-18
D.G.Cork	281.5	8	1286	41	31.36	3-27
M.A.Ealham	537	32	2193	67	32.73	5-15
R.D.B.Croft	404	23	1722	44	39.13	3-51
G.P.Thorpe	20	1	97	2	48.50	2-15
B.C.Hollooake	54	0	283	2	141.50	2-43
A.D.Brown	1	0	5	0	-	-
M.P.Vaughan	3	0	20	0	-	-
P.D.Collingwood	3	0	28	0	-	-

### Pakistan

#### Pakistan Tournament Batting Averages

Name	M	I	NO	Runs	HS	Avg
Yousuf Youhana	5	5	1	252	91*	63.00
Saleem Elahi	2	2	0	94	79	47.00
Azhar Mahmood	5	5	3	86	38*	43.00
Saeed Anwar	4	4	0	170	77	42.50
Rashid Latif	5	3	0	115	66	38.33
Inzamam-ul-Haq	4	3	0	79	79	26.33
Younis Khan	5	5	1	96	41	24.00
Abdur Razzaq	5	5	0	101	75	20.20
Shahid Afridi	4	4	0	68	30	17.00
Faisal Iqbal	1	1	0	12	12	12.00
Waqar Younis	5	3	1	19	14	9.50
Shoaib Malik	1	1	0	9	9	9.00
Saqain Mushtaq	5	2	1	3	2	3.00
Shoaib Akhtar	1	1	0	1	1	1.00
Wasim Akram	2	2	2	32	28*	-
Fazl-e-Akbar	1	0	0	0	0	-

#### Pakistan Tournament Bowling Averages

Name	O	M	R	W	Avg	Best
Waqar Younis	41	2	187	17	11.00	7-36
Shahid Afridi	26.2	3	112	5	22.40	3-15
Saqain Mushtaq	45	0	182	7	26.00	2-20
Abdur Razzaq	41.3	3	147	5	29.40	2-41
Shoaib Akhtar	5	0	41	1	41.00	1-41
Azhar Mahmood	45	1	213	4	53.25	2-46
Fazl-e-Akbar	10	2	29	0	-	-
Shoaib Malik	4	0	39	0	-	-
Wasim Akram	17	2	88	0	-	-

#### Pakistan Career Batting Averages

Name	M	I	NO	Runs	HS	Avg
Inzamam-ul-Haq	247	233	34	8005	137*	40.22
Saeed Anwar	227	224	17	8256	194	39.88
Yousuf Youhana	83	79	13	2622	104*	39.72
Saleem Elahi	27	27	2	795	102*	31.80
Abdur Razzaq	83	70	14	1394	75*	24.89
Shahid Afridi	131	127	5	2934	109	24.04
Younis Khan	29	28	2	565	59	21.73
Imran Nazir	34	34	0	683	80	20.08
Azhar Mahmood	107	82	19	1176	67	18.66
Rashid Latif	106	69	18	863	66	16.92
Faisal Iqbal	3	3	1	33	17*	16.50
Wasim Akram	318	250	45	3311	86	16.15
Shoaib Malik	17	11	2	139	44	15.44
Shoaib Akhtar	45	22	16	85	36	14.16
Saqain Mushtaq	143	84	30	648	37*	12.00
Waqar Younis	213	114	40	818	37	11.05
Fazl-e-Akbar	2	1	0	7	7	7.00
Mohammad Sami	4	2	2	5	4*	-

#### Pakistan Career Bowling Averages

Name	O	M	R	W	Avg	Best
Imran Nazir	4.1	0	19	1	19.00	1-3
Saqain Mushtaq	1248.1	56	5320	257	20.70	5-20
Shoaib Akhtar	337.5	34	1550	74	20.94	5-19
Waqar Younis	1752.2	114	8086	347	23.30	7-36
Wasim Akram	2721.1	211	10567	440	24.01	5-15
Abdur Razzaq	650	45	2808	116	24.20	5-31
Inzamam-ul-Haq	6.4	0	52	2	26.00	1-4
Azhar Mahmood	819.2	49	3688	107	34.46	6-18
Saeed Anwar	36.2	3	176	5	35.20	2-9
Shoaib Malik	133.1	3	617	17	36.29	2-21
Shahid Afridi	796.4	24	3759	90	41.76	5-40
Mohammad Sami	29	2	137	3	45.66	2-41
Younis Khan	13	1	57	1	57.00	1-28
Faisal Iqbal	2	0	16	0	-	-
Fazl-e-Akbar	12	2	48	0	-	-

# The NatWest Series 2001

.....about this years tournament & 2002 fixtures



## How It Works

○ All matches will consist of one innings per side and each innings will be limited to 50 overs. A minimum of 25 overs per team shall constitute a match.

○ Matches shall be of one day's scheduled duration with the exception of the final, for which a reserve day has been allocated in case of weather interruption.

○ In matches without a reserve day there is provision for up to 60 minutes of extra official playing time in day matches and up to 30 minutes in floodlit matches to make up for time lost.

○ Play is scheduled to start at 10.45am with an interval of 45 minutes at 2.15pm and close of play at 6.30pm.

○ At floodlit matches play is scheduled to start at 2.30pm with an interval of 45 minutes at 6pm and close of play at 10.15pm.

○ Two drinks intervals, each one hour and 10 minutes apart, are permitted for each innings.

○ Where play is delayed or interrupted the umpires will reduce the length of the interval between innings. If up to 60 minutes are lost the interval will be reduced to 30 minutes. If between 60 and 120 minutes are lost the interval will be reduced to 20 minutes. If more than 120 minutes are lost the interval will be reduced to 10 minutes.

○ In games without a reserve day there is provision for up to 60 minutes of extra playing time for day matches and 30 minutes for floodlit matches.

○ If the innings of the team batting first is completed prior to the scheduled time for the interval, the interval shall take place immediately and the innings of the team batting second will commence correspondingly earlier.

○ For the first 15 overs only two fieldsmen are permitted to be outside the field restriction marking at the instant of delivery. This restriction will be lifted earlier in circumstances where the number of overs is reduced.

○ No bowler shall bowl more than 10 overs in an innings. In a delayed or interrupted match where the overs are reduced no bowler may bowl more than one-fifth of the total overs allowed.

○ A no ball will be called for short-pitched bowling. The penalty will be one run plus any runs scored.

○ Umpires have been instructed to apply a very strict and consistent interpretation in calling wides. The penalty will be one run plus any runs scored.

○ In line with the ICC Code of Conduct, fines may be imposed for slow over rates.

○ Teams will play each other three times in the group stage and score two points for a win and one point for a tie or no result.

○ If the scores in a match are level the result shall be a tie and no account shall be taken of the number of wickets that have fallen.

○ The top two teams in the group will contest the final. In the event of teams finishing on equal points the right to play in the final will be decided according to:

The most wins in the group matches;

The team that won the most matches between the tied sides;

The team with the higher run rate;

The team that has taken the higher number of wickets per balls;

In the event that teams are still level they will draw lots.

## Umpires List

**Barry Dudleston** Born: 16/07/1945. Ex-Leicestershire and Gloucestershire. Right hand opening bat, slow left arm bowler, occasional wicketkeeper **International umpiring record**; First Test: England v West Indies at Edgbaston in 1991. Total Tests: 2. First one-day international: England v Pakistan at Trent Bridge in 1992. Total one-day internationals: 4.

**John Hampshire** Born: 10/02/1941. Ex-England, Yorkshire and Derbyshire. Right hand bat, leg spin bowler **International umpiring record** First Test: England v Australia at Old Trafford in 1989. Total Tests: 16. First one-day international: England v Australia at Trent Bridge in 1989. Total one-day internationals: 20.

**Ray Julian** Born: 23/08/1936. Ex-Leicestershire. Right hand bat, wicketkeeper. **International umpiring record** First one-day international: England v India at The Oval in 1996. Total one-day internationals: 6

**Neil Mallender** Born: 13/08/1961. Ex-England, Northamptonshire and Somerset. Right hand bat, right arm medium-fast bowler. Total one-day internationals: 2.

**Alan Whitehead** Born: 28/10/1940. Ex-Somerset. Left hand bat, slow left arm bowler. **International umpiring record** First Test: England v India at The Oval in 1982. Total Tests: 5. First one-day international: Canada v Pakistan, Headingley, 1979. Total one-day internationals: 14.

**David Constant** Born: 09/11/1941. Ex-Kent, Leicestershire. Left hand bat, slow left arm bowler. **International umpiring record** First Test: England v Pakistan at Lord's in 1971. Total Tests: 36. First one-day international: England v Australia at Edgbaston in 1972. Total one-day internationals: 32.

**Peter Willey** Born: 06/12/1949. Ex-England, Leicestershire and Northamptonshire. Right hand bat, off-break bowler. **International umpiring record** First Test: West Indies v New Zealand at Bridgetown, Barbados in 1996. Total Tests: 23. First one-day international: England v India at The Oval in 1996. Total one-day internationals: 22.

**David Shepherd** Born: 27/12/1940. Ex-Gloucestershire. Right hand bat, right arm medium bowler. **International umpiring record** First Test: England v Australia at Old Trafford in 1985. Total Tests: 56. First one-day international: Pakistan v Sri Lanka at Swansea in 1983. Total one-day internationals: 96.

**Merv Kitchen** Born: 01/08/1940. Ex-Somerset. Left-hand bat, right arm medium bowler. **International umpiring record** First Test: England v New Zealand at Lord's in 1990. Total Tests: 20. First one-day international: Australia v Zimbabwe at Trent Bridge in 1983. Total one-day internationals: 28.

**Ken Palmer** Born: 22/04/1937. Ex-England and Somerset. Right hand bat, right arm fast-medium bowler. **International umpiring record** First Test: England v Pakistan at Edgbaston in 1978. Total Tests 22. First one-day international: England v Australia at The Oval in 1977. Total one-day internationals: 23.

**John Holder** Born: 19/03/1945. Ex-Hampshire. Right hand bat, right arm fast-medium bowler. **International umpiring record** First Test: England v Sri Lanka at Lord's in 1988. Total Tests: 10. First one-day international: England v Sri Lanka at The Oval in 1988. Total one-day internationals: 19.

**Jeremy Lloyds** Born: 17/11/1954. Ex-Somerset and Gloucestershire. Left hand bat, off break bowler. **International umpiring record** First one-day international: West Indies v Zimbabwe at Bristol in 2000. Total one-day internationals: 2.

**Allan Jones** Born: 09/12/1947. Ex-Sussex, Somerset, Middlesex and Glamorgan. Right hand bat, right arm fast bowler. **International umpiring record**; First one-day international: England v India at Old Trafford, 1996. Total one-day internationals: 1.

**George Sharp** Born: 12/03/1950. Ex-Northamptonshire. Right hand bat, left arm medium bowler. **International umpiring record** First Test: England v India at Trent Bridge in 1996. Total Tests 13. First one-day international: India v Sri Lanka at Singapore in 1995/96. Total one-day internationals: 25.

## Match Referee

**Brian Hastings** Born: 23/03/1940. Ex-New Zealand. Right hand bat, leg break. **International refereeing record** First Test: Pakistan v Sri Lanka at Rawalpindi in 1999/2000. Total Tests: 8. First one-day international: Pakistan v Sri Lanka at Karachi in 1999/2000. Total one-day internationals: 13.

## 2002 NatWest Series Fixtures

Date	Fixture	Venue
<b>JUNE</b>		
Thu 27	England v Sri Lanka	*Nottingham
Sat 29	England v India	Lord's
Sun 30	India v Sri Lanka	The Oval
<b>JULY</b>		
Tue 02	England v Sri Lanka	Leeds
Thu 04	England v India	*Chester-le-Street
Sat 06	India v Sri Lanka	Birmingham
Sun 07	England v Sri Lanka	Manchester
Tue 09	England v India	The Oval
Thu 11	India v Sri Lanka	*Bristol
Sat 13	Final	Lord's

\* Day/Night match

## The Duckworth Lewis System

If matches are rain-affected the Duckworth Lewis system is used to reset targets. The system is based on what percentage of its resources (overs and wickets) a team have left. With 50 overs left and 10 wickets remaining, a team has 100 per cent of its resources left. The table shows the percentage of resources at other stages in the innings.

The procedure for working out targets is as follows:

1) For each innings: Use the table to calculate the resource percentage lost by the interruption and therefore calculate the resource percentage still available.

2) If team 2 have less resources available than team 1, calculate the ratio of the resources available to both teams. Team 2's revised target is obtained by scaling down team 1's score by this ratio.

3) If team 2 have more resources available than team 1, calculate the amount by which team 2's resources exceeds team 1's.

Work this out as a percentage of 225 (the average 50-over score in ECB matches and one-day internationals). This gives the extra runs to add to team score to give team 2's target.

		WICKETS LOST				
		0	2	5	7	9
OVERS LEFT	50	100	83.8	49.5	26.5	7.6
	40	90.3	77.6	48.3	26.4	7.6
	30	77.1	68.2	45.7	26.2	7.6
	25	68.5	61.8	43.4	25.9	7.6
	20	58.9	54.0	40.0	25.2	7.6
	10	34.1	32.5	27.5	20.6	7.5



# The NatWest Series 2001

.....last years tournament & ODI records



## The NatWest Series Results 2000



### Match 1 6th Jul 2000

Bristol: **West Indies lost to Zimbabwe by 6 wickets.** West Indies 232 for 7 (50 overs) (B.C.Lara 60, W.W.Hinds 51); Zimbabwe 233 for 4 (45 overs) (N.C.Johnson 95\*). **Man of the Match:** N C Johnson

### Match 2 8th Jul 2000

The Oval: **England lost to Zimbabwe by 5 wickets.** England 207 (50 overs) (M.E.Trescothick 79, G.A.Hick 50, G.W.Flower 3-9, P.A.Strang 3-36); Zimbabwe 210 for 5 (48.2 overs) (A.D.R.Campbell 80, A.Flower 61). **Man of the Match:** A D R Campbell

### Match 3 9th July 2000

Lord's: **England v West Indies. No result** (1 pt each). England 158 for 8 (43.5 overs) (F.A.Rose 3-42); West Indies. **Man of the Match:** Not Awarded

### Match 4 11th Jul 2000

Canterbury: **West Indies lost to Zimbabwe by 70 runs.** Zimbabwe 256 for 4 (50 overs) (G.J.Whittall 83, A.D.R.Campbell 77\*, N.C.Johnson 51); West Indies 186 for 8 (50 overs) (N.A.M.McLean 50\*). **Man of the Match:** G J Whittall

### Match 5 13th Jul 2000

Old Trafford: **England beat Zimbabwe by 8 wickets.** Zimbabwe 114 (38.4 overs); England 115 for 2 (20.3 overs). **Man of the Match:** A Flintoff

### Match 6 15th July 2000

Riverside: **England beat West Indies by 10 wickets.** West Indies 169 for 8 (50 overs) (B.C.Lara 54, A.D.Mullally 3-27); England 171 for 0 (35.2 overs) (M.E.Trescothick 87\*, A.J.Stewart 74\*). **Man of the Match:** M E Trescothick

### Match 7 16th July 2000

Riverside: **Zimbabwe beat West Indies by 6 wickets.** West Indies 287-5 (50 overs) (S L Campbell 105, B C Lara 87). Zimbabwe 290-4 (49.1 overs) (M W Goodwin 112 no, G W Flower 96 no). **Man of the Match:** M W Goodwin

### Match 8 18th July 2000

Edebaston: **England beat Zimbabwe by 52 runs.** England 262 for 8 (50 overs) (A.J.Stewart 101, H.H.Streak 3-59); Zimbabwe 210 for 9 (50 overs) (A.D.R.Campbell 60, N.C.Johnson 52, C.White 3-34). **Man of the Match:** A J Stewart

### Match 9 20th July 2000

Trent Bridge: **West Indies beat England by 3 runs.** West Indies 195-9 (50 overs); England 192 all out (A.J.Stewart 100no). **Man of the Match:** C H Gayle

### FINAL 22nd July 2000

Lord's: **England beat Zimbabwe by 6 wickets** Zimbabwe 169 for 7 (50 overs) (G.W.Flower 53\*, D.Gough 3-20); England 170 for 4 (45.2 overs) (A.J.Stewart 97, H.H.Streak 3-30). **Man of the Match:** A J Stewart

## Overall One Day International Records

### Best Individual Scores

Player	Score	Teams	Venue	Year
Saeed Anwar	194	Pakistan v India	Chennai	1996/97
I.V.A.Richards	189*	West Indies v England	Old Trafford	1984
S.T.Jayasuriya	189	Sri Lanka v India	Sharjah	2000/1
G.Kirsten	188*	South Africa v UAE	Rawalpindi	1995/96
S.R.Tendulkar	186*	India v New Zealand	Hyderabad	1999/00
S.C.Ganguly	183	India v Sri Lanka	Taunton	1999
I.V.A.Richards	181	West Indies v Sri Lanka	Karachi	1987/88
Kapil Dev	175*	India v Zimbabwe	Tunbridge Wells	1983
M.E.Waugh	173	Australia v West Indies	Melbourne	2000/01
G.M.Turner	171*	New Zealand v East Africa	Edebaston	1975

### Best Innings Bowling

Player	Figs	Teams	Venue	Year
M.Muralitharan	7/30	Sri Lanka v India	Sharjah	2000/1
Waqar Younis	7/36	Pakistan v England	Headingley	2001
Aaqib Javed	7/37	Pakistan v India	Sharjah	1991/92
W.W.Davis	7/51	West Indies v Australia	Headingley	1983
A.Kumble	6/12	India v West Indies	Calcutta	1993/94
G.J.Gilmour	6/14	Australia v England	Headingley	1975
Imran Khan	6/14	Pakistan v India	Sharjah	1984/85
C.E.H.Croft	6/15	West Indies v England	Arnos Vale	1980/81
Azhar Mahmood	6/18	Pakistan v West Indies	Sharjah	1999/00
H.K.Olonga	6/19	Zimbabwe v England	Cape Town	1999/00

### Highest Team Totals

Total	Teams	Venue	Year
398 for 5	Sri Lanka v Kenya	Kandy	1995/96
376 for 2	India v New Zealand	Hyderabad	1999/00
373 for 6	India v Sri Lanka	Taunton	1999
371 for 9	Pakistan v Sri Lanka	Nairobi	1996/97
363 for 7	England v Pakistan	Trent Bridge	1992
360 for 4	West Indies v Sri Lanka	Karachi	1987/88
349 for 6	Australia v New Zealand	Christchurch	1999/00
349 for 9	Sri Lanka v Pakistan	Singapore	1995/96
349 for 9	New Zealand v India	Rajkot	1999/00
348 for 8	New Zealand v India	Nagpur	1995/96

### Lowest Team Totals

Total	Teams	Venue	Year
43	Pakistan v West Indies	Cape Town	1992/93
45	Canada v England	Old Trafford	1979
54	India v Sri Lanka	Sharjah	2000/1
55	Sri Lanka v West Indies	Sharjah	1986/87
63	India v Australia	Sydney	1980/81
64	New Zealand v Pakistan	Sharjah	1985/86
68	Scotland v West Indies	Leicester	1999
69	South Africa v Australia	Sydney	1993/94
70	Australia v England	Edebaston	1977
70	Australia v New Zealand	Adelaide	1985/86

### Most Games Played

Player	Matches
M.Azharuddin (India)	334
Wasim Akram (Pakistan)	318
S.R.Waugh (Australia)	315
Salim Malik (Pakistan)	283
P.A.de Silva (Sri Lanka)	275
A.R.Border (Australia)	273
A.Ranatunga (Sri Lanka)	269
S.R.Tendulkar (India)	268
Ijaz Ahmed (Pakistan)	250
Inzamam-ul-Haq (Pakistan)	247
D.L.Haynes (West Indies)	238
S.T.Jayasuriya (Sri Lanka)	235
M.E.Waugh (Australia)	235
Javed Miandad (Pakistan)	233
Saeed Anwar (Pakistan)	227
Kapil Dev (India)	225

### Leading 5 Wicket Hauls

Player	5 Wkts	Mtchs
Waqar Younis (Pakistan)	12	213
L.Klusener (South Africa)	6	113
Saqlain Mushtaq (Pakistan)	6	143
R.J.Hadlee (New Zealand)	5	115
M.Muralitharan (Sri Lanka)	5	165

### Most Ducks

Player	Ducks	Mtchs
Wasim Akram (Pakistan)	25	318
R.S.Kaluwitharana (Sri Lanka)	20	160
Salim Malik (Pakistan)	19	283
A.Ranatunga (Sri Lanka)	18	269
S.T.Jayasuriya (Sri Lanka)	17	235
C.J.McDermott (Australia)	15	138
A.C.Parore (New Zealand)	15	163

### Leading Runscorers

Player	Runs	Mtchs
S.R.Tendulkar (India)	10179	268
M.Azharuddin (India)	9377	334
D.L.Haynes (West Indies)	8648	238
P.A.de Silva (Sri Lanka)	8430	275
M.E.Waugh (Australia)	8338	235
Saeed Anwar (Pakistan)	8256	227
Inzamam-ul-Haq (Pakistan)	8005	247
A.Ranatunga (Sri Lanka)	7454	269
S.R.Waugh (Australia)	7382	315
Javed Miandad (Pakistan)	7381	233

### Leading Wicket-takers

Player	Wkts	Mtchs
Wasim Akram (Pakistan)	440	318
Waqar Younis (Pakistan)	347	213
A.Kumble (India)	274	208
J.Srinath (India)	261	192
S.K.Warne (Australia)	259	166
Saqlain Mushtaq (Pakistan)	257	143
Kapil Dev (India)	253	225
M.Muralitharan (Sri Lanka)	236	165
C.A.Walsh (West Indies)	227	205
A.A.Donald (South Africa)	226	136

### Leading Dismissals

Player	Dismissals	Mtchs
Moin Khan (Pakistan)	257	182
I.A.Healy (Australia)	234	168
P.J.L.Dujon (West Indies)	202	166
A.C.Gilchrist (Australia)	180	112
R.S.Kaluwitharana (Sri Lanka)	175	155
D.J.Richardson (South Africa)	165	122
N.R.Mongia (India)	154	140
A.Flower (Zimbabwe)	151	165
M.V.Boucher (South Africa)	136	91
A.J.Stewart (England)	136	113

### Leading Stumpings

Player	Stumpings	Mtchs
Moin Khan (Pakistan)	66	182
R.S.Kaluwitharana (Sri Lanka)	64	155
N.R.Mongia (India)	44	140
I.A.Healy (Australia)	39	168
A.C.Gilchrist (Australia)	30	112
A.Flower (Zimbabwe)	30	165
Rashid Latif (Pakistan)	29	106
K.S.More (India)	27	94
A.C.Parore (New Zealand)	24	134
Salim Yousuf (Pakistan)	22	85

### Leading Catches (ex Wkt-Keepers)

Player	Catches	Mtchs
M.Azharuddin (India)	156	334
A.R.Border (Australia)	127	273
R.S.Mahanama (Sri Lanka)	109	213
S.R.Waugh (Australia)	109	315
M.E.Waugh (Australia)	105	235

### Most Centuries

Player	Centuries	Mtchs
S.R.Tendulkar (India)	28	268
Saeed Anwar (Pakistan)	19	227
M.E.Waugh (Australia)	18	235
D.L.Haynes (West Indies)	17	238
S.C.Ganguly (India)	16	164
B.C.Lara (West Indies)	14	190
C.G.Greenidge (West Indies)	11	128
I.V.A.Richards (West Indies)	11	187