

Hall cleared for showpiece

Worcestershire's joy at reaching Lord's for the first time in nine years was heightened by the news that Andrew Hall will be available for the Cheltenham & Gloucester Trophy final.

The all-rounder, whose double-wicket maiden last over against Lancashire secured an unlikely triumph, has been cleared to play by the South African management despite his involvement with the Test squad.

"It will be great for us to have him back on board - and hopefully he plays as well as he did in the semi," said Worcestershire director of cricket Tom Moody.

"The great thing about Hally was that it was not only me and the club wanting him to play against Lancashire. He made it clear he really wanted to play in that match.

"It just shows the attitude of the guy - and they are without question the type of guys you want in your side."

Hall said: "I've been lucky enough now to play there twice already this summer for my country and to be involved in a major county final as well will be special."

It is a different story for Gloucestershire, whose semi-final hero Shoaib Malik misses the game after his brief stint as locum overseas player ended.

The Pakistan all-rounder collected the man-of-the-match award for his composed 74 in a tense one-wicket victory over Derbyshire at Bristol, only to depart to accommodate Ian Harvey's return.

Harvey has been on international duty with Australia during the one-day series trouncing of Bangladesh, although the Lord's showcase should be a less one-sided affair.

Final Preview

28/08/2003



C&G Trophy Final

C&G Trophy Final Preview - Gloucestershire **Page 3**

C&G Trophy Final Preview - Worcestershire **5**

Other Features In The C&G Trophy Newswire

C&G Trophy Semi Final Review **2**

Gloucestershire's Route To The Final **4**

Worcestershire's Route To The Final **6**

Trophy Results 2003, D/L Method & Playing Conditions **7**

C&G Trophy 2004 First Round Preview **8**

Cheltenham & Gloucester Trophy Record Book **10**

Match Results Summary 1963 - 2003 **11**

C&G Records Derbyshire to Leicestershire **12**

C&G Records Middlesex to Yorkshire **13**

2004 C&G Trophy - First Round Draw

Thursday 28th August 2003 (reserve day 29th):

Dorset	v	Buckinghamshire	Dean Park
Bedfordshire	v	Cheshire	Luton
Devon	v	Suffolk	Exmouth
Shropshire	v	Northumberland	Oswestry
Holland	v	Cornwall	Amstelveen (tbc)
Norfolk	v	Lincolnshire	Manor Park
Wales	v	Denmark	Abergavenny
Hertfordshire	v	Ireland	Bishop's Stortford

Sunday 31st August 2003 (reserve day 1st September):

Scotland	v	Cumberland	The Grange
Oxfordshire	v	Herefordshire	Banbury

Teams Receiving Byes: Cambridgeshire, Staffordshire, Berkshire, Wiltshire.

Contacts

For cricket/media enquiries contact -

C&G press office

Tel 01452 373670.

Fax 01452 373674.

E-mail

cgpressoffice@cgpressoffice.demon.

co.uk

PA Sport

Phil Ascough

Tel 01430 455673.

Fax 0870 124 0815.

E-mail

phil.ascough@pa.press.net

2003 Competitors

Bedfordshire
Berkshire
Buckinghamshire
Cambridgeshire
Cornwall
Cumberland
Cheshire
Denmark
Derbyshire
Derbyshire CB
Devon
Dorset
Durham
Durham CB
Essex
Essex CB
Glamorgan
Gloucestershire
Gloucestershire CB
Hampshire
Hampshire CB
Herefordshire
Hertfordshire
Holland
Huntingdonshire CB
Ireland
Kent
Kent CB
Lancashire
Lancashire CB
Leicestershire
Leicestershire CB
Lincolnshire
Middlesex
Middlesex CB
Norfolk
Northamptonshire
Northamptonshire CB
Northumberland
Nottinghamshire
Nottinghamshire CB
Oxfordshire
Scotland
Shropshire
Somerset
Somerset CB
Staffordshire
Suffolk
Surrey
Surrey CB
Sussex
Sussex CB
Wales Minor Counties
Warwickshire
Warwickshire CB
Wiltshire
Worcestershire
Worcestershire CB
Yorkshire
Yorkshire CB





C&G Semi-Final Review

Malik and Hall star in thrillers



Shoaib Malik

Gloucestershire reached their sixth Lord's final in five seasons with a tense one-wicket win over Derbyshire in the Cheltenham & Gloucester Trophy semi-final at Bristol.

The absence of all-rounder Ian Harvey made little difference to Gloucestershire as his short-term replacement Shoaib Malik made a composed 74 to earn the man-of-the-match award in his final match for the county.

Derbyshire's 219 - which was held together by Mohammad Kaif's 72 - appeared an under-par score but four wickets inside the first 15 overs of the reply brought hope for Derbyshire.

But Malik shared a 56-run stand with Alex Gidman for the fifth wicket and added a further 59 with captain Mark Alleyne, who caused some late panic by chipping to extra-cover moments before Jack Russell was adjudged caught behind, both off Lian Wharton.

Then Dominic Cork claimed two wickets in an over, leaving James Averis and Mike Smith to negotiate the three runs required from the final five overs which they managed to the jubilation of the home crowd.

There was another tense finale at New Road as Andrew Hall bowled a dramatic last over to snatch victory from the jaws of defeat and earn Worcestershire a six-run win over Lancashire.

Lancashire looked set for victory when they began the last over from Hall needing just seven runs for victory at 248 for six.

But the South African dismissed Warren Hegg and Peter Martin in the space of three balls while

John Wood was run out off the fifth as Lancashire failed to score off the final over, leaving Hall with four for 36.

The result was rough on opener Mal Loye, who scored his first limited-overs century for Lancashire and finished unbeaten on 116 after helping his side recover from the dismissals of Stuart Law, Carl Hooper and Andrew Flintoff.

Worcestershire's total of 254 for five had been built around a commanding innings of 97 from Graeme Hick, who shared in a second-wicket stand of 155 in 32 overs with Anurag Singh (63).

**C&G Semi-Final Results
August 7 & 9 2003**

Bristol
Derbyshire 219
(M Kaif 72) v
Gloucestershire
221-9 (Shoaib
Malik 74).
Gloucestershire
beat Derbyshire
by 1 wicket.
MOM: Shoaib
Malik.

New Road
Worcestershire
254-5 (G A Hick
97, A Singh 63) v
Lancashire 248-9
(M B Loye 116 no,
A J Hall 4-36)
Worcestershire
beat Lancashire
by 6 runs.
MOM: A J Hall.

Weather SMS

**Weather information
direct to your mobile**

send a text message with:

- forecast code
- followed by the location
- then text it to **8545**

(T-mobile users text to **83155**)

pawx <town> 24 hourly forecast


pawx s <town> 3 hourly forecast

pawx l <town> 7 day forecast

eg: pawx london

Service available on O2,
Orange, T-mobile and Vodafone
Messages cost 25p inc. VAT

For terms: www.paweathercentre.com





Final Preview - Gloucestershire

C&G Trophy Final Record

WINNERS: 1973, 1999, 2000

1st September 1973

Lord's: Gloucestershire beat Sussex by 40 runs

Gloucestershire 248 for 8 (60 overs) (M.J.Procter 94, A.S.Brown 77*, J.A.Snow 3-31, M.A.Buss 3-46); **Sussex** 208 (56.5 overs) (G.A.Greenidge 76, R.D.V.Knight 4-47).

29th August 1999

Lord's: Gloucestershire beat Somerset by 50 runs

Gloucestershire 230 for 8 (50 overs) (T.H.C.Hancock 74, P.W.Jarvis 5-55); **Somerset** 180 (45.1 overs) (R.J.Turner 51, I.J.Harvey 3-23, A.M.Smith 3-25, M.W.Alleyne 3-37).

26th, 27th August 2000

Lord's: Gloucestershire beat Warwickshire by 22 runs

Warwickshire 205 for 7 (50 overs) (A.F.Giles 60, A.M.Smith 3-18); **Gloucestershire** 122 for 3 (29.4 overs).

Player Profile — C&G Record

Rhodes is one of the most experienced one-day players on the county circuit, having made 245 limited-overs appearances for South Africa before retiring from the international scene when a hand injury ended his involvement in his

fourth World Cup earlier this year. The 34-year-old, who is enjoying his first season in English domestic cricket, is widely regarded as the best fielder the game has ever seen but is also a valuable middle-order batsman.

J N Rhodes

Right Hand Bat	
Right Arm Medium	
Date Of Birth: 27 July 1969	
C&G Appearances: 4	
Debut 2003 v Buckinghamshire	
Batting Stats	
Innings	4
Not out	1
Runs	156
Highest	87
Average	52.00
100's	-
50's	1
Catches	2
Bowling Stats	
Overs	-
Maidens	-
Runs	-
Wickets	-
Average	-
Best	-
5W1	-
Econ	-



Gloucestershire Statistics

How they did in 2002 – QF lost to Kent by 5 wickets

Leading 2003 C&G batting av

Name	M	I	NO	Runs	HS	Avge
Shoaib.Malik	1	1	0	74	74	74.00
T.H.C.Hancock	2	2	0	144	135	72.00
J.N.Rhodes	4	4	1	156	87	52.00
A.P.R.Gidman	3	3	1	90	41	45.00
C.M.Spearman	4	4	0	179	76	44.75
W.P.C.Weston	4	4	1	134	88*	44.66
M.W.Alleyne	3	2	1	29	27	29.00
R.C.Russell	4	4	1	62	30	20.66
M.G.N.Windows	4	4	0	62	29	15.50
I.J.Harvey	1	1	0	12	12	12.00
M.C.J.Ball	3	1	0	7	7	7.00

Leading career C&G batting av

Name	M	I	NO	Runs	HS	Avge
Shoaib Malik	1	1	0	74	74	74.00
J.N.Rhodes	4	4	1	156	87	52.00
C.M.Spearman	7	7	1	293	104*	48.83
T.H.C.Hancock	20	19	0	803	135	42.26
J.M.M.Averis	15	6	5	33	12*	33.00
R.C.Russell	60	46	12	950	84	27.94
M.G.N.Windows	23	21	4	446	82	26.23
A.P.R.Gidman	7	7	1	151	41	25.16
M.W.Alleyne	46	36	6	663	73	22.10
W.P.C.Weston	15	15	1	284	88*	20.28
I.J.Harvey	15	14	0	229	47	16.35

Leading career One Day batting av

Name	M	I	NO	Runs	HS	Avge
C.D.McMillan	15	15	1	502	95	35.85
J.N.Rhodes	261	234	54	6361	121	35.33
C.Z.Harris	15	9	1	280	65	35.00
Shoaib Malik	45	32	5	907	115	33.59
C.M.Spearman	90	88	2	2640	153	30.69
M.W.Alleyne	388	343	69	7525	134*	27.46
M.G.N.Windows	173	162	23	3611	117	25.97
I.J.Harvey	138	121	15	2710	96	25.56
R.C.Russell	465	357	89	6493	119*	24.22
A.N.Bressington	9	7	1	144	54	24.00
W.P.C.Weston	143	128	12	2654	134	22.87

Leading 2003 C&G bowling av

Name	O	M	R	Wkt	Avge	Best
I.J.Harvey	9	0	23	5	4.60	5-23
A.M.Smith	36	7	117	9	13.00	4-35
J.M.M.Averis	32.5	2	142	10	14.20	6-23
A.P.R.Gidman	7.1	0	35	2	17.50	1-5
M.C.J.Ball	29	0	131	5	26.20	2-44
Shoaib.Malik	9	0	46	1	46.00	1-46
M.W.Alleyne	27	2	97	2	48.50	2-33

Leading career C&G bowling av

Name	Balls	Run	Wkt	Avge	Best5wi
M.A.Hardinges	120	73	6	12.16	4-19 -
T.H.C.Hancock	233	178	13	13.69	6-58 1
I.J.Harvey	780	481	33	14.57	5-23 1
J.M.M.Averis	715	537	28	19.17	6-23 1
A.M.Smith	1819	966	49	19.71	4-35 -
M.W.Alleyne	1953	1228	50	24.56	5-30 1
M.C.J.Ball	1484	992	34	29.17	3-39 -

Leading career One Day bowling av

Name	Balls	Run	Wkt	Avge	Best
W.P.C.Weston	6	2	1	2.00	1-2
R.J.Sillence	166	136	10	13.60	4-35
I.J.Harvey	6542	4591	246	18.66	5-19
J.M.M.Averis	4750	3755	160	23.46	6-23
I.D.Fisher	1276	893	37	24.13	3-20
T.H.C.Hancock	1302	1138	45	25.28	6-58
A.M.Smith	11202	7375	285	25.87	6-39

Third Round v Buckinghamshire, 8th May at Ascot Park

First 15 Overs Scoring Breakdown

Overs	1	2	3	4	5	6	7	8	9	10	11	12	13	14	15
Gloucs	1	8	21	29	42	62	66	73	85	88	101	108	113	116	120
Bucks	2	2	2	3	3	7	11	11	15	21	23	23	33	41	44

Scorecard

ASCOT PARK: Gloucestershire beat Buckinghamshire by 324 runs

Gloucestershire won toss

GLoucestershire INNINGS

Runs	6s	4s	Bls	Min	
W.P.C.Weston c Lane b Clarke	25	0	6	24	30
*C.M.Spearman c Clarke b Batty	76	2	14	41	50
T.H.C.Hancock c Marshall b Sayer	135	3	9	118	141
J.N.Rhodes run out (Bowyer)	87	0	7	73	76
M.G.N.Windows c Locke b Sayer	11	0	2	8	4
A.P.R.Gidman c Marshall b Clarke	27	0	2	19	26
M.A.Hardinges b Lane	1	0	0	3	2
†R.C.Russell not out	17	0	2	10	11
J.Lewis not out	9	1	0	4	5
Extras (b 0, lb 6, w 7, nb 0, p 0)	13				
Total (50 overs, for 7 wkts)	401				

Fall: 1-73, 2-113, 3-267, 4-282, 5-355, 6-370, 7-376.

Did not bat: J.M.M.Averis, A.M.Smith.

Bowling: Stanway 3-0-27-0; Lane 6-0-70-1; Saleem 5-0-43-0; Clarke 10-0-78-2; Batty 10-0-57-1; Sher 10-0-65-0; Sayer 6-0-55-2.

BUCKINGHAMSHIRE INNINGS

Runs	6s	4s	Bls	Min	
R.P.Lane c Weston b Smith	2	0	0	17	20
J.A.H.Marshall b Smith	0	0	0	4	5
M.Bowyer c Weston b Averis	7	0	1	35	48
P.R.Sayer c Russell b Averis	26	0	5	33	36
*P.D.Atkins lbw b Bidman	19	0	3	27	48
Z.A.Sher run out (Averis)	7	0	1	13	18
J.D.Batty c Russell b Averis	1	0	0	11	11
†K.J.Locke lbw b Averis	0	0	0	1	0
A.Saleem c Russell b Averis	2	0	0	10	7
A.R.Clarke b Averis	0	0	0	1	0
S.F.Stanway not out	2	0	0	2	2
Extras (b 0, lb 3, w 2, nb 6, p 0)	11				
Total (25.1 overs)	77				

Fall: 1-2, 2-6, 3-42, 4-43, 5-63, 6-69, 7-69, 8-75, 9-75, 10-77.

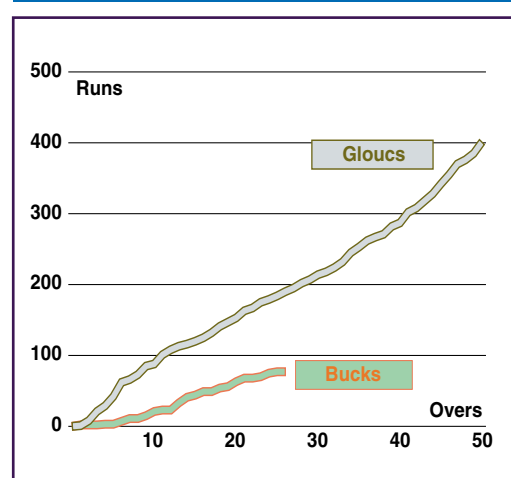
Bowling: Lewis 6-2-12-0; Smith 6-3-10-2; Averis 7-1-23-6;

Hardinges 5-1-24-0; Bidman 1.1-0-5-1.

Umpires: R.J.Bailey and R.Palmer

Man-of-match: T.H.C.Hancock

Run Graph



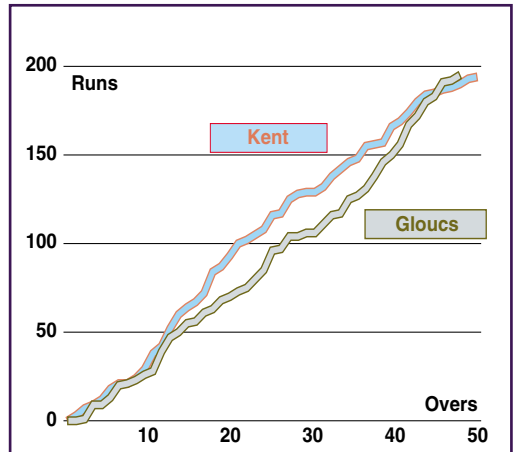


Gloucestershire's route to the Final

Fourth Round v Kent, 28th May at Canterbury

Overs	1	2	3	4	5	6	7	8	9	10	11	12	13	14	15
Gloucs	1	8	21	29	42	62	66	73	85	88	101	108	113	116	120
Bucks	2	2	2	3	3	7	11	11	15	21	23	23	33	41	44

Run Graph



Scorecard

CANTERBURY: Gloucestershire beat Kent by 5 wickets
Kent won toss

KENT INNINGS

Runs	6s	4s	Bls	Min
M A Ealham c Hancock b Smith.....	15	0	2	17
R W T Key c Ball b Alleyne.....	32	0	4	51
E T Smith c Russell b Smith.....	14	0	2	19
G S Blewett c Rhodes b Averis.....	50	1	5	53
M J Walker lbw b Ball.....	22	0	2	43
*D P Fulton c Rhodes b Averis.....	0	0	0	3
†G O Jones c Russell b Smith.....	34	0	0	53
J C Tredwell c Ball b Alleyne.....	9	1	0	13
J P Hewitt c Russell b Smith.....	2	0	0	7
M J Siggers not out.....	2	0	0	10
B J Trott b Averis.....	3	0	0	19
Extras (lb4 w3 nb4).....	11			
Total (47.4 overs).....	194			

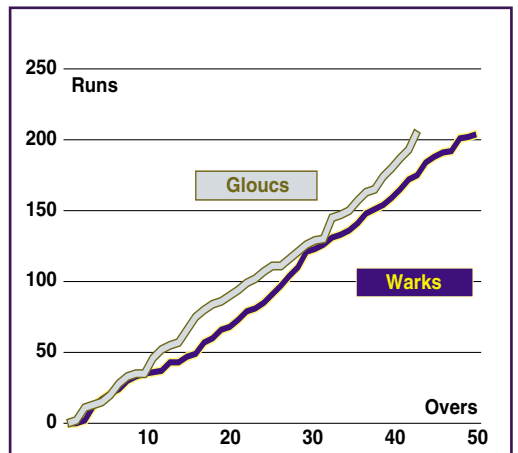
GLoucestershire INNINGS

Runs	6s	4s	Bls	Min
W Weston c Tredwell b Siggers.....	7	0	1	21
C M Spearman c Ealham b Trott.....	71	1	7	85
T H C Hancock b Ealham.....	9	0	1	22
J N Rhodes not out.....	45	1	1	76
M Windows c Walker b Siggers.....	15	0	1	34
†R C Russell c Walker b Siggers.....	30	0	2	27
*M W Alleyne not out.....	2	0	0	9
Extras (lb9 w7).....	16			
Total (for 5, 45.4 overs).....	195			

Quarter Final v Warwickshire, 11th June at Edgbaston

Overs	1	2	3	4	5	6	7	8	9	10	11	12	13	14	15
Kent	3	7	9	12	18	21	21	24	29	38	42	52	60	64	67
Gloucs	0	1	9	9	13	20	21	23	26	28	39	47	50	55	56

Run Graph



Scorecard

EDGBASTON: Gloucs beat Warwickshire by 5 wickets
Warwickshire won toss

WARWICKSHIRE INNINGS

Runs	6s	4s	Bls	Min
N V Knight c Windows b Ball.....	88	0	6	122
M A Wagh c Ball b Harvey.....	2	0	0	7
I R Bell run out.....	9	0	2	13
D P Ostler c Russell b Harvey.....	0	0	0	1
J O Troughton lbw b Smith.....	52	2	3	70
D R Brown c Russell b Ball.....	10	0	0	23
*A F Giles run out.....	28	0	2	35
N M K Smith c Windows b Harvey..	0	0	0	4
M A Sheikh c Windows b Harvey..	2	0	0	6
†K J Piper st Russell b Harvey.....	0	0	0	3
Waqar Younis not out.....	1	0	0	2
Extras (lb4 w3).....	12			
Total (47.4 overs).....	204			

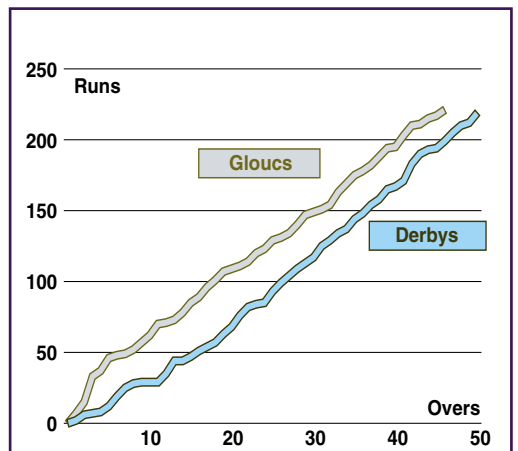
GLoucestershire INNINGS

Runs	6s	4s	Bls	Min
W P C Weston not out.....	88	0	7	124
C M Spearman b Younis.....	5	0	1	15
I J Harvey c Brown b Giles.....	12	1	0	16
J N Rhodes c Smith b Giles.....	24	0	3	27
M G N Windows lbw b Younis.....	29	0	4	35
†R C Russell run out.....	15	0	2	17
A P R Gidman not out.....	22	0	5	11
Extras (lb3 w8).....	11			
Total (for 5, 40.5 overs).....	206			

Semi Final v Derbyshire, 7th August at Bristol

Overs	1	2	3	4	5	6	7	8	9	10	11	12	13	14	15
Derbyshire	2	6	7	8	12	19	25	28	29	29	29	35	44	44	47
Gloucs	0	7	15	33	37	46	48	49	52	57	62	70	71	73	78

Run Graph



Scorecard

BRISTOL: Gloucestershire beat Derbyshire by one wicket
Derbyshire won toss

DERBYSHIRE INNINGS

Runs	6s	4s	Bls	Min
M J Di Venuto lbw b Smith.....	14	0	2	24
S A Selwood c Ball b Smith.....	10	0	1	35
C Bassano c Russell b Gidman.....	10	0	1	31
M Kaif c Windows b Ball.....	72	1	4	83
D R Hewson run out.....	37	0	3	49
†L D Sutton run out.....	13	0	1	18
*D G Cork c & b Ball.....	6	0	1	16
G Welch run out.....	22	0	2	21
N Dumelow c Alleyne b Averis.....	10	0	1	14
K J Dean c Averis b Malik.....	2	0	0	4
L J Wharton not out.....	0	0	0	3
Extras (lb1 lb10 w10 nb2).....	23			
Total (49.3 overs).....	219			

GLoucestershire INNINGS

Runs	6s	4s	Bls	Min
W P C Weston c Cork b Welch.....	14	0	3	23
C M Spearman c Sutton b Welch.....	27	0	5	21
A P R Gidman lbw b Hewson.....	41	0	5	66
J N Rhodes lbw b Dean.....	0	0	0	5
M G N Windows b Dean.....	7	0	1	12
Shoaib Malik c Dean b Cork.....	74	0	10	83
*M W Alleyne c Kaif b Wharton.....	27	0	3	38
†R C Russell c Sutton b Wharton..	7	0	0	2
M C J Ball c Di Venuto b Cork.....	7	0	0	22
J M M Averis not out.....	4	0	1	5
A M Smith not out.....	0	0	0	0
Extras (b1 lb4 w11 nb4).....	20			
Total (for 9, 45.5 overs).....	221			



Final Preview - Worcestershire

C&G Trophy Final Record

WINNERS: 1994

3rd, 4th September 1994

Lord's: Warwickshire lost to Worcestershire by 8 wickets
Warwickshire 223 for 9 (60 overs) (B.C.Lara 81, P.J.Newport 4-38);
Worcestershire 227 for 2 (49.1 overs) (G.A.Hick 93*, T.M.Moody 88*).

RUNNERS-UP: 1963, 1966, 1988

7th September 1963

Lord's: Sussex beat Worcestershire by 14 runs
Sussex 168 (60.2 overs) (J.M.Parks 57, N.Gifford 4-33); **Worcestershire**
 154 (63.2 overs) (J.A.Snow 3-13, A.Buss 3-39).

3rd September 1966

Lord's: Warwickshire beat Worcestershire by 5 wickets
Worcestershire 155 for 8 (60 overs) (T.W.Cartwright 3-16); **Warwickshire**
 159 for 5 (56.4 overs) (R.W.Barber 66).

3rd September 1988

Lord's: Middlesex beat Worcestershire by 3 wickets
Worcestershire 161 for 9 (60 overs) (P.A.Neale 64, S.P.Hughes 4-30,
 A.R.C.Fraser 3-36); **Middlesex** 162 for 7 (55.3 overs) (M.R.Ramprakash
 56, G.R.Dilley 5-29).

Player Profile — C&G Record

Hall has enjoyed a successful summer for both club and country and was the hero in the semi-final win against Lancashire when his double-wicket maiden in the final over booked Worcestershire's place at Lord's. The

all-rounder was only originally part of South Africa's one-day squad this summer but now looks to have cemented his place in the side in both forms of the game. His ability to bowl at the death could prove decisive at Lord's.

A J Hall

Right Hand Bat

Right Arm Fast Medium

Date Of Birth: 31 July 1975

C&G Appearances: 7


Debut 1999 v Oxfordshire

Batting Stats

Innings	7
Not out	0
Runs	210
Highest	78
Average	30.00
100's	-
50's	2
Catches	3

Bowling Stats

Overs	57.1
Runs	216
Wickets	13
Average	16.61
Best	4-33
5WI	-
Econ	3.77



Worcestershire's Statistics

How they did in 2002 – QF lost to Somerset by 4 wickets

Leading 2003 C&G batting av

Name	M	I	NO	Runs	HS	Avg
V.S.Solanki	4	4	1	230	164*	76.66
D.A.Leatherdale	4	3	1	146	80	73.00
A.Singh	2	2	0	137	74	68.50
S.J.Rhodes	4	2	1	46	29	46.00
G.A.Hick	3	3	0	135	97	45.00
Kabir.Ali	4	3	2	38	23*	38.00
Kadeer.Ali	2	2	0	50	30	25.00
B.F.Smith	4	4	0	80	44	20.00
A.J.Hall	3	3	0	38	26	12.66
G.J.Batty	4	3	1	24	14	12.00
S.D.Peters	2	2	0	9	5	4.50

Leading career C&G batting av

Name	M	I	NO	Runs	HS	Avg
G.A.Hick	49	49	8	2277	172*	55.53
A.Singh	11	11	0	419	85	38.09
Kadeer.Ali	4	4	0	140	66	35.00
V.S.Solanki	19	18	1	594	164*	34.94
A.J.Hall	7	7	0	210	78	30.00
B.F.Smith	29	28	5	689	85*	29.95
D.A.Leatherdale	34	29	3	626	80	24.07
S.J.Rhodes	53	40	15	583	61	23.32
S.D.Peters	8	8	0	111	58	13.87
Kabir.Ali	13	8	3	69	23*	13.80
G.J.Batty	8	6	1	34	14	6.80

Leading career One Day batting av

Name	M	I	NO	Runs	HS	Avg
D.K.Taylor	3	3	0	161	140	53.66
G.A.Hick	492	477	75	17759	172*	44.17
B.F.Smith	262	253	36	6736	115	31.04
Kadeer.Ali	13	13	1	348	66	29.00
V.S.Solanki	183	162	18	3957	164*	27.47
A.Singh	92	91	3	2347	123	26.67
A.J.Hall	44	36	5	782	81	25.22
J.M.Kemp	4	4	0	96	77	24.00
C.G.Liptrot	9	5	4	23	15*	23.00
D.A.Leatherdale	284	238	38	4358	80	21.79
S.J.Rhodes	434	289	87	3989	105	19.74

Leading 2003 C&G bowling av

Name	O	M	R	Wkt	Avg	Best
B.F.Smith	1	0	2	1	2.00	1-2
Kadeer.Ali	1	0	4	1	4.00	1-4
M.A.Harrity	7.5	0	23	3	7.66	3-23
A.J.Hall	23.1	6	78	7	11.14	4-36
M.S.Mason	35	8	86	6	14.33	3-28
M.Hayward	26	2	123	8	15.37	5-49
D.A.Leatherdale	21	2	103	4	25.75	2-42

Leading career C&G bowling av

Name	Balls	Run	Wkt	Avg	Best5wi
M.A.Harrity	47	23	3	7.66	3-23 -
M.Hayward	156	123	8	15.37	5-49 1
A.J.Hall	343	216	13	16.61	4-33 -
B.F.Smith	24	17	1	17.00	1-2 -
M.S.Mason	321	205	9	22.77	3-28 -
Kadeer.Ali	27	25	1	25.00	1-4 -
Kabir.Ali	584	430	16	26.87	4-2 -

Leading career One Day bowling av

Name	Balls	Run	Wkt	Avg	Best
M.S.Mason	1340	941	45	20.91	4-34
Kabir Ali	2804	2183	102	21.40	5-36
D.A.Leatherdale	4227	3352	145	23.11	5-9
Kadeer Ali	27	25	1	25.00	1-4
M.A.Harrity	192	171	6	28.50	3-23
A.J.Hall	1248	888	31	28.64	4-33
C.G.Liptrot	259	238	8	29.75	3-44

Third Round v Worcestershire CB, 8th May at New Road

First 15 Overs Scoring Breakdown

Overs	1	2	3	4	5	6	7	8	9	10	11	12	13	14	15
Worcs	4	6	14	17	25	25	32	37	44	46	46	48	51	56	69
Worcs CB	1	3	5	6	6	7	14	18	24	26	27	31	32	32	33

Scorecard

NEW ROAD: Worcestershire beat Worcestershire CB by 170 runs

Worcestershire CB won Toss

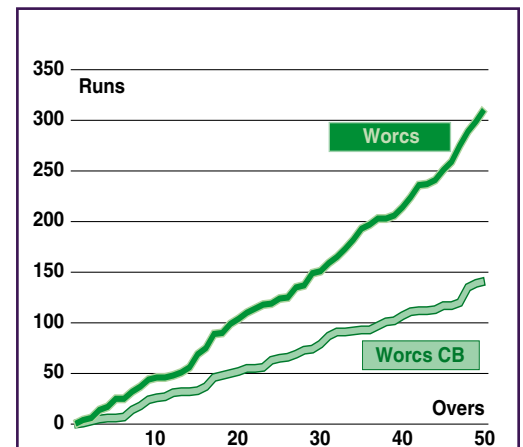
WORCESTERSHIRE INNINGS

Runs	6s	4s	Bls	Min	
S.D.Peters c Pearce b Jamshed	4	0	1	8	10
V.S.Solanki not out	164	3	20	170	204
G.A.Hick lbw b Williams	19	0	3	35	52
*B.F.Smith b Jamshed	44	0	7	48	82
Kadeer.Ali run out (Hafeez)	20	0	2	26	34
Kabir.Ali not out	23	1	2	14	17
Extras (b 0, lb 13, w 22, nb 2, p 0)	37				
Total (50 overs)(for 4 wkts)	311				
Fall: 1-6, 2-75, 3-203, 4-259.					
Did not bat: D.A.Leatherdale, G.J.Batty, S.J.Rhodes, M.Hayward, M.S.Mason.					
Bowling: Jamshed 10-2-54-2, Williams 10-1-30-1, Kemp 10-0-54-0, Round 1-0-13-0, Lampitt 10-0-67-0, Pearce 2-0-20-0, Manning 3-0-29-0, Hafeez 4-0-31-0.					

WORCESTERSHIRE CB INNINGS

N.W.Round b Hayward	3	0	0	20	17
*D.Manning lbw b Hayward	8	0	1	27	40
A.Hafeez c Batty b Mason	28	0	5	52	60
G.S.Kandola c Rhodes b Batty	21	0	1	60	66
J.R.Kemp lbw b Leatherdale	13	0	2	32	38
G.R.Hill c Rhodes b Batty	0	0	0	2	6
†S.M.Davies c Peters b Hick	13	0	2	44	35
S.R.Lampitt not out	26	1	3	36	53
C.Pearce c Solanki b Kadeer Ali	5	0	0	22	17
I.Jamshed lbw b Smith	4	0	1	3	2
G.J.Williams not out	20	0	0	3	1
Extras (b 0, lb 7, w 11, nb 2, p 0)	20				
Total (50 overs)(for 9 wkts)	141				
Fall: 1-6, 2-27, 3-52, 4-76, 5-79, 6-91, 7-113, 8-135, 9-141.					
Bowling: Hayward 8-1-19-2, Kabir Ali 9-1-20-0, Mason 7-1-13-1, Leatherdale 8-2-24-1, Batty 10-2-26-2, Hick 6-1-26-1, Kadeer Ali 1-0-4-1, Smith 1-0-2-1.					
Umpires: M.Dixon and J.F.Steele					
Man-of-match: V.S.Solanki					

Run Graph





Worcestershire's route to the Final

Fourth Round v Yorkshire, 28th May at New Road

First 15 Overs Scoring Breakdown

Overs	1	2	3	4	5	6	7	8	9	10	11	12	13	14	15
Worcs	0	6	13	13	20	33	34	42	50	58	64	65	66	74	85
Yorkshire	1	3	5	6	6	7	14	18	24	26	27	31	32	32	33

Scorecard

NEW ROAD: Worcestershire beat Yorkshire by 67 runs
Yorkshire won toss
WORCESTERSHIRE INNINGS

Runs	6s	4s	Bls	Min
S D Peters c Craven b Gough.....5	0	0	18	15
V S Solanki c Vaughan b Gray.....60	0	12	56	91
G A Hick c Lumb b Hoggard.....19	0	4	17	24
*B F Smith lbw b Silverwood.....0	0	0	2	8
A J Hall lbw b Bresnan.....12	0	2	25	27
D A Leatherdale b Gough.....80	2	5	87	103
G J Batty lbw b Bresnan.....14	0	0	32	27
†S J Rhodes st Blakey b Vaughan.....29	0	1	46	46
Kabir Ali not out.....8	0	0	11	20
M S Mason not out.....3	0	0	7	5
Extras (b1 lb8 w3 nb2).....14				
Total (for 8, 50 overs).....244				

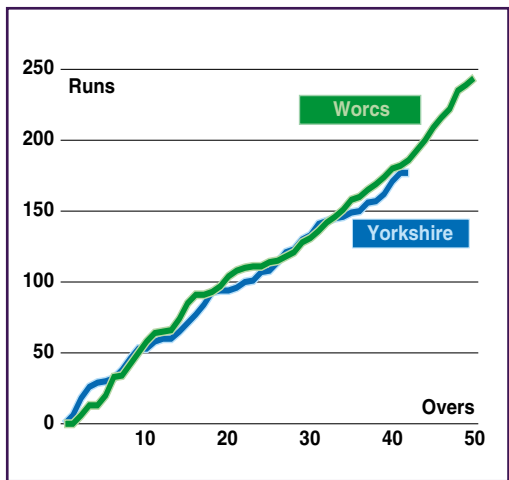
Fall: 1-13, 2-50, 3-59, 4-92, 5-107, 6-130, 7-209, 8-235.
Did Not Bat: M Hayward.
Bowling: Silverwood 10-1-49-1, Gough 10-2-43-2, Hoggard 10-3-0-0-1, Craven 0-3-0-8-0, Bresnan 10-0-53-2, Gray 10-1-37-1, Yuvraj Singh 6-0-27-0, Vaughan 3-0-18-1.

YORKSHIRE INNINGS

Runs	6s	4s	Bls	Min
M J Lumb c Batty b Hayward.....0	0	0	2	1
M Vaughan c Leatherdale b Batty.....47	1	5	74	109
C E W Silverwood b Hayward.....17	0	3	12	10
*M Wood c Leatherdale b Mason.....29	0	3	55	83
Yuvraj Singh b Hayward.....27	0	4	32	38
†R J Blakey c Solanki b Hayward.....23	0	2	38	42
V J Craven c Leatherdale b Batty.....1	0	0	7	9
T T Bresnan c Leatherdale b Hall.....14	0	3	16	21
A K D Gray run out.....0	0	0	4	2
D Gough lbw b Hayward.....0	0	0	1	1
M J Hoggard not out.....7	0	1	7	11
Extras (lb3 w7 nb2).....12				
Total (41.1 overs).....177				

Fall: 1-0, 2-26, 3-100, 4-108, 5-145, 6-150, 7-156, 8-157, 9-157.
Bowling: Hayward 10-0-49-5, Kabir Ali 7-0-47-0, Hall 6.1-1-31-1, Mason 8-1-22-1, Batty 10-1-25-2.
Umpires: A Clarkson and N A Mallerder.
Man-of-match: D A Leatherdale

Run Graph



Quarter Final v Leicestershire, 10th/11th June at Grace Road

First 15 Overs Scoring Breakdown

Overs	1	2	3	4	5	6	7	8	9	10	11	12	13	14	15
Worcs	4	5	5	9	12	13	14	14	18	21	22	24	26	32	38
Leics	0	3	4	4	5	8	16	16	20	22	28	37	40	44	48

Scorecard

GRACE ROAD: Worcestershire beat Leicestershire by 75 runs
Worcestershire won toss
WORCESTERSHIRE INNINGS

Runs	6s	4s	Bls	Min
V S Solanki c DeFreitas b Dagnall.....4	0	1	13	13
A Singh run out.....74	0	7	125	168
Kadeer Ali c Snape b Maddy.....30	0	4	51	60
*B F Smith c Brignull b Maddy.....0	0	0	3	1
A J Hall c Brignull b Maddy.....0	0	0	1	0
D A Leatherdale run out.....62	1	7	82	118
G J Batty run out.....1	0	0	2	5
Kabir Ali c Hodge b Dagnall.....7	0	0	10	5
†S J Rhodes not out.....17	0	1	12	19
M S Mason not out.....1	0	0	1	0
Extras (lb10 w10).....20				
Total (for 8, 50 overs).....216				

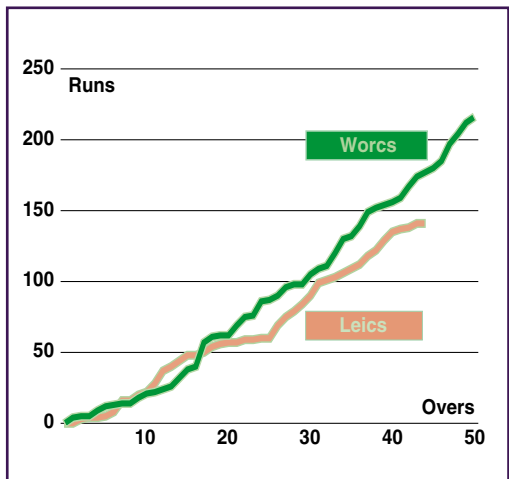
Fall: 1-9, 2-62, 3-62, 4-62, 5-173, 6-176, 7-184, 8-215.
Did Not Bat: M A Harrity.
Bowling: DeFreitas 10-2-21-0, Dagnall 10-3-20-2, Brignull 7-0-44-0, Maddy 8-1-44-3, Grove 3-0-14-0, Stevens 5-0-24-0, Snape 7-0-39-0.

LEICESTERSHIRE INNINGS

Runs	6s	4s	Bls	Min
J K Maunders c Harrity b Mason.....11	0	1	45	55
V Sehwag lbw b Mason.....2	0	0	17	22
D I Stevens lbw b Hall.....34	0	6	26	41
B J Hodge lbw b Harrity.....4	0	1	14	20
D L Maddy lbw b Hall.....0	0	0	1	4
†P A Nixon c Smith b Leatherdale.....17	0	1	64	86
J N Snape b Harrity.....2	0	0	14	20
*P DeFreitas c Kabir Ali b L'dale.....30	0	6	27	29
C E Dagnall not out.....24	0	1	32	44
D S Brignull c Smith b Mason.....5	0	1	11	8
J O Grove c Rhodes b Harrity.....2	0	0	12	8
Extras (b1 lb4 w5).....10				
Total (43.5 overs).....141				

Fall: 1-5, 2-44, 3-48, 4-48, 5-54, 6-60, 7-98, 8-129, 9-137.
Bowling: Kabir Ali 6-1-20-0, Mason 10-3-28-3, Hall 7-3-11-2, Harrity 7.5-0-23-3, Leatherdale 9-0-42-2, Batty 4-0-12-0.
Umpires: T E Jesty and A A Jones.
Man-of-match: A Singh

Run Graph



Semi Final v Lancashire, 9th August at New Road

First 15 Overs Scoring Breakdown

Overs	1	2	3	4	5	6	7	8	9	10	11	12	13	14	15
Worcs	4	8	12	16	16	16	20	29	30	32	40	49	50	56	59
Lancashire	0	0	1	6	10	23	24	41	47	52	57	60	67	70	75

Scorecard

NEW ROAD: Worcestershire beat Lancashire by 6 runs
Lancashire won toss
WORCESTERSHIRE INNINGS

Runs	6s	4s	Bls	Min
V S Solanki c Hegg b Anderson.....2	0	0	7	5
A Singh c Schofield b Flintoff.....63	0	7	104	137
G A Hick c Hooper b Chapple.....97	0	16	112	154
*B F Smith c Anderson b Flintoff.....36	0	2	48	58
A J Hall c Chilton b Anderson.....26	0	5	20	29
D A Leatherdale not out.....4	0	0	7	10
G J Batty not out.....9	0	2	5	4
Extras (lb8 w3 nb6).....17				
Total (for 5, 50 overs).....254				

Fall: 1-4, 2-159, 3-191, 4-237, 5-240.
Did Not Bat: S J Rhodes, Kabir Ali, M S Mason, M Hayward.
Bowling: P J Martin 10-2-39-0, J M Anderson 9-1-48-2, G Chapple 10-1-57-1, J Wood 6-0-31-0, A Flintoff 8-0-33-2, C L Hooper 7-0-38-0.

LANCASHIRE INNINGS

Runs	6s	4s	Bls	Min
M B Loye not out.....116	4	9	154	222
M J Chilton lbw b Hayward.....6	0	1	14	20
S G Law c Hall b Mason.....8	0	1	17	41
C L Hooper lbw b Hall.....1	0	0	12	21
A Flintoff lbw b Hall.....15	0	2	26	39
C Schofield c Hayward b L'dale.....32	0	5	31	32
G Chapple b Ali.....44	0	6	43	48
*†W K Hegg b Hall.....1	0	0	2	1
P J Martin b Hall.....0	0	0	2	1
J Wood run out.....0	0	0	2	1
J M Anderson not out.....0	0	0	0	0
Extras (lb5 w14 nb6).....25				
Total (for 9, 50 overs).....248				

Fall: 1-15, 2-70, 3-81, 4-108, 5-171, 6-247, 7-248, 8-248, 9-248.
Bowling: Kabir Ali 10-1-46-1, M Hayward 8-1-55-1, M S Mason 10-3-23-1, A J Hall 10-2-36-4, G J Batty 8-1-46-0, D A Leatherdale 4-0-37-1.
Umpires: J H Hampshire and J W Holder.
Man-of-match: A J Hall

Run Graph





Trophy results & fixtures 2003

Round One Thursday 29th Aug 2002 (30th Aug Reserve Day)

1. Oxfordshire lost to Lancashire CB by 31 runsLuton
2. Berkshire beat Ireland by 4 wicketsFinchampstead
3. Worcestershire CB beat Dorset by 5 wicketsKidderminster
4. *Denmark lost to Leics CB by 4 wicketsRatcliffe College
5. Cornwall beat Somerset CB by 2 runsCamborne
6. Middlesex CB beat Derbyshire CB by 38 runsSouthgate
7. Warwickshire CB lost to Herefordshire by 73 runsCoventry & NW
8. Gloucestershire CB lost to Surrey CB by 17 runsBristol
9. Buckinghamshire beat Suffolk by 230 runsDinton
10. Hampshire CB beat Wiltshire by 94 runsHursley Park
11. Bedfordshire beat Hertfordshire by 8 wicketsLuton Town
12. Cumberland beat Notts CB by 86 runsKeswick
13. Cheshire beat Huntingdonshire by 12 runsToft
14. Northamptonshire CB lost to Yorkshire CB by 57 runsNorthampton

*Leicestershire CB played at Home, as Denmark's pitch has not yet been approved for staging Trophy matches.

Teams receiving 1st round byes: Devon, Sussex CB, Essex CB, Shropshire, Norfolk, Lincolnshire, Kent CB, Durham CB, Scotland, Holland, Northumberland, Cambridgeshire, Staffordshire, Wales Minor Counties

Round Two Thursday 12 Sep 2002 (13 Sep Reserve Day)

15. Scotland beat Lancashire CB by 3 wicketsAberbeenshire
16. Berkshire beat Norfolk by 6 wicketsReading
17. Worcestershire CB beat Sussex CB by 6 wicketsKidderminster
18. Kent CB beat Leicestershire CB by 7 wicketsThe Mote
19. Wales lost to Cornwall by 24 runsMargam
20. Middlesex CB lost to Cambridgeshire by 7 wicketsSouthgate
21. Durham CB beat Herefordshire by 50 runsDarlington
22. Essex CB beat Surrey CB by 49 runsChelmsford
23. Buckinghamshire beat Shropshire by 11 runsBeaconsfield
24. Hampshire CB lost to Staffordshire by 105 runsWinchester
25. Bedfordshire beat Netherlands by 10 wicketsBedford Town
26. Devon beat Cumberland by 127 runsExmouth
27. Cheshire lost to Lincolnshire by 4 runsNeston
28. Northumberland beat Yorkshshire CB by 126 runsJesmond

The Duckworth/Lewis system

All Cheltenham & Gloucester Trophy matches have a reserve day, but if play is still lost to the weather the Duckworth Lewis system can be used to reset targets. The system is based on what percentage of its resources (overs and wickets) a team have left.

With 50 overs left and 10 wickets remaining, a team has 100 per cent of its resources left. The table shows the percentage of resources at other stages in the innings.

The procedure for working out targets is as follows:

- 1** For each innings: Use the table to calculate the resource percentage lost by the interruption and therefore calculate the resource percentage still available.
- 2** If team 2 have less resources available than team 1, calculate the ratio of the resources available to both teams. Team 2's revised target is obtained by scaling down team 1's score by this ratio.
- 3** If team 2 have more resources available than team 1, calculate the amount by which team 2's resources exceeds team 1's. Work this out as a percentage of 235 (the average 50-over score in ECB matches and one-day internationals). This gives the extra runs to add to team 1's score to give team 2's target.

WICKETS LOST ▶	0	2	5	7	9
OVERS LEFT ▼					
50	100	83.8	49.5	26.5	7.6
40	90.3	77.6	48.3	26.4	7.6
30	77.1	68.2	45.7	26.2	7.6
25	68.5	61.8	43.4	25.9	7.6
20	58.9	54.0	40.0	25.2	7.6
10	34.1	32.5	27.5	20.6	7.5

Round Three Wednesday 7 May 2003 (8 May Reserve Day)

- 29 Bedfordshire lost to Warwickshire by 15 runsLuton
- 30 Durham CB lost to Glamorgan by 86 runsDarlington
- 31 Buckinghamshire lost to Gloucestershire by 324 runsAscott Park, Wing
- 32 Cambridgeshire lost to Yorkshire by 85 runsMarch
- 33 Essex CB lost to Essex 42 runsChelmsford
- 34 Kent CB lost to Derbyshire by 171 runsCanterbury
- 35 Worcestershire CB lost to Worcestershire by 170 runsNew Road
- 36 Berkshire lost to Durham 8 wicketsReading CC
- 37 Lincolnshire lost to Nottinghamshire by 4 wicketsLincoln Lindum
- 38 Cornwall lost to Kent 5 wicketsTruro
- 39 Staffordshire lost to Surrey 9 runsStone
- 40 Scotland lost to Somerset by 10 wicketsThe Grange
- 41 Devon lost to Lancashire by 9 wicketsExmouth
- 42 Northumberland lost to Leicestershire by 90 runsJesmond
- 43 Northamptonshire lost to Middlesex by 26 runsNorthampton
- 44 Hampshire lost to Sussex by 4 wicketsRose Bowl

Round Four Wednesday 28th May 2003 (29 May Reserve Day)

- 45 Middlesex beat Sussex by 17 runsLord's
- 46 Leicestershire beat Nottinghamshire by 99 runsGrace Road
- 47 Durham lost to Lancashire by 143 runsRiverside
- 48 Somerset lost to Surrey by 6 runsTaunton
- 49 Kent lost to Gloucestershire by 5 wicketsCanterbury
- 50 Worcestershire beat Yorkshire by 67 runsNew Road
- 51 Warwickshire beat Essex by 3 wicketsEdgbaston
- 52 Glamorgan lost to Derbyshire by 7 wicketsSophia Gardens

Quarter-Final 1 Tuesday 10th June 2003 (11th June Reserve Day)

- 53 Leicestershire lost to Worcestershire by 75 runsGrace Road

Quarter-Finals 2, 3 & 4 Wednesday 11th June 2003 (12th June Reserve Day)

- 54 Derbyshire beat Surrey by 137 runsDerby
- 55 Lancashire beat Middlesex by 57 runsOld Trafford
- 56 Warwickshire lost to Gloucestershire by 5 wicketsEdgbaston

Semi-Final 1 Thursday 7th August 2003 (8th August Reserve Day)

- 57 Gloucestershire beat Derbyshire by 1 wicketBristol

Semi-Final 2 Saturday 9th August 2003 (10th August Reserve Day)

- 58 Worcestershire beat Lancashire by 6 runsNew Road

Final Saturday 30th August 2003 (31st August Reserve Day)

- 59 Gloucestershire v WorcestershireLord's

Playing conditions

- One innings per side of up to 50 overs. A maximum of 10 overs per bowler.
- Scheduled hours of play 11am to 6.45pm. Each innings scheduled to last a maximum three hours and 45 minutes. There will normally be two sessions of play of three hours and 30 minutes each, with an interval from 2.30pm to 3.25pm. The interval will be reduced if necessary.
- Two drinks intervals per innings, but these can be cancelled to make up time lost to interruptions.
- The fielding side can be penalised for slow over rates by the addition of runs to the batting side's total.
- For the first 15 overs a minimum of seven fielders plus the bowler and wicket-keeper must be inside the fielding circle as the ball is bowled. For the rest of the innings a minimum of four fielders plus the bowler and wicket-keeper must be inside the circle. The restrictions are lifted earlier when the number of overs is reduced.
- In the event of a tie, the team losing fewer wickets will win. If the sides are still level, the higher score after 15 overs will win.
- In rounds one and two, run rate may be used to set a revised target after a suspension of play. From round three onwards, the Duckworth Lewis system will be used.





Dorset v Buckinghamshire

Dorset will be keen to avoid a repeat of the 2003 competition, when they crashed out at the first hurdle. Worcestershire CB were their conquerors, triumphing by five wickets at Kidderminster after reaching a target of 228 with four overs to spare. Glyn Treagus and Stuart Rintoul emerged with the greatest credit for Dorset following innings of 76 and 55 respectively.

Dorset's bowlers would be well advised not to dwell too long on Buckinghamshire's feat of 12 months ago when they amassed a staggering 424 en route to a 230-run first-round demolition of Suffolk. Shropshire were edged out in a low-scoring second-round encounter, and it needed the introduction of one-day experts Gloucestershire to halt the Bucks bandwagon.

Venue: Dean Park

How they did in 2003

Dorset

R1 lost to Worcestershire CB by 5 wkts

Buckinghamshire

R1 bt Suffolk by 230 runs

R2 bt Shropshire by 11 runs

R3 lost to Gloucestershire by 324 runs

Bedfordshire v Cheshire

Hertfordshire and Holland will testify to Bedfordshire's prowess, having been swept aside in last year's competition by margins of eight and 10 wickets respectively. They gave Warwickshire a fright in the third round, beaten by 15 runs by a side featuring the likes of Nick Knight, Ian Bell, Jim Troughton and Ashley Giles, but lost their first match in this season's MCCA Knock-Out Trophy.

Cheshire, whose form has seen them challenging for the Minor Counties Western Division title, narrowly missed out on a place in the third round this season after losing to Lincolnshire. Needing a six off the last ball of the game, Simon Marshall was bowled by Mark Fell. Cheshire will be without their two star performers that day: Mark Currie, who made 94, and Richard Hignett (84 off 56 balls).

Venue: Luton

How they did in 2003

Bedfordshire

R1 bt Hertfordshire by 8 wkts

R2 bt Holland by 10 wkts

R3 lost to Warwickshire by 15 runs

Cheshire

R1 bt Huntingdonshire by 12 runs

R2 lost to Lincolnshire by 4 runs

Devon v Suffolk

Devon reached the third round of this season's competition, but were comprehensively beaten by Lancashire, who lost just one wicket in chasing 181. However, Devon can look back on a confidence-boosting 127-run victory over Cumberland in the previous round, Mark Richards returning commendable figures of four for 22 as the visitors, set 286 to win, were dismissed for 158.

What a difference a year makes for Suffolk. Nearly 12 months ago they suffered a humiliating 230-run defeat by Buckinghamshire in the first round of the 2003 competition after conceding 424, but go into this clash having reached the semi-finals of the MCCA Knock-Out Trophy. They are currently mid-table in the Minor Counties Eastern Division.

Venue: Exmouth

How they did in 2003

Devon

R1 Bye

R2 bt Cumberland by 127 runs

R3 lost to Lancashire by 9 wickets

Suffolk

R1 lost to Buckinghamshire by 230 runs

Shropshire v Northumberland

Shropshire failed to make the most of a first-round bye last year, beaten by Buckinghamshire in a low-scoring affair at Beaconsfield. Set 160 to win, Shropshire were bowled out for 149, with John Jones' 27 representing the highest score. They have, however, booked a place in the final of this season's MCCA Knock-Out Trophy, where they will face Cambridgeshire at Lord's.

Northumberland, also afforded a free passage into the second round 12 months ago, went only one stage further than Shropshire. They amassed 352, of which Bradley Parker made 108, in beating the Yorkshire CB by 126 runs, only to capitulate in the face of first-class opposition. Set 183 to win after restricting Leicestershire to 182, Northumberland were skittled for 92 in little over half the allotted 25 overs.

Venue: Oswestry

How they did in 2003

Shropshire

R1 Bye

R2 lost to Buckinghamshire by 11 runs

Northumberland

R1 Bye

R2 bt Yorkshire CB by 126 runs

R3 lost to Leicestershire by 90 runs

Holland v Cornwall

Holland will be determined to avoid a repeat of last year's humiliation when they were thrashed by Bedfordshire in the second round. Only three players made double figures in a woeful batting performance as Holland were skittled for 96 in 34.4 overs and that was never likely to be enough, with Bedfordshire needing just 15.3 overs to reach their target.

Cornwall hope to earn another meeting with first-class opposition in the 2004 competition after reaching the third round last year, when they pushed Kent all the way. They looked set for a quick defeat after being reduced to 62 for eight but recovered to reach 140. Kent were stuttering on 83 for five but came through without further loss.

Venue: Amstelveen (tbc)

How they did in 2003

Holland

R1 Bye

R2 lost to Bedfordshire by 10 wkts

Cornwall

R1 bt Somerset CB by 2 runs

R2 bt Wales by 24 runs

R3 lost to Kent by 5 wickets





Norfolk v Lincolnshire

Norfolk hardly have history on their side, having won just three of their 25 matches in the competition. An improvement is needed after their defeat by Berkshire last year, when they were skittled for 119 with six batsmen failing to score. Norfolk have already enjoyed one cup win at home this season after they beat Cornwall in the MCCA Knock-Out Trophy first round.

Lincolnshire will be looking to build on their efforts earlier this season when they almost caused an upset against Nottinghamshire. Opener Mark Fell hit 77 while James Clarke and Bob Chapman hammered rapid half-centuries as Lincolnshire posted 279 for seven - their highest total against a first-class county. Nottinghamshire slumped to 125 for five but sneaked home with 11 balls to spare.

Venue: Manor Park
How they did in 2003
Norfolk
R1 Bye
R2 lost to Berkshire by 6 wkts
Lincolnshire
R1 Bye
R2 bt Cheshire by 4 runs
R3 lost to Nottinghamshire by 4 wickets

Wales v Denmark

Wales have endured a miserable season so far, having lost in the first round of the MCCA Knock-Out Trophy and failing to win any of their five matches in the Minor Counties Championship. They were set 249 to beat Cornwall in the C&G Trophy last year but were all out for 224 despite 59 from former West Indies ace Phil Simmons.

Denmark have never won a match in the C&G Trophy in four attempts and will hope to end that barren run against Wales. They put themselves in a strong position against Leicestershire CB last year by posting 249 for six - Aftab Ahmed top-scored with 77 from 61 balls - but the hosts reached their target for the loss of six wickets.

Venue: Abergavenny
How they did in 2003
Wales
R1 Bye
R2 lost to Cornwall by 24 runs
Denmark
R1 lost to Leicestershire CB by 4 wkts

Hertfordshire v Ireland

Hertfordshire have one of the most impressive records of all minor counties in the C&G Trophy and will be hoping to earn a showdown with first-class opposition again in the 2004 competition. Confidence should be high after reaching the semi-finals of the MCCA Knock-Out Trophy this season before losing by 59 runs in a high-scoring match against Cambridgeshire.

Ireland will be looking to improve on their last outing in this competition when they were beaten by Berkshire in a low-scoring encounter at Finchampstead. The top four batsmen made just 12 runs between them as they stuttered to 113 all out and, despite having slumped to 57 for six, Berkshire completed their run-chase with four wickets in hand.

Venue: Bishop's Stortford
How they did in 2003
Hertfordshire
R1 lost to Bedfordshire by 8 wkts
Ireland
R1 lost to Berkshire by 4 wkts

Scotland v Cumberland

Scotland's entry into the National League this year has given them valuable one-day experience against first-class opposition and they will be expected to at least reach the third-round stage of the C&G Trophy. They have enjoyed a respectable first season in the National League and won three of their opening five games before fading away.

Cumberland will be up against their opening batsman Stephen Knox when they take on Scotland. In-form batsman Knox is a professional north of the border and has been selected by the Scots for one-day action recently, meaning Cumberland must cope being without the opener who hammered an unbeaten 108 in last year's first-round victory against Nottinghamshire CB.

Venue: The Grange
How they did in 2003
Scotland
R1 Bye
R2 bt Lancashire CB by 3 wkts
R3 lost to Somerset by 10 wickets
Cumberland
R1 bt Nottinghamshire CB by 86 runs
R2 lost to Devon by 127 runs

Oxfordshire v Herefordshire

Oxfordshire have lost 22 of their 24 matches in the C&G Trophy, with their latest defeat coming against Lancashire CB last year. Three wickets from Adam Cook helped restrict Lancashire CB to 229 for eight in their 50 overs but that proved out of reach as Oxfordshire were dismissed for 198 despite Stewart Laudat and Richard Lynch making 39 each.

Pakistan one-day international Naved-ul-Hasan was the Herefordshire hero at this stage last season as his four-wicket haul helped secure a 73-run victory against Warwickshire CB at Coventry. They will look to the experience of former Kent paceman Martin McCague this time round, although his presence failed to prevent a second-round defeat against Durham CB in the second round of the 2003 competition.

Venue: Banbury
How they did in 2003
Oxfordshire
R1 lost to Lancashire CB by 31 runs
Herefordshire
R1 bt Warwickshire CB by 73 runs
R2 lost to Durham CB by 50 runs





Competition Records 1963-2003

Highest totals

Total	Teams	Venue	Year
438 for 5	Surrey v Glamorgan	The Oval	2002
429	Glamorgan v Surrey	The Oval	2002
413 for 4	Somerset v Devon	Torquay	1990
406 for 5	Leicestershire v Berkshire	Leicester	1996
404 for 3	Worcestershire v Devon	Worcester	1987
401 for 7	Gloucestershire v Buckinghamshire	Wing	2003
392 for 5	Warwickshire v Oxfordshire	Birmingham	1984

Highest total batting second

To Lose	Total	Teams	Venue	Year
	429	Glamorgan v Surrey	The Oval	2002

To Win	Total	Teams	Venue	Year
	329 for 5	Sussex v Derbyshire	Derby	1997

Lowest totals

Total	Teams	Venue	Year
39	Ireland v Sussex	Hove	1994
41	Cambridgeshire v Buckinghamshire	Cambridge	1972
41	Middlesex v Essex	Westcliff	1972
41	Shropshire v Essex	Wellington	1974

Largest victories

Total	Teams	Venue	Year
346 runs	Somerset beat Devon	Torquay	1990
324 runs	Gloucestershire beat Bucks	Wing	2003
304 runs	Sussex beat Ireland	Belfast	1996
299 runs	Worcestershire beat Devon	Worcester	1987

Highest partnerships for each wicket (*denotes unbroken partnership)

Wkt	Runs	Batsmen	Teams	Year
1	311	A.J.Wright & N.J. Trainor	Gloucestershire v Scotland	1997
2	286	I.S.Anderson & A.Hill	Derbyshire v Cornwall	1986
3	309*	T.S.Curtis & T.M.Moody	Worcestershire v Surrey	1994
4	234*	D.Lloyd & C.H.Lloyd	Lancashire v Gloucs	1978
5	166	M.A.Lynch & G.R.J.Roope	Surrey v Durham	1982
6	226	N.J.Llong & M.V.Fleming	Kent v Cheshire	1999
7	170	D R Brown & A F Giles	Warwickshire v Essex	2003
8	112	A.L.Penberthy & J.E.Emburey	Northants v Lancashire	1996
9	87	M.A.Nash & A.E.Cordle	Glamorgan v Lincs	1974
10	81	S.Turner & R.E.East	Essex v Yorkshire	1982

Highest scores (Individual)

Player	Runs	Teams	Venue	Year
A.D.Brown	268	Surrey v Glamorgan	The Oval	2002
A.I.Kallicharran	206	Warwickshire v Oxfordshire	Birmingham	1984
V.J.Wells	201	Leicestershire v Berkshire	Leicester	1996
T.M.Moody	180*	Worcestershire v Surrey	The Oval	1994
J.M.Dakin	179	Leicestershire v Wales	Swansea	2001
C.G.Greenidge	177	Hampshire v Glamorgan	Southampton	1975
A.J.Wright	177	Gloucestershire v Scotland	Bristol	1997
D.R.Clarke	176*	Bedfordshire v Derby CB	Dunstable	2001
G.A.Hick	172*	Worcestershire v Devon	Worcester	1987
V.P.Terry	165*	Hampshire v Berkshire	Southampton	1985
V.S.Solanki	164*	Worcestershire v Worcs CB	New Road	2003
C.J.Tavare	162*	Somerset v Devon	Torquay	1990
I.V.A.Richards	162*	Glamorgan v Oxfordshire	Swansea	1993

Best Bowling (Individual)

Player	Figs	Teams	Venue	Year
M.A.Holding	8-21	Derbyshire v Sussex	Hove	1988
D.L.Underwood	8-31	Kent v Scotland	Edinburgh	1987
A.L.Dixon	7-15	Kent v Surrey	The Oval	1967
R.P.Lefebvre	7-15	Somerset v Devon	Torquay	1990
N.V.Radford	7-19	Worcs v Bedfordshire	Bedford	1991
D.Gough	7-27	Yorkshire v Ireland	Headingley	1997
P.J.Sainsbury	7-30	Hampshire v Norfolk	Southampton	1965
S.P.Davis	7-32	Durham v Lancashire	Chester-le-St	1983

Highest total by a minor county

Total	Teams	Venue	Year
367 for 3	Bedfordshire v Derbyshire CB	Dunstable	2001
323 for 7	Hertfordshire v Leicestershire(R)	Radlett	1999

Most hundreds (Individual)

Total	Player	Team	Career span
8	R.A.Smith	Hampshire	1985-2003

Fastest hundred (Individual)

Balls	Player	Teams	Venue	Year
36	G.D.Rose	Somerset v Devon	Torquay	1990

Most runs in a career (Individual)

Total	Player	Team	Career span
2547 (av 48.98)	G.A.Gooch	Essex	1973-1996

Most wickets in a career (Individual)

Total	Player	Team(s)	Career span
88 wkts (av 14.35)	A.A.Donald	Warks & Worcs	1987-2002
81 wkts (av 14.85)	G.G.Arnold	Surrey & Sussex	1963-1980

Most dismissals in a career (Individual)

Dismissals	Player	Team	Career span
104 (88ct, 16st)	R.C.Russell	Gloucestershire	1981-2003
74 (64ct, 10st)	S J Rhodes	Worcestershire	1985-2003

Most catches in a career (Individual)

Catches	Player	Team	Career span
28	W.Larkins	Various	1976-2002

Most Economical Analysis (Individual - 12 Overs)

O	M	R	W	Player	Teams	Venue	Year
12	9	3	1	J.Simmons	Lancashire v Suffolk	Bury St Edmunds	1985

Most Expensive Analysis (Individual)

O	M	R	W	Player	Teams	Venue	Year
9	0	108	3	S.D.Thomas	Glamorgan v Surrey	The Oval	2002

Most Dismissals in an Innings (Individual)

8 (8 ct)	D.J.Piper	Worcestershire v Herefordshire	Hertford	2001
7 (7 ct)	A.J.Stewart	Surrey v Glamorgan	Swansea	1994
6 (5 ct, 1 st)	R.W.Taylor	Derbyshire v Essex	Derby	1981
6 (4 ct, 2 st)	T.Davies	Glamorgan v Staffordshire	Stone	1986

Most Catches in an Innings (Individual)

Cts	Player	Teams	Venue	Year
4	A.S.Brown	Gloucestershire v Middlesex	Bristol	1963
4	G.Cook	Northamptonshire v Glamorgan	Northampton	1972
4	C.G.Greenidge	Hampshire v Cheshire	Southampton	1981
4	D.C.Jackson	Durham v Northamptonshire	Darlington	1984
4	T.S.Smith	Hertfordshire v Somerset	St Albans	1984
4	H.Morris	Glamorgan v Scotland	Edinburgh	1988
4	C.C.Lewis	Nottinghamshire v Worcs	Nottingham	1992
4	G.Yates	Lancashire v Essex	Old Trafford	2000
4	D.P.Fulton	Kent v Northamptonshire	Canterbury	2001

Hat-tricks (Individual) in chronological order

Player	Teams	Venue	Year
D.A.D.Sydenham	Surrey v Cheshire	Hoylake	1964
R.N.S.Hobbs	Essex v Middlesex	Lord's	1968
N.M.McVicker	Warwickshire v Lincolnshire	Birmingham	1971
G.S.le Roux	Sussex v Ireland	Hove	1985
M.Jean-Jacques	Derbyshire v Nottinghamshire	Derby	1987
J.F.M.O'Brien	Cheshire v Derbyshire	Chester	1988
R.A.Pick	Nottinghamshire v Scotland	Trent Bridge	1995
J.E.Emburey	Northamptonshire v Cheshire	Northampton	1996
A.R.Caddick	Somerset v Gloucestershire	Taunton	1996
D.Gough	Yorkshire v Ireland	Headingley	1997
P.J.Swanepole	Somerset v Yorkshire CB	Scarborough	2002
B.V.Taylor	Sussex v Leicestershire	Leicester	2002





Match Results Summary 1963-2003

Team	P	W	L	Trophy Winners	Losing Finalists	MOM Awards
1 Lancashire	120	86	34	7	3	76
2 Warwickshire	120	84	36	5	6	73
3 Middlesex	107	70	37	4	2	60
4 Sussex	104	67	37	4	4	60
5 Somerset	105	67	38	2	3	60
6 Surrey	106	66	40	1	3	55
7 Northants	102	63	39	2	5	54
8 Hampshire	102	62	40	1	-	61
9 Kent	96	57	39	2	3	54
10 Yorkshire	93	55	38	3	-	45
11 Gloucestershire	94	56	38	3	-	58
12 Worcestershire	95	56	39	1	3	51
13 Essex	91	52	39	2	1	52
14 Leicestershire	89	48	41	-	1	48
15 Glamorgan	88	47	41	-	1	43
16 Notts	85	45	40	1	1	45
17 Derbyshire	84	45	39	1	2	49
18 Durham	51	18	33	-	-	23
19 Kent CB	13	8	5	-	-	9
20 Bedfordshire	25	8	17	-	-	10
21 Buckinghamshire	30	8	22	-	-	10
22 Lincolnshire	24	7	17	-	-	6
23 Hertfordshire	29	6	23	-	-	11
24 Berkshire	28	6	22	-	-	7
25 Scotland	26	6	20	-	-	7
26 Staffordshire	31	6	25	-	-	7
27 Shropshire	23	5	18	-	-	9
28 Durham CB	10	5	5	-	-	4
29 Cheshire	27	5	22	-	-	7
30 Cumberland	22	5	17	-	-	5
31 Suffolk	26	5	21	-	-	6
32 Devon	29	5	24	-	-	14
33 Yorkshire CB	10	5	5	-	-	6
34 Wales CB	6	4	2	-	-	4
35 Cambridgeshire	27	4	23	-	-	12
36 Ireland	27	4	23	-	-	7
37 Cornwall	16	4	11	-	-	7
38 Herefordshire	11	4	7	-	-	5
39 Northumberland	16	4	15	-	-	6
40 Holland	11	3	8	-	-	5
41 Sussex CB	8	3	5	-	-	2
42 Wales (Minor Counties)	9	3	6	-	-	1
43 Norfolk	25	3	22	-	-	3
44 Surrey CB	8	3	5	-	-	3
45 Hampshire CB	8	3	5	-	-	4
46 Warwickshire CB	8	3	5	-	-	4
47 Worcestershire CB	8	3	5	-	-	3
48 Derbyshire CB	7	2	5	-	-	2
49 Huntingdonshire	7	2	5	-	-	2
50 Middlesex CB	7	2	5	-	-	2
51 Wiltshire	19	2	17	-	-	2
52 Gloucestershire CB	7	2	5	-	-	2
53 Oxfordshire	24	2	22	-	-	4
54 Essex CB	7	2	5	-	-	3
55 Lancashire CB	7	2	5	-	-	3
56 Leicestershire CB	7	2	5	-	-	3
57 Northamptonshire CB	6	1	5	-	-	2
58 Dorset	18	1	17	-	-	3
59 Denmark	4	0	4	-	-	-
60 Somerset CB	5	0	5	-	-	2
61 Nottinghamshire CB	5	0	5	-	-	-

Finals

- 1963 **Sussex** bt Worcestershire by 14 runs
- 1964 **Sussex** bt Warwickshire by eight wickets
- 1965 **Yorkshire** bt Surrey by 175 runs
- 1966 **Warwickshire** bt Worcestershire by five wickets
- 1967 **Kent** bt Somerset by 32 runs
- 1968 **Warwickshire** bt Sussex by four wickets
- 1969 **Yorkshire** bt Derbyshire by 69 runs
- 1970 **Lancashire** bt Sussex by six wickets
- 1971 **Lancashire** bt Kent by 24 runs
- 1972 **Lancashire** bt Warwickshire by four wickets
- 1973 **Gloucestershire** bt Sussex by 40 runs
- 1974 **Kent** bt Lancashire by four wickets
- 1975 **Lancashire** bt Middlesex by seven wickets
- 1976 **Northamptonshire** bt Lancashire by four wickets
- 1977 **Middlesex** bt Glamorgan by five wickets
- 1978 **Sussex** bt Somerset by five wickets
- 1979 **Somerset** bt Northamptonshire by 45 runs
- 1980 **Middlesex** bt Surrey by seven wickets
- 1981 **Derbyshire** bt Northamptonshire by losing fewer wickets
- 1982 **Surrey** bt Warwickshire by nine wickets
- 1983 **Somerset** bt Kent by 24 runs
- 1984 **Middlesex** bt Kent by four wickets
- 1985 **Essex** bt Nottinghamshire by one run
- 1986 **Sussex** bt Lancashire by seven wickets
- 1987 **Nottinghamshire** bt Northamptonshire by three wickets
- 1988 **Middlesex** bt Worcestershire by three wickets
- 1989 **Warwickshire** bt Middlesex by four wickets
- 1990 **Lancashire** bt Northamptonshire by seven wickets
- 1991 **Hampshire** bt Surrey by four wickets
- 1992 **Northamptonshire** bt Leicestershire by eight wickets
- 1993 **Warwickshire** bt Sussex by five wickets
- 1994 **Worcestershire** bt Warwickshire by eight wickets
- 1995 **Warwickshire** bt Northants by four wickets
- 1996 **Lancashire** bt Essex by 129 runs
- 1997 **Essex** bt Warwickshire by nine wickets
- 1998 **Lancashire** bt Derbyshire by nine wickets
- 1999 **Gloucestershire** bt Somerset by 50 runs
- 2000 **Gloucestershire** bt Warwickshire by 22 runs (D/L)
- 2001 **Somerset** bt Leicestershire by 41 runs
- 2002 **Yorkshire** bt Somerset by six wickets



Individual Teams Records 1963-2002

Derbyshire

Highest Total	365-3	v Cornwall	1986
Highest Total Batting Second	287-9	v Lancashire	1996
Lowest Total (completed Innings)	79	v Surrey	1967
Highest Score (Individual)	173*	M.J.Di Venuto v Derbyshire CB	2000
Best Bowling (Individual)	8-21	M.A.Holding v Sussex	1988
Most Runs in a career (Individual)	1426	K.J.Barnett	44 matches
Most Wickets in a career (Individual)	48	D.G.Cork	25 matches
Most Dismissals in a career (Individual)	66	R.W.Taylor	39 matches
Most catches in a career (Individual)	17	K.J.Barnett	44 matches

Glamorgan

Highest Total	429	v Surrey	2002
Highest Total Batting Second	429	v Surrey	2002
Lowest Total (completed Innings)	76	v Northamptonshire	1968
Highest Score (Individual)	162*	I.V.A.Richards v Oxfordshire	1993
Best Bowling (Individual)	5-13	R.J.Shastri v Scotland	1988
Most Runs in a career (Individual)	1805	M.P.Maynard	46 matches
Most Wickets in a career (Individual)	45	S.L.Watkin	36 matches
Most Dismissals in a career (Individual)	29	C.P.Metson	28 matches
Most catches in a career (Individual)	23	M.P.Maynard	46 matches

Kent

Highest Total	384-6	v Berkshire	1994
Highest Total Batting Second	339	v Somerset	2002
Lowest Total (completed Innings)	60	v Somerset	1979
Highest Score (Individual)	136*	C.L.Hooper v Berkshire	1994
Best Bowling (Individual)	8-31	D.L.Underwood v Scotland	1987
Most Runs in a career (Individual)	1247	B.W.Luckhurst	28 matches
Most Wickets in a career (Individual)	77	D.L.Underwood	57 matches
Most Dismissals in a career (Individual)	65	A.P.E.Knott	46 matches
Most catches in a career (Individual)	21	D.L.Underwood	57 matches

Durham

Highest Total	326-4	v Herefordshire	1995
Highest Total Batting Second	305-9	v Glamorgan	1991
Lowest Total (completed Innings)	82	v Worcestershire	1968
Highest Score (Individual)	132	M.A.Gough v Wales	2002
Best Bowling (Individual)	7-32	S.P.Davis v Ireland	1983
Most Runs in a career (Individual)	392	S.Greensword	20 matches
Most Wickets in a career (Individual)	20	P.J.Kippax	9 matches
Most Dismissals in a career (Individual)	17	A.R.Fothergill	10 matches
Most catches in a career (Individual)	7	S.R.Atkinson	12 matches

Gloucestershire

Highest Total	401-7	v Buckinghamshire	2003
Highest Total Batting Second	306-6	v Leicestershire	1983
Lowest Total (completed Innings)	82	v Nottinghamshire	1987
Highest Score (Individual)	177	A.J.Wright v Scotland	1997
Best Bowling (Individual)	6-21	C.A.Walsh v Kent	1990
Most Runs in a career (Individual)	1293	A.J.Wright	32 matches
Most Wickets in a career (Individual)	48	D.A.Graveney	38 matches
Most Dismissals in a career (Individual)	104	R.C.Russell	60 matches
Most catches in a career (Individual)	19	C.W.J.Athey	24 matches

Lancashire

Highest Total	381-3	v Hertfordshire	1999
Highest Total Batting Second	299-5	v Middlesex	1990
Lowest Total (completed Innings)	59	v Worcestershire	1963
Highest Score (Individual)	135*	A.Flinton v Surrey	2000
Best Bowling (Individual)	6-18	G.Chapple v Essex	1996
Most Runs in a career (Individual)	1920	C.H.Lloyd	42 matches
Most Wickets in a career (Individual)	79	J.Simmons	57 matches
Most Dismissals in a career (Individual)	64	W.K.Hegg	47 matches
Most catches in a career (Individual)	27	J.Simmons	57 matches

Essex

Highest Total	386-5	v Wiltshire	1988
Highest Total Batting Second	319-9	v Lancashire	1992
Lowest Total (completed Innings)	57	v Lancashire	1996
Highest Score (Individual)	144	G.A.Gooch v Hampshire	1990
Best Bowling (Individual)	5-8	J.K.Lever v Middlesex	1972
Most Runs in a career (Individual)	2547	G.A.Gooch	57 matches
Most Wickets in a career (Individual)	70	J.K.Lever	44 matches
Most Dismissals in a career (Individual)	32	D.E.East	21 matches
Most catches in a career (Individual)	26	G.A.Gooch	57 matches

Hampshire

Highest Total	371 for 4	v Glamorgan	1975
Highest Total Batting Second	326-9	v Leicestershire	1987
Lowest Total (completed Innings)	98	v Lancashire	1975
Highest Score (Individual)	177	C.G.Greenidge v Glamorgan	1975
Best Bowling (Individual)	7/30	P.J.Sainsbury v Norfolk	1965
Most Runs in a career (Individual)	2364	R.A.Smith	47 matches
Most Wickets in a career (Individual)	Player	Wickets	Matches
	80	C.A.Connor	38 matches
Most catches in a career (Individual)	Player	Catches	Matches
	22	R.A.Smith	47 matches
Most Dismissals in a career (Individual)	49	R.J.Parks	33 matches

Leicestershire

Highest Total	406-5	v Berkshire	1996
Highest Total Batting Second	295-6	v Derbyshire	1998
Lowest Total (completed Innings)	56	v Northamptonshire	1964
Highest Score (Individual)	201	V.J.Wells v Berkshire	1996
Best Bowling (Individual)	6-20	K.Higgs v Staffordshire	1975
Most Runs in a career (Individual)	1516	D.I.Gower	34 matches
Most Wickets in a career (Individual)	35	A.D.Mullally	20 matches
Most Dismissals in a career (Individual)	33	P.A.Nixon	22 matches
Most catches in a career (Individual)	12	B.F.Smith	22 matches





Individual Teams Records 1963-2002

Middlesex

Highest Total	304 for 7	v Surrey	1995
Highest Total Batting Second	291-5	v Surrey	1990
Lowest Total (completed Innings)	41	v Essex	1972
Highest Score (Individual)	158	G.D.Barlow v Lancashire	1984
Best Bowling (Individual)	6-15	W.W.Daniel v Sussex	1980
Most Runs in a career (Individual)	2148	M.W.Gatting	67 matches
Most Wickets in a career (Individual)	70	W.W.Daniel	34 matches
Most Dismissals in a career (Individual)	54	P.R.Downton	35 matches
Most catches in a career (Individual)	26	M.W.Gatting	67 matches

Somerset

Highest Total	413-4	v Devon	1990
Highest Total Batting Second	339-9	v Warwickshire	1995
Lowest Total (completed Innings)	58	v Middlesex	2000
Highest Score (Individual)	162*	C.J.Tavare v Devon	1990
Best Bowling (Individual)	7-15	R P Lefebvre v Devon	1990
Most Runs in a career (Individual)	1209	I.V.A.Richards	31 matches
Most Wickets in a career (Individual)	65	J.Garner	26 matches
Most Dismissals in a career (Individual)	44	R.J.Turner	28 matches
Most catches in a career (Individual)	16	I.V.A.Richards	31 matches

Warwickshire

Highest Total	392-5	v Oxfordshire	1984
Highest Total Batting Second	322-5	v Sussex	1993
Lowest Total (completed Innings)	98	v Leicestershire	1998
Highest Score (Individual)	206	A.I.Kallicharran v Oxfordshire	1984
Best Bowling (Individual)	6-32	K.Ibadulla v Hampshire	1965
Most Runs in a career (Individual)	1950	D.L.Amiss	57 matches
Most Wickets in a career (Individual)	87	A.A.Donald	35 matches
Most Dismissals in a career (Individual)	54	K.J.Piper	41 matches
Most catches in a career (Individual)	22	T.L.Penney	39 matches

Northamptonshire

Highest Total	360 for 2	v Staffordshire	1990
Highest Total Batting Second	290-5	v Essex	1993
Lowest Total (completed Innings)	62	v Leicestershire	1974
Highest Score (Individual)	145	R.J.Bailey v Staffordshire	1991
Best Bowling (Individual)	7/37	N.A.Mallender v Worcestershire	1984
Most Runs in a career (Individual)	1998	A.J.Lamb	53
Most Wickets in a career (Individual)	40	J.P.Taylor	29
Most Dismissals in a career (Individual)	48	D.Ripley	43
Most catches in a career (Individual)	24	G.Cook	42

Surrey

Highest Total	438-5	v Glamorgan	2002
Highest Total Batting Second	350	v Worcestershire	1994
Lowest Total (completed Innings)	74	v Kent	1967
Highest Score (Individual)	268	A.D.Brown v Glamorgan	2002
Best Bowling (Individual)	7-33	R.D.Jackman v Yorkshire	1970
Most Runs in a career (Individual)	1842	A.J.Stewart	50 matches
Most Wickets in a career (Individual)	62	R.D.Jackman	28 matches
Most Dismissals in a career (Individual)	53	A.J.Stewart	31 matches
Most catches in a career (Individual)	19	G.R.J.Roope	32 matches

Worcestershire

Highest Total	404-3	v Devon	1987
Highest Total Batting Second	284-3	v Somerset	1990
Lowest Total (completed Innings)	98	v Durham	1968
Highest Score (Individual)	180*	T.M.Moody v Surrey	1994
Best Bowling (Individual)	7-19	N.V.Radford v Bedfordshire	1991
Most Runs in a career (Individual)	2277	G.A.Hick	49 matches
Most Wickets in a career (Individual)	49	S.R.Lampitt	33 matches
Most Dismissals in a career (Individual)	74	S.J.Rhodes	53 matches
Most catches in a career (Individual)	25	G.A.Hick	49 matches

Nottinghamshire

Highest Total	344-6	v Northumberland	1994
Highest Total Batting Second	314-8	v Northamptonshire	1995
Lowest Total (completed Innings)	123	v Yorkshire	1969
Highest Score (Individual)	149*	D.W.Randall v Devon	1988
Best Bowling (Individual)	6-10	K.P.Evans v Northumberland	1994
Most Runs in a career (Individual)	1708	R.T.Robinson	45 matches
Most Wickets in a career (Individual)	50	R.A.Pick	29 matches
Most Dismissals in a career (Individual)	48	B.N.French	31 matches
Most catches in a career (Individual)	17	R.T.Robinson	45 matches

Sussex

Highest Total	384-9	v Ireland	1996
Highest Total Batting Second	329-5	v Derbyshire	1997
Lowest Total (completed Innings)	49	v Derbyshire	1969
Highest Score (Individual)	158	R.K.Rao v Derbyshire	1997
Best Bowling (Individual)	6-9	A.I.C.Dodemaide v Ireland	1990
Most Runs in a career (Individual)	1157	P.W.G.Parker	37 matches
Most Wickets in a career (Individual)	56	A.Buss	31 matches
Most Dismissals in a career (Individual)	39	P.Moore	28 matches
Most catches in a career (Individual)	14	M.A.Buss	29 matches

Yorkshire

Highest Total	345-5	v Nottinghamshire	1996
Highest Total Batting Second	290-7	v Worcestershire	1982
Lowest Total (completed Innings)	76	v Surrey	1970
Highest Score (Individual)	146	G.Boycott v Surrey	1965
Best Bowling (Individual)	7-27	D.Gough v Ireland	1997
Most Runs in a career (Individual)	1378	G.Boycott	40 matches
Most Wickets in a career (Individual)	56	D.Gough	27 matches
Most Dismissals in a career (Individual)	55	R.J.Blakey	44 matches
Most catches in a career (Individual)	23	D.Byas	34 matches

