

### Holders look towards Elliott once again

**Y**orkshire will again look to Matthew Elliott to lead the way as they begin their defence of the Cheltenham & Gloucester Trophy.

Elliott stood in for fellow Australian Darren Lehmann last season when he was away on international duty and his superb unbeaten 128 from 125 balls in a thrilling final secured the man-of-the-match award and guided the Tykes to a six-wicket victory against Somerset.

The left-hander has replaced Lehmann on a permanent basis this season, while Anthony McGrath has taken over as captain, and Yorkshire should prove too strong for Cambridgeshire in the third round.

The defeat at Lord's capped a miserable season for Somerset and they face a tricky test when they make the long trip north to face Scotland, who could earn a showdown with Surrey for the second successive season after they met in the third round last season.

Four-day champions Surrey should make light work of their clash with Staffordshire but the minnows will be hoping to produce an upset after none of the amateurs got beyond the third round last season.

Northamptonshire almost slipped up when they scraped to a one-wicket triumph against Suffolk but they are spared the prospect of any such humiliation this year as they feature in one of the two all first-class county meetings.

While they entertain Middlesex, Sussex will make the short trip along the south coast to face Hampshire where they will come up against one of their former players in Ed Giddins.

### Third Round Preview

07/05/2003



#### C&G Trophy Third Round Draw

C&G Trophy Third Round Draw	Page
Bedfordshire v Warwickshire	2
Durham CB v Glamorgan	3
Buckinghamshire v Gloucestershire	4
Cambridgeshire v Yorkshire	5
Essex CB v Essex	6
Kent CB v Derbyshire	7
Worcestershire CB v Worcestershire	8
Berkshire v Durham	9
Lincolnshire v Nottinghamshire	10
Cornwall v Kent	11
Staffordshire v Surrey	12
Scotland v Somerset	13
Devon v Lancashire	14
Northumberland v Leicestershire	15
Northamptonshire v Middlesex	16
Hampshire v Sussex	17

#### 2003 Competitors

- Bedfordshire
- Berkshire
- Buckinghamshire
- Cambridgeshire
- Cornwall
- Cumberland
- Cheshire
- Denmark
- Derbyshire
- Derbyshire CB
- Devon
- Dorset
- Durham
- Durham CB
- Essex
- Essex CB
- Glamorgan
- Gloucestershire
- Gloucestershire CB
- Hampshire
- Hampshire CB
- Herefordshire
- Hertfordshire
- Holland
- Huntingdonshire CB
- Ireland
- Kent
- Kent CB
- Lancashire
- Lancashire CB
- Leicestershire
- Leicestershire CB
- Lincolnshire
- Middlesex
- Middlesex CB
- Norfolk
- Northamptonshire
- Northamptonshire CB
- Northumberland
- Nottinghamshire
- Nottinghamshire CB
- Oxfordshire
- Scotland
- Shropshire
- Somerset
- Somerset CB
- Staffordshire
- Suffolk
- Surrey
- Surrey CB
- Sussex
- Sussex CB
- Wales Minor Counties
- Warwickshire
- Warwickshire CB
- Wiltshire
- Worcestershire
- Worcestershire CB
- Yorkshire
- Yorkshire CB

#### Other Features In The C&G Trophy Newswire

Trophy Results 2003, D/L Method & Playing Conditions	18
Cheltenham & Gloucester Trophy Record Book	19
Match Results Summary 1963 - 2003	20
Hampshire, Middlesex, Northamptonshire & Sussex C&G Records	21

#### 2003 C&G Trophy Dates

<b>Third round</b>
Wed May 7 (Res - May 8)
<b>Fourth round</b>
Wed May 28 (Res - May 29)
<b>Quarter-finals</b>
Tue/Wed June 10/11 (Res - June 11/12)
<b>First Semi-final</b>
Thur 7 Aug (Res - Aug 8)
<b>Second Semi-final</b>
Sat 9 Aug (Res - Aug 10)
<b>Final (Lord's)</b>
Sat 30 Aug (Res - Aug 31)
Res = Reserve Day

#### Contacts

For cricket/media enquiries contact –
<b>C&amp;G press office</b>
Tel 01452 373670.
Fax 01452 373674.
E-mail <a href="mailto:cgpressoffice@cgpressoffice.demon.co.uk">cgpressoffice@cgpressoffice.demon.co.uk</a>
<b>Phil Ascough</b>
Tel 01430 455673.
Fax 0870 124 0815.
E-mail <a href="mailto:phil.ascough@pa.press.net">phil.ascough@pa.press.net</a>

#### PA Weather Centre

For a detailed weather forecast check out [www.paweathercentre.com](http://www.paweathercentre.com) or teletext page 151



## Third Round Preview Bedfordshire v Warwickshire

### Match Details

**Venue:** Luton; 01582 727 855  
**Contact:** Philip August, 35 Amberley Gardens, Bedford, MK440 3BT  
**Umpires:** G I Burgess & V A Holder

**PREVIEW: BEDFORDSHIRE'S** form in progressing to this stage of the competition has surely not escaped the attention of Warwickshire coach John Inverarity.

Fresh from beating Hertfordshire by eight wickets in the first round, the minor counties side romped to victory over Holland with 10 wickets and 34 overs to spare.

Robert Pack's performances with the ball caught the eye most, the slow left-arm returning figures of three for 20 and three for one in the opening two rounds.

### Bedfordshire Statistics

How they did in 2002 – R2 lost to Devon by 3 wickets

#### Leading 2003 C&G batting av

Name	M	I	NO	Runs	HS	Avg
N.A.Stanley	2	2	1	64	56*	64.00
D.J.Roberts	2	2	1	43	31*	43.00
D.R.Clarke	2	1	1	73	73*	-
S.Young	2	1	1	50	50*	-
A.R.Roberts	2	0	0	0	0	-
M.W.Patterson	2	0	0	0	0	-
J.A.Knott	2	0	0	0	0	-
R.J.Pack	2	0	0	0	0	-

#### Leading 2003 C&G bowling av

Name	O	M	R	Wkts	Avg	Best
R.J.Pack	13.4	4	21	6	3.50	3-1
S.Rashid	10	1	30	4	7.50	4-30
J.A.Green	11	1	47	4	11.75	2-18
S.Young	15.4	4	34	2	17.00	1-12
M.W.Patterson	14	1	57	3	19.00	3-39
N.A.Stanley	8	0	29	1	29.00	1-29
A.R.Roberts	8	1	31	0	-	-

#### Leading 2002 C&G batting av

Name	M	I	NO	Runs	HS	Avg
D.R.Clarke	2	2	1	182	176*	182.00
A.R.Roberts	2	2	0	163	113	81.50
N.A.Stanley	2	2	0	83	69	41.50
S.Young	1	1	0	28	28	28.00
J.G.Hughes	2	1	0	19	19	19.00
J.A.Knott	1	1	0	19	19	19.00
D.J.M.Mercer	2	1	0	11	11	11.00
O.J.Clayson	2	2	1	7	6	7.00
A.J.Trott	1	1	1	41	41*	-

#### Leading 2002 C&G bowling av

Name	O	M	R	Wkts	Avg	Best
A.R.Roberts	18	1	66	9	7.33	5-40
N.A.Stanley	20	1	89	4	22.25	3-48
W.E.Sneath	7.3	0	39	1	39.00	1-1
S.Rashid	16.2	2	97	2	48.50	1-38
A.J.Trott	8	0	59	1	59.00	1-59
S.Young	5	1	15	0	-	-

#### C&G Trophy County Records

<b>Highest Total</b>	367-3	v Derbyshire CB	2001
<b>Highest Total Batting Second</b>	225	v Glamorgan	2001
<b>Lowest Total (completed Innings)</b>	66	v Worcestershire	1991
<b>Highest Score (Individual)</b>	176*	D.R.Clarke v Derbyshire CB	2001
<b>Best Bowling (Individual)</b>	5-28	A.R.Roberts v Huntingdonshire	1999
<b>Most Runs in a career (Individual)</b>	508	D.R.Clarke	16 matches
<b>Most Wickets in a career (Individual)</b>	13	A.R.Roberts	11 matches
<b>Most Dismissals in a career (Individual)</b>	11	J.A.Knott	6 matches
<b>Most catches in a career (Individual)</b>	5	W.Larkins	6 matches

### Warwickshire Statistics

How they did in 2002 – R4 lost to Kent by 128 runs

#### Leading 2002 C&G batting av

Name	M	I	NO	Runs	HS	Avg
N.V.Knight	2	2	0	79	54	39.50
I.R.Bell	2	2	0	75	50	37.50
N.M.K.Smith	2	2	1	37	28*	37.00
J.O.Troughton	1	1	0	32	32	32.00
S.M.Pollock	2	2	0	56	47	28.00
M.A.Sheikh	2	2	0	27	14	13.50
M.J.Powell	2	2	0	22	16	11.00
T.Frost	1	1	0	9	9	9.00
N.M.Carter	1	1	0	6	6	6.00
D.R.Brown	2	2	0	8	4	4.00
D.P.Ostler	2	2	0	8	8	4.00

#### Leading 2002 C&G bowling av

Name	O	M	R	Wkts	Avg	Best
A.Richardson	10	1	35	5	7.00	5-35
M.J.Powell	7	0	40	5	8.00	5-40
N.M.K.Smith	18	3	80	3	26.66	2-25
D.R.Brown	17.4	1	107	3	35.66	2-31
N.M.Carter	7	0	45	1	45.00	1-45
S.M.Pollock	16	4	49	1	49.00	1-40
M.A.Sheikh	20	1	94	1	94.00	1-32

#### Leading career C&G batting av

Name	M	I	NO	Runs	HS	Avg
J.O.Troughton	5	5	1	254	115*	63.50
N.V.Knight	27	27	2	1054	151	42.16
H.R.Jones	2	2	0	82	72	41.00
A.F.Giles	20	14	4	373	107	37.30
T.L.Penney	39	36	10	837	90	32.19
D.P.Ostler	42	41	4	1134	104	30.64
I.R.Bell	3	3	0	85	50	28.33
N.M.Carter	4	2	0	46	40	23.00
M.A.Wagh	3	3	0	68	46	22.66
D.R.Brown	24	23	3	437	70	21.85
N.M.K.Smith	45	40	9	671	72	21.64

#### Leading career C&G bowling av

Name	Balls	Run	Wkt	Avg	Best5wi
M.J.Powell	42	40	5	8.00	5-40
J.O.Troughton	130	83	7	11.85	4-23
G.G.Wagg	90	52	3	17.33	3-35
N.M.Carter	201	142	8	17.75	4-21
A.F.Giles	1067	703	31	22.67	5-21
N.M.K.Smith	1882	1201	50	24.02	5-17
A.Richardson	228	151	6	25.16	5-35
M.M.Betts	552	427	15	28.46	4-34

#### Leading career One Day batting av

Name	M	I	NO	Runs	HS	Avg
J.O.Troughton	20	20	4	614	115*	38.37
I.R.Bell	26	25	3	828	86	37.63
N.V.Knight	315	299	33	9531	151	35.83
D.P.Ostler	255	242	33	6973	134*	33.36
T.L.Penney	240	210	60	4169	90	27.79
M.J.Powell	72	63	9	1377	101*	25.50
D.R.Brown	211	176	26	3350	82*	22.33
H.R.Jones	4	4	0	88	72	22.00
M.A.Wagh	39	37	2	767	84	21.91
N.M.K.Smith	317	266	38	4894	125	21.46
A.F.Giles	156	102	25	1496	107	19.42

#### Leading career One Day bowling av


Name	Balls	R	Wkts	Avg	Best
G.G.Wagg	222	158	9	17.55	4-50
S.E.Bond	1394	993	49	20.26	6-23
N.M.Carter	1033	825	37	22.29	5-31
A.F.Giles	6449	4712	200	23.56	5-21
M.A.Sheikh	3202	2043	78	26.19	4-17
D.R.Brown	8449	6240	237	26.32	5-31
M.J.Powell	705	613	23	26.65	5-40
N.M.K.Smith	10804	8043	294	27.35	6-33

#### C&G Trophy County Records

<b>Highest Total</b>	392-5	v Oxfordshire	1984
<b>Highest Total Batting Second</b>	322-5	v Sussex	1993
<b>Lowest Total (completed Innings)</b>	98	v Leicestershire	1998

<b>Highest Score (Individual)</b>	206	A.I.Kallicharran v Oxfordshire	1984
<b>Best Bowling (Individual)</b>	6-32	K.Ibadulla v Hampshire	1965
<b>Most Runs in a career (Individual)</b>	1950	D.L.Amiss	57 matches

<b>Most Wickets in a career (Individual)</b>	87	A.A.Donald	35 matches
<b>Most Dismissals in a career (Individual)</b>	54	K.J.Piper	39 matches
<b>Most catches in a career (Individual)</b>	22	T.L.Penney	39 matches



## Third Round Preview Durham CB v Glamorgan

### Match Details

**Venue:** Darlington; 01325 25 00 44  
**Contact:** Durham CCC, Riverside, Chester-le-Street, County Durham, DH3 3QR  
**Umpires:** B Leadbeater & R T Robinson

**PREVIEW:** GLAMORGAN'S last outing in this competition produced one of the greatest one-day matches of all time, when they were bowled out nine runs short of Surrey's staggering 438 at the fourth-round stage last season.

It is a safe bet to assume fewer runs will be scored when they face Durham CB, although Gary Scott will doubtless be trying to prove otherwise.

His blistering 65-ball century was integral to the board's success in the previous round against a Herefordshire side who topped the minor counties Western Division last season.

### Durham CB Statistics

How they did in 2002 – R2 lost to Buckinghamshire by 21 runs

#### Leading 2003 C&G batting av

Name	M	I	NO	Runs	HS	Avg
G.M.Scott	1	1	0	100	100	100.00
A.Worthy	1	1	0	53	53	53.00
Q.J.Hughes	1	1	0	51	51	51.00
S.J.Birtwistle	1	1	0	32	32	32.00
G.D.Bridge	1	1	0	19	19	19.00
NadeemKhan	1	1	0	5	5	5.00
J.Allenby	1	1	0	4	4	4.00
S.Humble	1	1	0	0	0	0.00
A.C.Day	1	0	0	0	0	-

#### Leading 2003 C&G bowling av

Name	O	M	R	Wkts	Avg	Best
S.Humble	7	0	33	3	11.00	3-33
A.C.Day	9	1	36	2	18.00	2-36
G.D.Bridge	8.2	0	36	2	18.00	2-36
L.E.Plunkett	4	0	24	1	24.00	1-24
NadeemKhan	10	0	35	1	35.00	1-35
G.M.Scott	9	0	53	1	53.00	1-53

#### Leading 2002 C&G batting av

Name	M	I	NO	Runs	HS	Avg
G.J.Pratt	1	1	0	32	32	32.00
Q.J.Hughes	1	1	0	31	31	31.00
G.M.Scott	1	1	0	20	20	20.00
G.J.Muchall	1	1	0	19	19	19.00
I.D.Hunter	1	1	0	13	13	13.00
C.Mann	1	1	0	7	7	7.00
R.P.Waite	1	1	0	6	6	6.00
I.Pattison	1	1	0	1	1	1.00
P.Mustard	1	1	0	1	1	1.00

#### Leading 2002 C&G bowling av

Name	O	M	R	Wkts	Avg	Best
M.J.North	10	0	26	4	6.50	4-26
R.P.Waite	4.3	0	25	2	12.50	2-25
G.M.Scott	10	1	32	2	16.00	2-32
I.D.Hunter	9	1	29	1	29.00	1-29
I.Pattison	9	1	32	1	32.00	1-32
G.J.Muchall	2	0	11	0	-	-

### C&G Trophy County Records

<b>Highest Total</b>	274-8	v Herefordshire	2002
<b>Highest Total Batting Second</b>	257-6	v Staffordshire	1999
<b>Lowest Total (completed Innings)</b>	109	v Gloucestershire	1999
<b>Highest Score (Individual)</b>	100	G.M.Scott v Herefordshire	2002
<b>Best Bowling (Individual)</b>	4-26	M.J.North v Buckinghamshire	2001
<b>Most Runs in a career (Individual)</b>	163	S.D.Birbeck	6 matches
<b>Most Wickets in a career (Individual)</b>	10	G.Smith	7 matches
<b>Most Dismissals in a career (Individual)</b>	10	P.Mustard	5 matches
<b>Most catches in a career (Individual)</b>	2	G.J.Muchall	1 match

### Glamorgan Statistics

How they did in 2002 – R4 lost to Surrey by 9 runs

#### Leading 2002 C&G batting av

Name	M	I	NO	Runs	HS	Avg
A.Dale	2	2	1	92	49	92.00
R.D.B.Croft	2	2	0	142	119	71.00
D.L.Hemp	2	2	0	111	102	55.50
S.P.James	1	1	0	47	47	47.00
M.S.Kasprowicz	2	1	0	25	25	25.00
I.J.Thomas	1	1	0	23	23	23.00
M.P.Maynard	1	1	0	21	21	21.00
K.Newell	1	1	0	12	12	12.00
M.J.Powell	2	2	1	5	5*	5.00
M.A.Wallace	2	1	0	5	5	5.00
S.D.Thomas	2	1	1	71	71*	-

#### Leading 2002 C&G bowling av

Name	O	M	R	Wkts	Avg	Best
M.S.Kasprowicz	18.5	2	81	4	20.25	3-28
A.P.Davies	17	3	107	5	21.40	5-19
S.D.Thomas	16	0	132	4	33.00	3-108
R.D.B.Croft	18	0	102	1	102.00	1-62
A.G.Wharf	10	0	27	0	-	-
D.A.Cosker	7	0	51	0	-	-
A.Dale	10	0	76	0	-	-

#### Leading career C&G batting av

Name	M	I	NO	Runs	HS	Avg
S.P.James	30	29	3	1144	123	44.00
M.P.Maynard	45	43	4	1690	151*	43.33
D.L.Hemp	23	22	2	864	112	43.20
A.Dale	36	33	4	897	110	30.93
R.D.B.Croft	34	28	6	568	119	25.81
A.D.Shaw	9	8	2	151	47	25.16
S.D.Thomas	16	13	3	238	71*	23.80
M.S.Kasprowicz	4	3	0	53	25	17.66
I.J.Thomas	2	2	0	34	23	17.00
M.J.Powell	9	9	2	116	52	16.57
A.G.Wharf	6	4	1	42	24*	14.00

#### Leading career C&G bowling av

Name	Balls	Run	Wkt	Avg	Best5wi
M.S.Kasprowicz	245	168	10	16.80	5-60 1
A.P.Davies	102	107	5	21.40	5-19 1
A.G.Wharf	336	172	7	24.57	3-18 -
S.D.Thomas	909	770	29	26.55	5-74 1
R.D.B.Croft	2032	1269	40	31.72	4-47 -
A.Dale	1400	1022	29	35.24	3-15 -
O.T.Parkin	520	361	10	36.10	3-23 -
D.A.Cosker	410	291	8	36.37	3-26 -

#### Leading career One Day batting av

Name	M	I	NO	Runs	HS	Avg
M.P.Maynard	363	349	36	11169	151*	35.68
S.P.James	230	223	28	6859	135	35.17
A.Dale	278	246	33	6136	110	28.80
I.J.Thomas	24	23	1	623	72	28.31
M.J.Powell	104	96	14	2091	86	25.50
D.L.Hemp	173	154	14	3469	121	24.77
R.D.B.Croft	297	245	55	4364	119	22.96
D.S.Harrison	8	7	4	66	37*	22.00
S.P.Jones	5	3	2	17	12*	17.00
S.D.Thomas	126	96	23	1174	71*	16.08
M.A.Wallace	27	20	4	250	39	15.62

#### Leading career One Day bowling av

Name	Balls	R	Wkts	Avg	Best
D.L.Hemp	171	161	8	20.12	4-32
A.P.Davies	1910	1526	63	24.22	5-19
O.T.Parkin	4123	3217	123	26.15	5-28
S.D.Thomas	4937	4212	161	26.16	7-16
M.S.Kasprowicz	3103	2365	83	28.49	5-60
A.Dale	9120	7321	235	31.15	6-22
D.S.Harrison	306	281	9	31.22	5-26
R.D.B.Croft	13857	9716	307	31.64	6-20

### C&G Trophy County Records

<b>Highest Total</b>	429	v Surrey	2002
<b>Highest Total Batting Second</b>	429	v Surrey	2002
<b>Lowest Total (completed Innings)</b>	76	v Northamptonshire	1968

<b>Highest Score (Individual)</b>	162*	I.V.A.Richards v Oxfordshire	1993
<b>Best Bowling (Individual)</b>	5-13	R.J.Shastri v Scotland	1988
<b>Most Runs in a career (Individual)</b>	1690	M.P.Maynard	45 matches

<b>Most Wickets in a career (Individual)</b>	45	S.L.Watkin	36 matches
<b>Most Dismissals in a career (Individual)</b>	29	C.P.Metson	28 matches
<b>Most catches in a career (Individual)</b>	20	M.P.Maynard	43 matches





## Third Round Preview Buckinghamshire v Gloucestershire

### Match Details

**Venue:** Ascott Park (Wing); 01296 688 942  
**Contact:** Kevin Beaumont, 49 Amersham Road, Little Chalfont, Bucks, HP6 6SW  
**Umpires:** R Palmer & B J Bailey

**PREVIEW: SUGGESTIONS** that Buckinghamshire were a one-dimensional team after they racked up 424 against Suffolk were dismissed courtesy of an equally impressive bowling performance in the second round.

They successfully defended a total of 160, Jeremy Batty's spell of two for 16 from 10 overs crucial in restricting Shropshire to 149. Leg-spinner Andrew Clarke also shone with the ball, claiming four for 28 to go alongside his destructive five-wicket haul in the first round.

### Buckinghamshire Statistics

How they did in 2002 – R3 lost to Sussex by 125 runs

#### Leading 2003 C&G batting av

Name	M	I	NO	Runs	HS	Avg
D.K.Taylor	2	2	0	154	140	77.00
P.D.Atkins	2	2	0	148	110	74.00
J.D.Batty	2	2	1	72	36*	72.00
P.R.Sawyer	2	2	0	76	50	38.00
Z.A.Sher	2	2	1	34	29*	34.00
J.A.H.Marshall	2	2	0	46	24	23.00
R.P.Lane	1	1	0	11	11	11.00
A.R.Clarke	2	1	0	5	5	5.00
K.J.Locke	2	1	0	1	1	1.00

#### Leading 2003 C&G bowling av

Name	O	M	R	Wkts	Avg	Best
A.R.Clarke	19	3	64	9	7.11	5-36
A.Saleem	9.5	1	24	3	8.00	3-24
J.D.Batty	15	2	34	2	17.00	2-16
S.F.Stanway	20	3	76	3	25.33	2-51
Z.A.Sher	19	1	100	3	33.33	3-50
R.P.Lane	6	0	30	0	-	-

#### Leading 2002 C&G batting av

Name	M	I	NO	Runs	HS	Avg
Z.A.Sher	3	3	2	105	55*	105.00
P.D.Atkins	3	3	0	80	50	26.66
P.R.Sawyer	2	2	0	49	43	24.50
J.G.E.Benning	2	2	0	43	23	21.50
M.Bowyer	3	3	0	64	35	21.33
D.R.Drepaul	3	2	0	39	35	19.50
J.D.Batty	3	3	0	41	25	13.66
A.W.Thomas	2	2	1	12	9	12.00
G.D.T.Paskins	3	3	0	35	25	11.66

#### Leading 2002 C&G bowling av

Name	O	M	R	Wkts	Avg	Best
P.R.Sawyer	1	0	3	1	3.00	1-3
A.Saleem	8	1	25	2	12.50	2-25
Z.A.Sher	27.1	1	112	8	14.00	3-23
A.W.Thomas	19	2	85	4	21.25	3-47
J.G.E.Benning	3	0	26	1	26.00	1-26
S.F.Stanway	28	5	88	3	29.33	2-34

#### C&G Trophy County Records

<b>Highest Total</b>	424-5	v Suffolk	2002
<b>Highest Total Batting Second</b>	238-7	v Essex	1997
<b>Lowest Total (completed Innings)</b>	104	v Middlesex	1969
<b>Highest Score (Individual)</b>	140	D.K.Taylor v Suffolk	2002
<b>Best Bowling (Individual)</b>	5-17	R.E.Bond v Cambridgeshire	1972
<b>Most Runs in a career (Individual)</b>	254	J.B.Turner	8 matches
<b>Most Wickets in a career (Individual)</b>	15	A.R.Clarke	8 matches
<b>Most Dismissals in a career (Individual)</b>	7	B.W.Poll	8 matches
<b>Most catches in a career (Individual)</b>	9	P.D.Atkins	8 matches

### Gloucestershire Statistics

How they did in 2002 – QF lost to Kent by 5 wickets

#### Leading 2002 C&G batting av

Name	M	I	NO	Runs	HS	Avg
K.J.Barnett	3	3	1	171	108	85.50
R.C.Russell	3	1	0	66	66	66.00
C.M.Spearman	3	3	1	114	104*	57.00
C.G.Taylor	2	2	1	40	29*	40.00
M.W.Alleyne	3	1	0	28	28	28.00
I.J.Harvey	2	2	0	27	27	13.50
A.P.R.Gidman	1	1	0	11	11	11.00
M.A.Hardinges	3	2	0	13	12	6.50
M.G.N.Windows	2	1	1	13	13*	-
J.M.M.Averis	3	1	1	3	3*	-
M.C.J.Ball	3	1	1	1	1*	-

#### Leading 2002 C&G bowling av

Name	O	M	R	Wkts	Avg	Best
M.A.Hardinges	12	3	38	5	7.60	4-19
M.W.Alleyne	23	3	89	7	12.71	4-27
K.J.Barnett	5	0	23	1	23.00	1-23
A.M.Smith	17	4	49	2	24.50	1-9
M.C.J.Ball	22.2	0	85	3	28.33	-
J.M.M.Averis	18	2	85	3	28.33	2-29
I.J.Harvey	16.3	0	87	3	29.00	-
J.Lewis	8.2	1	39	0	-	-

#### Leading career C&G batting av

Name	M	I	NO	Runs	HS	Avg
C.M.Spearman	3	3	1	114	104*	57.00
A.N.Bressington	3	2	0	98	54	49.00
T.H.C.Hancock	18	17	0	659	110	38.76
R.J.Sillence	4	3	0	89	82	29.66
M.G.N.Windows	19	17	4	384	82	29.53
J.M.M.Averis	11	5	4	29	12*	29.00
R.C.Russell	56	42	11	888	84	28.64
C.G.Taylor	11	10	3	154	41	22.00
M.W.Alleyne	43	34	5	634	73	21.86
I.J.Harvey	14	13	0	217	47	16.69
A.P.R.Gidman	4	4	0	61	23	15.25

#### Leading career One Day batting av

Name	M	I	NO	Runs	HS	Avg
J.N.Rhodes	250	224	52	6114	121	35.54
M.W.Alleyne	377	335	66	7405	134*	27.52
M.G.N.Windows	159	148	18	3262	117	25.09
I.J.Harvey	130	114	14	2500	92	25.00
C.M.Spearman	76	74	1	1806	107	24.73
R.C.Russell	451	347	87	6361	119*	24.46
A.N.Bressington	8	6	0	141	54	23.50
T.H.C.Hancock	192	176	6	3743	110	22.01
W.P.C.Weston	130	115	11	2197	134	21.12
R.J.Sillence	6	5	0	101	82	20.20
A.P.R.Gidman	19	15	1	251	48	17.92

#### Leading career C&G bowling av

Name	Balls	Run	Wkt	Avg	Best5wi
M.A.Hardinges	90	49	6	8.16	4-19 -
T.H.C.Hancock	233	178	13	13.69	6-58 1
I.J.Harvey	726	458	28	16.35	4-29 -
A.N.Bressington	150	86	5	17.20	3-21 -
R.J.Sillence	96	75	4	18.75	3-47 -
A.M.Smith	1603	849	40	21.22	4-46 -
J.M.M.Averis	518	395	18	21.94	4-36 -
M.W.Alleyne	1791	1131	48	23.56	5-30 1

#### Leading career One Day bowling av


Name	Balls	R	Wkts	Avg	Best
R.J.Sillence	142	110	8	13.75	4-35
I.J.Harvey	6153	4260	231	18.44	5-19
J.M.M.Averis	4157	3246	138	23.52	5-20
I.D.Fisher	1216	848	34	24.94	3-20
T.H.C.Hancock	1302	1138	45	25.28	6-58
A.M.Smith	10568	6971	267	26.10	6-39
M.W.Alleyne	13674	10432	350	29.80	5-27
J.Lewis	4512	3412	113	30.19	4-22

#### C&G Trophy County Records

<b>Highest Total</b>	351-2	v Scotland	1997
<b>Highest Total Batting Second</b>	306-6	v Leicestershire	1983
<b>Lowest Total (completed Innings)</b>	82	v Nottinghamshire	1987

<b>Highest Score (Individual)</b>	177	A.J.Wright v Scotland	1997
<b>Best Bowling (Individual)</b>	6-21	C.A.Walsh v Kent	1990
<b>Most Runs in a career (Individual)</b>	1293	A.J.Wright	32 matches

<b>Most Wickets in a career (Individual)</b>	48	D.A.Graveney	38 matches
<b>Most Dismissals in a career (Individual)</b>	94	R.C.Russell	56 matches
<b>Most catches in a career (Individual)</b>	19	C.W.J.Athey	24 matches



## Third Round Preview **Cambridgeshire v Yorkshire**

### Match Details

**Venue:** March; 01354 652 029  
**Contact:** Peter Gooden, The Redlands, Oakington Road, Cottenham, Cambridge, CB4 8TW  
**Umpires:** J W Lloyds & S A Garratt

**PREVIEW:** LESS than two weeks after Yorkshire triumphed in the Cheltenham & Gloucester Trophy final at Lord's, Cambridgeshire got their 2003 campaign under way with victory over Middlesex CB.

Their win owed much to the bowling of Tim Smith and former England spinner Peter Such, both of whom picked up three wickets, and ex-Yorkshire batsman Simon Kellett.

Though well into the autumn of his career, Kellett remains a potent force on the minor counties circuit, and his innings of 79 was key to Cambridgeshire's successful pursuit of 195.

### Cambridgeshire Statistics

How they did in 2002 – R2 lost to Warwickshire CB by 75 runs

#### Leading 2003 C&G batting av

Name	M	I	NO	Runs	HS	Avg
S.A.Kellett	1	1	0	79	79	79.00
I.N.Flanagan	1	1	0	45	45	45.00
G.W.Ecclestone	1	1	0	9	9	9.00
NasimKhan	1	1	1	47	47*	-
G.Freear	1	1	1	8	8*	-
P.M.Such	1	0	0	0	0	-
N.T.Gadsby	1	0	0	0	0	-
T.S.Smith	1	0	0	0	0	-
AjazAkhtar	1	0	0	0	0	-

#### Leading 2003 C&G bowling av

Name	O	M	R	Wkts	Avg	Best
T.S.Smith	10	1	35	3	11.66	3-35
P.M.Such	10	1	37	3	12.33	3-37
M.J.G.Mason	8	1	34	2	17.00	2-34
AjazAkhtar	8	1	31	1	31.00	1-31
I.N.Flanagan	8	0	49	0	-	-

#### Leading 2002 C&G batting av

Name	M	I	NO	Runs	HS	Avg
R.J.Rollins	1	1	0	50	50	50.00
C.Jones	1	1	0	26	26	26.00
R.D.Powell	1	1	0	16	16	16.00
Ajaz Akhtar	1	1	0	10	10	10.00
N.T.Gadsby	1	1	0	8	8	8.00
S.A.Kellett	1	1	0	7	7	7.00
D.G.Wilson	1	1	0	4	4	4.00
T.B.Huggins	1	1	0	2	2	2.00
T.C.Walton	1	1	1	4	4*	-

#### Leading 2002 C&G bowling av

Name	O	M	R	Wkts	Avg	Best
Ajaz Akhtar	10	2	29	4	7.25	4-29
M.J.G.Mason	9.1	1	34	2	17.00	2-34
N.T.Gadsby	7	0	40	2	20.00	2-40
D.G.Wilson	10	0	48	1	48.00	1-48
S.A.Kellett	3	0	25	0	-	-
T.S.Smith	10	1	46	0	-	-

#### C&G Trophy County Records

<b>Highest Total</b>	221	v Somerset	2001
<b>Highest Total Batting Second</b>	221	v Somerset	2001
<b>Lowest Total (completed Innings)</b>	41	v Buckinghamshire	1972
<b>Highest Score (Individual)</b>	110	M.A.Garnham v Warwickshire	1988
<b>Best Bowling (Individual)</b>	4-28	Ajaz Akhtar v Kent	1991
<b>Most Runs in a career (Individual)</b>	286	S.A.Kellett	10 matches
<b>Most Wickets in a career (Individual)</b>	20	Ajaz Akhtar	14 matches
<b>Most Dismissals in a career (Individual)</b>	7	C.D.Durant	7 matches
<b>Most catches in a career (Individual)</b>	5	D.H.R.Fairey	6 matches

### Yorkshire Statistics

How they did in 2002 – Winners beat Somerset by 6 wickets

#### Leading 2002 C&G batting av

Name	M	I	NO	Runs	HS	Avg
A.McGrath	5	3	2	142	72*	142.00
D.S.Lehmann	3	2	1	72	54*	72.00
M.P.Vaughan	4	3	1	136	63*	68.00
C.White	5	5	1	237	100*	59.25
M.J.Wood	5	5	1	208	91	52.00
C.E.W.Silverwood	5	4	0	117	61	29.25
M.J.Lumb	2	1	0	23	23	23.00
M.T.G.Elliott	1	1	1	128	128*	-
G.M.Fellows	5	2	2	86	68*	-
S.M.Katich	1	1	1	40	40*	-

#### Leading 2002 C&G bowling av

Name	O	M	R	Wkts	Avg	Best
D.S.Lehmann	20	0	72	7	10.28	4-26
M.J.Hoggard	37.2	2	168	10	16.80	5-65
C.White	33	1	126	7	18.00	4-35
T.T.Bresnan	7	1	18	1	18.00	1-18
D.Gough	10	0	52	2	26.00	2-52
R.J.Sidebottom	34	1	149	5	29.80	2-49
R.K.J.Dawson	33.4	0	180	4	45.00	4-34
C.E.W.Silverwood	39	6	143	3	47.66	2-35

#### Leading career C&G batting av

Name	M	I	NO	Runs	HS	Avg
M.T.G.Elliott	4	4	1	309	156	103.00
C.White	31	28	7	1043	113	49.66
A.McGrath	20	17	3	644	84	46.00
G.M.Fellows	12	8	3	230	80*	46.00
M.J.Wood	10	10	2	305	91	38.12
M.P.Vaughan	23	22	2	619	85	30.95
P.J.Swanepoel	4	4	2	59	28*	29.50
R.M.Pyrah	4	4	0	106	27	26.50
G.M.Hamilton	11	9	3	148	39	24.66
R.J.Blakey	43	30	11	461	75	24.26
C.E.W.Silverwood	21	9	3	142	61	23.66

#### Leading career C&G bowling av

Name	Balls	Run	Wkt	Avg	Best5wi
R.M.Pyrah	102	98	7	14.00	5-50 1
P.J.Swanepoel	216	139	8	17.37	3-9 -
M.J.Hoggard	254	174	10	17.40	5-65 1
D.Gough	1703	991	56	17.69	7-27 2
G.M.Hamilton	504	340	19	17.89	3-27 -
R.J.Sidebottom	624	419	20	20.95	4-39 -
C.White	1368	880	32	27.50	4-35 -
C.E.W.Silverwood	1091	672	20	33.60	3-24 -

#### Leading career One Day batting av

Name	M	I	NO	Runs	HS	Avg
M.T.G.Elliott	27	27	5	1065	156	48.40
R.J.Blakey	351	300	80	7098	130*	32.26
A.McGrath	149	136	19	3745	109*	32.00
P.J.Swanepoel	4	4	2	59	28*	29.50
M.P.Vaughan	183	177	12	4269	125*	25.87
C.White	272	240	34	5305	148	25.75
M.J.Wood	75	64	7	1433	115*	25.14
G.M.Hamilton	108	77	21	1390	91*	24.82
M.J.Lumb	34	30	3	603	73	22.33
G.M.Fellows	92	76	14	1333	80*	21.50
V.J.Craven	16	16	0	275	59	17.18

#### Leading career One Day bowling av

Name	Balls	R	Wkts	Avg	Best
P.J.Swanepoel	216	139	8	17.37	3-9
M.J.Hoggard	3348	2463	110	22.39	5-28
C.E.W.Silverwood	6682	4675	200	23.37	5-28
D.Gough	14494	9963	413	24.12	7-27
G.M.Hamilton	4033	3117	128	24.35	5-16
C.White	10204	7301	290	25.17	5-19
A.K.D.Gray	277	230	9	25.55	4-34
R.K.J.Dawson	1325	1050	38	27.63	4-13

#### C&G Trophy County Records

<b>Highest Total</b>	345-5	v Nottinghamshire	1996
<b>Highest Total Batting Second</b>	290-7	v Worcestershire	1982
<b>Lowest Total (completed Innings)</b>	76	v Surrey	1970

<b>Highest Score (Individual)</b>	146	G.Boycott v Surrey	1965
<b>Best Bowling (Individual)</b>	7-27	D.Gough v Ireland	1997
<b>Most Runs in a career (Individual)</b>	1378	G.Boycott	40 matches

<b>Most Wickets in a career (Individual)</b>	56	D.Gough	27 matches
<b>Most Dismissals in a career (Individual)</b>	51	R.J.Blakey	39 matches
<b>Most catches in a career (Individual)</b>	23	D.Byas	34 matches



## Third Round Preview Essex CB v Essex

### Match Details

**Venue:** Chelmsford; 01245 252 420  
**Contact:** Essex CCC, County Ground, New Writtle Street, Chelmsford, Essex, CM2 0PG  
**Umpires:** N G Cowley & J H Evans

**PREVIEW:** BOTH sides can claim home advantage in what promises to be a fiercely-contested clash at Chelmsford.

Essex may have Andy Flower and Scott Brant at their disposal, but Saad Janjua brings his own touch of foreign flair to the board side.

The Pakistani, employed primarily for his bowling expertise, struck a magnificent 91 batting at number eight to inspire the amateurs to victory over Surrey CB in the second round.

### Essex CB Statistics

How they did in 2002 – R1 lost to Sussex CB by 6 wickets

#### Leading 2003 C&G batting av

Name	M	I	NO	Runs	HS	Avg
SaadJanjua	1	1	0	91	91	91.00
T.Kazmi	1	1	0	65	65	65.00
AdnanAkram	1	1	0	27	27	27.00
A.Kennedy	1	1	0	22	22	22.00
R.A.Smith	1	1	0	11	11	11.00
C.Williams	1	1	0	7	7	7.00
D.A.Paveling	1	1	0	4	4	4.00
ArfanAkram	1	1	0	0	0	0.00
G.James	1	1	1	51	51*	--

#### Leading 2003C&G bowling av

Name	O	M	R	Wkts	Avg	Best
T.Kazmi	9	0	66	4	16.50	4-66
C.White	10	0	34	2	17.00	2-34
A.P.Palladino	8.5	0	56	3	18.66	3-56
A.Kennedy	6	0	37	1	37.00	1-37
C.Williams	4	0	24	0	-	-
SaadJanjua	8	2	35	0	-	-

#### Leading 2002 C&G batting av

Name	M	I	NO	Runs	HS	Avg
G.W.Ecclestone	1	1	0	66	66	66.00
A.C.Richards	1	1	0	64	64	64.00
A.Kennedy	1	1	0	27	27	27.00
M.Hussain	1	1	0	12	12	12.00
D.Pavelling	1	1	0	11	11	11.00
D.J.Gandhi	1	1	0	5	5	5.00
R.S.Bopara	1	1	0	1	1	1.00
A.Saeed	1	1	1	25	25*	-
S.Moore	1	1	1	1	1*	-

#### Leading 2002 C&G bowling av

Name	O	M	R	Wkts	Avg	Best
A.Saeed	8	1	33	2	16.50	2-33
D.R.Ellison	9	2	48	1	48.00	1-48
M.Hussain	3	0	22	0	-	-
J.Chambers	4	0	25	0	-	-
D.J.Gandhi	4	0	27	0	-	-
G.W.Ecclestone	6	0	41	0	-	-

#### C&G Trophy County Records

<b>Highest Total</b>		
302-8	v Surrey CB	2002
<b>Highest Total Batting Second</b>		
302-8	v Surrey CB	2002
<b>Lowest Total (completed Innings)</b>		
134	v Suffolk	2001
<b>Highest Score (Individual)</b>		
91	Saad Janjua v Surrey CB	2002
<b>Best Bowling (Individual)</b>		
4-66	T.Kazmi v Surrey CB	2002
<b>Most Runs in a career (Individual)</b>		
143	G.W.Ecclestone	5 matches
<b>Most Wickets in a career (Individual)</b>		
5	A.Saeed	3 matches
<b>Most Dismissals in a career (Individual)</b>		
3	S.D.Fitzgerald	3 matches
<b>Most catches in a career (Individual)</b>		
5	G.W.Ecclestone	5 matches

### Essex Statistics

How they did in 2002 – QF lost to Yorkshire by losing more wickets

#### Leading 2002 C&G batting av

Name	M	I	NO	Runs	HS	Avg
R.C.Irani	3	2	1	118	86*	118.00
N.Hussain	3	3	1	186	96	93.00
A.Habib	3	2	1	69	40	69.00
A.Flower	3	2	0	120	75	60.00
D.D.J.Robinson	3	3	0	128	59	42.66
G.R.Napier	2	2	1	16	12*	16.00
J.M.Dakin	3	2	0	21	17	10.50
A.P.Cowan	3	2	0	8	7	4.00
M.L.Pettini	1	1	0	3	3	3.00
J.D.Middlebrook	2	1	1	6	6*	-
T.J.Phillips	1	1	1	4	4*	-

#### Leading 2002 C&G bowling av

Name	O	M	R	Wkts	Avg	Best
G.R.Napier	17	0	81	4	20.25	2-34
A.P.Cowan	30	5	115	4	28.75	4-27
R.C.Irani	28	2	129	4	32.25	2-47
J.M.Dakin	27.5	3	123	3	41.00	2-51
J.D.Middlebrook	13	0	73	1	73.00	1-46
A.J.Clark	13	0	79	1	79.00	1-42
T.J.Phillips	5	0	27	0	-	-
J.P.Stephenson	5	0	45	0	-	-

#### Leading career C&G batting av

Name	M	I	NO	Runs	HS	Avg
A.Flower	3	2	0	120	75	60.00
R.C.Irani	24	21	3	830	124	46.11
N.Hussain	31	29	4	1099	108	43.96
J.S.Foster	1	1	0	33	33	33.00
J.P.Stephenson	35	31	1	930	107	31.00
G.R.Napier	5	5	1	112	79	28.00
A.Habib	18	14	2	326	67	27.16
D.D.J.Robinson	19	17	1	405	62	25.31
J.M.Dakin	13	12	0	296	179	24.66
A.P.Grayson	26	20	1	446	82*	23.47
B.J.Hyam	4	3	1	41	36*	20.50

#### Leading career C&G bowling av

Name	Balls	Run	Wkt	Avg	Best5wi
G.R.Napier	144	118	5	23.60	2-34 -
J.E.Bishop	127	78	3	26.00	2-34 -
R.C.Irani	1412	949	34	27.91	4-41 -
A.P.Cowan	983	643	23	27.95	4-27 -
A.G.A.McCoubrey	162	85	3	28.33	2-20 -
N.A.Denning	162	119	4	29.75	3-22 -
A.P.Grayson	1037	790	25	31.60	3-24 -
J.P.Stephenson	1225	965	29	33.27	5-34 1

#### Leading career One Day batting av

Name	M	I	NO	Runs	HS	Avg
A.Flower	247	237	21	7793	145	36.07
N.Hussain	326	307	41	9422	136*	35.42
W.I.Jefferson	18	18	1	543	111*	31.94
J.P.Stephenson	300	270	34	6931	142	29.36
R.C.Irani	234	216	33	5225	124	28.55
A.Habib	128	108	21	2378	111	27.33
D.D.J.Robinson	149	143	12	3398	137*	25.93
J.S.Foster	25	24	8	341	56*	21.31
J.M.Dakin	161	136	22	2320	179	20.35
A.P.Grayson	220	179	28	2992	82*	19.81
M.L.Pettini	12	10	0	196	75	19.60

#### Leading career One Day bowling av

Name	Balls	R	Wkts	Avg	Best
J.B.Grant	222	127	8	15.87	3-13
A.J.Clark	925	716	31	23.09	4-30
R.C.Irani	9699	7189	280	25.67	5-26
J.P.Stephenson	8966	6911	262	26.37	6-33
G.R.Napier	1210	1039	38	27.34	6-29
A.P.Cowan	6419	4631	169	27.40	5-14
J.D.Middlebrook	1260	923	33	27.96	4-33
J.E.Bishop	775	676	24	28.16	3-33

#### C&G Trophy County Records

<b>Highest Total</b>		
386-5	v Wiltshire	1988
<b>Highest Total Batting Second</b>		
319-9	v Lancashire	1992
<b>Lowest Total (completed Innings)</b>		
57	v Lancashire	1996

<b>Highest Score (Individual)</b>		
144	G.A.Gooch v Hampshire	1990
<b>Best Bowling (Individual)</b>		
5-8	J.K.Lever v Middlesex	1972
<b>Most Runs in a career (Individual)</b>		
2547	G.A.Gooch	57 matches

<b>Most Wickets in a career (Individual)</b>		
70	J.K.Lever	44 matches
<b>Most Dismissals in a career (Individual)</b>		
32	D.E.East	21 matches
<b>Most catches in a career (Individual)</b>		
26	G.A.Gooch	57 matches





## Third Round Preview Kent CB v Derbyshire

### Match Details

**Venue:** Canterbury; 01227 456 886  
**Contact:** Kent CCC, St. Lawrence Ground, Canterbury, CT1 3NZ  
**Umpires:** M J Harris & N L Bainton

**PREVIEW:** DERBYSHIRE will be grateful to have avoided first-class opposition in the third round after their 10-wicket hammering at the hands of Lancashire last season.

On that occasion Derbyshire were dismissed for 167 at Old Trafford and the hosts needed just 28.1 overs to reach their target.

They will be expected to do much better against Kent CB, who defeated Leicestershire CB to get this far but were well beaten by Hampshire in the third round last year.

### Kent CB Statistics

How they did in 2002 – R3 lost to Hampshire by 8 wickets

#### Leading 2003 C&G batting av

Name	M	I	NO	Runs	HS	Avg
J.D.P.Bowden	1	1	0	38	38	38.00
M.R.M.Bennett	1	1	0	31	31	31.00
M.J.Banes	1	1	0	24	24	24.00
H.Iqbal	1	1	1	30	30*	-
L.N.Morgan	1	1	1	25	25*	-
A.Tutt	1	0	0	0	0	-
K.D.Masters	1	0	0	0	0	-
D.J.Trigger	1	0	0	0	0	-

#### Leading 2003 C&G bowling av

Name	O	M	R	Wkts	Avg	Best
A.Tutt	10	2	21	2	10.50	2-21
M.J.Banes	2	0	11	1	11.00	1-11
D.J.Trigger	9	0	29	2	14.50	2-29
R.S.Ferley	8.4	1	30	2	15.00	2-30
R.J.Minter	8	2	37	1	37.00	1-37
K.D.Masters	10	0	38	1	38.00	1-38

#### Leading 2002 C&G batting av

Name	M	I	NO	Runs	HS	Avg
M.J.Banes	1	1	0	82	82	82.00
A.G.R.Loudon	1	1	0	53	53	53.00
H.J.H.Loudon	1	1	0	38	38	38.00
J.G.C.Rowe	1	1	0	30	30	30.00
J.Hodgson	1	1	0	22	22	22.00
J.D.P.Bowden	2	2	0	29	15	14.50
L.N.Morgan	1	1	0	14	14	14.00
M.S.Alexander	1	1	0	9	9	9.00
L.J.P.Jenkins	1	1	1	50	50*	-

#### Leading 2002 C&G bowling av

Name	O	M	R	Wkts	Avg	Best
R.J.Minter	7	2	8	6	1.33	6-8
R.S.Ferley	5	1	13	1	13.00	1-13
J.E.G.Lincoln	7.5	0	25	1	25.00	1-15
A.R.Bray	5	0	34	1	34.00	1-34
D.A.Scott	5.3	0	40	1	40.00	1-40
K.D.Masters	14	1	60	1	60.00	1-44

### C&G Trophy County Records

<b>Highest Total</b>	280-9	v Leicestershire CB	2001
<b>Highest Total Batting Second</b>	222-5	v Buckinghamshire	2001
<b>Lowest Total (completed Innings)</b>	132	v Hampshire	1999
<b>Highest Score (Individual)</b>	107*	M.S.Alexander v Worcestershire CB	1999
<b>Best Bowling (Individual)</b>	6-8	R.J.Minter v Leicestershire CB	2001
<b>Most Runs in a career (Individual)</b>	334	J.D.P.Bowden	11 matches
<b>Most Wickets in a career (Individual)</b>	13	D.J.Trigger	9 matches
<b>Most Dismissals in a career (Individual)</b>	4	G.S.Joyce	3 matches
<b>Most catches in a career (Individual)</b>	6	M.R.Featherstone	6 matches

### Derbyshire Statistics

How they did in 2002 – R3 lost to Lancashire by 10 wickets

#### Leading 2002 C&G batting av

Name	M	I	NO	Runs	HS	Avg
D.R.Hewson	1	1	0	63	63	63.00
Mohammad Ali	1	1	0	19	19	19.00
L.D.Sutton	1	1	0	14	14	14.00
M.P.Dowman	1	1	0	10	10	10.00
M.J.Di Venuto	1	1	0	10	10	10.00
T.Lungley	1	1	0	3	3	3.00
S.A.Selwood	1	1	0	1	1	1.00
D.G.Cork	1	1	0	0	0	0.00
J.I.D.Kerr	1	1	0	0	0	0.00
A.I.Gait	1	1	0	0	0	0.00
G.Welch	1	1	1	31	31*	-

#### Leading 2002 C&G bowling av

Name	O	M	R	Wkts	Avg	Best
Mohammad Ali	3	0	22	0	-	-
T.Lungley	3.1	0	28	0	-	-
D.G.Cork	10	3	36	0	-	-
G.Welch	5.5	0	37	0	-	-
J.I.D.Kerr	6.1	0	46	0	-	-

#### Leading career C&G batting av

Name	M	I	NO	Runs	HS	Avg
M.J.Di Venuto	6	6	1	358	173*	71.60
Shahid Afridi	4	4	0	205	95	51.25
D.G.Cork	21	19	4	543	93	36.20
D.R.Hewson	6	6	0	204	63	34.00
S.D.Stubbings	3	2	0	63	47	31.50
R.M.Khan	1	1	0	29	29	29.00
K.M.Krikken	20	12	5	201	55	28.71
L.D.Sutton	4	4	0	82	45	20.50
G.Welch	18	13	4	176	41	19.55
N.R.C.Dumelow	3	3	0	56	32	18.66
S.J.Dean	21	21	0	302	72	14.38

#### Leading career C&G bowling av

Name	Balls	Run	Wkt	Avg	Best5wi
D.G.Cork	1317	797	42	18.97	5-18 2
Shahid Afridi	216	158	7	22.57	3-47 -
L.J.Wharton	60	41	1	41.00	1-41 -
J.I.D.Kerr	427	392	9	43.55	3-32 -
N.R.C.Dumelow	132	90	2	45.00	2-21 -
G.Welch	953	609	9	67.66	4-31 -
Mohammad Ali	18	22	0	-	- -
N.E.L.Gunter	24	25	0	-	- -

#### Leading career One Day batting av

Name	M	I	NO	Runs	HS	Avg
M.J.Di Venuto	88	86	6	2742	173*	34.27
S.A.Selwood	23	20	2	599	93	33.27
R.M.Khan	1	1	0	29	29	29.00
Shahid Afridi	190	185	8	4395	109	24.83
C.W.G.Bassano	25	24	3	458	61	21.80
L.J.Wharton	28	14	12	43	11*	21.50
N.R.C.Dumelow	20	19	2	355	52	20.88
D.G.Cork	194	157	24	2773	93	20.84
S.D.Stubbings	63	57	4	1038	98*	19.58
D.R.Hewson	42	36	2	661	63	19.44
K.M.Krikken	199	137	48	1671	55	18.77

#### Leading career One Day bowling av

Name	Balls	R	Wkts	Avg	Best
T.Lungley	1091	830	39	21.28	4-28
D.G.Cork	9557	6794	246	27.61	6-21
J.I.D.Kerr	4373	3750	125	30.00	4-28
L.J.Wharton	1193	837	26	32.19	3-23
N.R.C.Dumelow	808	638	19	33.57	3-24
Mohammad Ali	180	174	5	34.80	3-42
G.Welch	6208	4525	127	35.62	6-31
Shahid Afridi	7265	5578	149	37.43	5-40

### C&G Trophy County Records

<b>Highest Total</b>	365-3	v Cornwall	1986
<b>Highest Total Batting Second</b>	287-9	v Lancashire	1996
<b>Lowest Total (completed Innings)</b>	79	v Surrey	1967

<b>Highest Score (Individual)</b>	173*	M.J.Di Venuto v Derbyshire CB	2000
<b>Best Bowling (Individual)</b>	8-21	M.A.Holding v Sussex	1988
<b>Most Runs in a career (Individual)</b>	1426	K.J.Barnett	44 matches

<b>Most Wickets in a career (Individual)</b>	42	D.G.Cork	21 matches
<b>Most Dismissals in a career (Individual)</b>	66	R.W.Taylor	39 matches
<b>Most catches in a career (Individual)</b>	17	K.J.Barnett	44 matches



## Third Round Preview **Worcestershire CB v Worcestershire**

### Match Details

**Venue:** New Road; 01905 748 474  
**Contact:** Worcestershire CCC, County Ground, New Road, Worcester, WR2 4QQ  
**Umpires:** J F Steele & M Dixon

**PREVIEW:** THERE will be familiar faces all round at New Road as Worcestershire face the county's Cricket Board.

Former England left-arm spinner Richard Illingworth enjoyed 18 years at Worcestershire before he was released at the end of the 2000 season and his unbeaten half-century helped the board to a six-wicket win over Sussex CB in the second round.

It will also be a family affair as Worcestershire's Kabir Ali faces his cousin Kadeer Ali, who has also played for the county.

### Worcestershire CB Statistics

How they did in 2002 – R1 lost to Buckinghamshire by 39 runs

#### Leading 2003 C&G batting av

Name	M	I	NO	Runs	HS	Avg
G.R.Hill	2	2	1	85	56*	85.00
KadeerAli	1	1	0	66	66	66.00
G.S.Kandola	2	2	0	93	53	46.50
D.Manning	2	2	0	80	80	40.00
N.W.Round	1	1	0	23	23	23.00
A.Hafeez	2	2	0	17	17	8.50
R.K.Illingworth	2	2	2	65	53*	-
S.J.Hassan	2	1	1	5	5*	-
M.Dale	1	0	0	0	0	-

#### Leading 2003 C&G bowling av

Name	O	M	R	Wkts	Avg	Best
I.Jamshed	17.4	2	70	8	8.75	5-36
D.Manning	7.5	0	33	2	16.50	2-12
S.H.Cook	20	2	64	3	21.33	3-35
G.J.Williams	12.3	0	72	3	24.00	3-61
R.K.Illingworth	20	2	64	2	32.00	1-26
A.Hafeez	14	0	89	1	89.00	1-63
N.W.Round	3	0	17	0	-	-
KadeerAli	3.3	0	21	0	-	-

#### Leading 2002 C&G batting av

Name	M	I	NO	Runs	HS	Avg
D.Manning	1	1	0	48	48	48.00
J.P.Wright	1	1	0	29	29	29.00
A.Hafeez	1	1	0	26	26	26.00
A.J.Gough	1	1	0	14	14	14.00
S.W.K.Ellis	1	1	0	13	13	13.00
D.A.Banks	1	1	0	12	12	12.00
G.S.Kandola	1	1	0	8	8	8.00
D.B.Middleton	1	1	0	7	7	7.00
M.J.R.Rindel	1	1	0	5	5	5.00

#### Leading 2002 C&G bowling av

Name	O	M	R	Wkts	Avg	Best
J.P.Wright	10	1	19	2	9.50	2-19
D.A.Banks	10	0	46	2	23.00	2-46
A.J.Gough	9	4	30	1	30.00	1-30
D.Manning	6	0	31	1	31.00	1-31
M.J.R.Rindel	10	1	54	1	54.00	1-54
S.W.K.Ellis	5	0	32	0	-	-

#### C&G Trophy County Records

<b>Highest Total</b>	245-7	v Kent CB	1999
<b>Highest Total Batting Second</b>	245-7	v Kent CB	1999
<b>Lowest Total (completed Innings)</b>	185	v Buckinghamshire	2001
<b>Highest Score (Individual)</b>	80	D.Manning v Dorset	2002
<b>Best Bowling (Individual)</b>	5-21	J.P.Wright v Staffordshire	2001
<b>Most Runs in a career (Individual)</b>	161	D.Manning	7 matches
<b>Most Wickets in a career (Individual)</b>	9	J.P.Wright	3 matches
<b>Most Dismissals in a career (Individual)</b>	3	D.B.Middleton	2 matches
<b>Most catches in a career (Individual)</b>	4	G.R.Hill	4 matches

### Worcestershire Statistics

How they did in 2002 – QF lost to Somerset by 4 wickets

#### Leading 2002 C&G batting av

Name	M	I	NO	Runs	HS	Avg
B.F.Smith	3	3	2	115	85*	115.00
G.A.Hick	3	3	1	192	117*	96.00
V.S.Solanki	3	3	0	165	108	55.00
D.A.Leatherdale	3	2	0	45	40	22.50
S.J.Rhodes	3	2	1	19	15	19.00
S.D.Peters	1	1	0	18	18	18.00
Kabir Ali	3	2	1	17	9*	17.00
A.Singh	2	2	0	13	9	6.50
A.J.Bichel	2	2	0	12	11	6.00
S.R.Lampitt	3	1	0	5	5	5.00
G.J.Batty	3	2	0	3	2	1.50

#### Leading 2002 C&G bowling av

Name	O	M	R	Wkts	Avg	Best
A.Sheriyyar	6	3	8	1	8.00	1-8
A.J.Bichel	14	4	43	2	21.50	1-1
Kabir Ali	21.2	2	112	5	22.40	4-2
A.A.Donald	10	3	24	1	24.00	1-24
V.S.Solanki	5	0	25	1	25.00	1-25
D.A.Leatherdale	16	0	81	3	27.00	2-35
S.R.Lampitt	21	0	112	3	37.33	1-10
M.S.Mason	18.3	1	119	3	39.66	2-58

#### Leading career C&G batting av

Name	M	I	NO	Runs	HS	Avg
G.A.Hick	46	46	8	2142	172*	56.36
Kadeer Ali	2	2	0	90	66	45.00
A.J.Hall	4	4	0	172	78	43.00
B.F.Smith	25	24	5	609	85*	32.05
A.Singh	9	9	0	282	85	31.33
D.J.Pipe	3	2	0	60	56	30.00
V.S.Solanki	15	14	0	364	108	26.00
S.J.Rhodes	49	38	14	537	61	22.37
D.A.Leatherdale	30	26	2	480	53	20.00
S.D.Peters	6	6	0	102	58	17.00
Kabir Ali	9	5	1	31	9*	7.75

#### Leading career C&G bowling av

Name	Balls	Run	Wkt	Avg	Best5wi
Kabir Ali	392	297	15	19.80	4-2 -
A.J.Hall	204	138	6	23.00	4-33 -
G.A.Hick	1247	791	23	34.39	4-54 -
D.A.Leatherdale	412	353	10	35.30	3-14 -
G.J.Batty	146	111	3	37.00	2-42 -
M.S.Mason	111	119	3	39.66	2-58 -
J.C.Farrow	90	109	2	54.50	2-81 -
V.S.Solanki	225	174	3	58.00	1-25 -

#### Leading career One Day batting av

Name	M	I	NO	Runs	HS	Avg
G.A.Hick	481	466	74	17343	172*	44.24
Kadeer Ali	5	5	0	181	66	36.20
B.F.Smith	246	237	33	6278	115	30.77
V.S.Solanki	170	149	17	3537	120*	26.79
A.J.Hall	33	28	4	629	81	26.20
A.Singh	83	82	3	1971	123	24.94
D.J.Pipe	15	13	1	284	56	23.66
C.G.Liptrot	8	5	4	23	15*	23.00
D.A.Leatherdale	268	225	36	4043	70*	21.39
G.J.Batty	52	45	9	738	83*	20.50
S.J.Rhodes	419	281	82	3859	105	19.39

#### Leading career One Day bowling av

Name	Balls	R	Wkts	Avg	Best
Kabir Ali	2207	1707	82	20.81	5-36
M.S.Mason	608	478	21	22.76	3-33
D.A.Leatherdale	3775	2991	127	23.55	5-9
C.G.Liptrot	217	199	8	24.87	3-44
G.A.Hick	6265	4973	164	30.32	5-33
A.J.Hall	790	582	19	30.63	4-33
M.Hayward	1101	957	26	36.80	5-36
G.J.Batty	1625	1390	33	42.12	4-36

### C&G Trophy County Records

<b>Highest Total</b>	404-3	v Devon	1987
<b>Highest Total Batting Second</b>	284-3	v Somerset	1990
<b>Lowest Total (completed Innings)</b>	98	v Durham	1968

<b>Highest Score (Individual)</b>	180*	T.M.Moody	v Surrey	1994
<b>Best Bowling (Individual)</b>	7-19	N.V.Radford	v Bedfordshire	1991
<b>Most Runs in a career (Individual)</b>	2142	G.A.Hick		46 matches

<b>Most Wickets in a career (Individual)</b>	49	S.R.Lampitt	33 matches
<b>Most Dismissals in a career (Individual)</b>	71	S.J.Rhodes	49 matches
<b>Most catches in a career (Individual)</b>	25	G.A.Hick	46 matches





## Third Round Preview Berkshire v Durham

### Match Details

**Venue:** Reading; 01189 699 049  
**Contact:** Roy New, 41 Holyrood Close, Caversham, Reading, Berkshire, RG4 6PZ  
**Umpires:** J W Holder & R L Kettleborough

**PREVIEW:** BERKSHIRE are one of two amateur sides to beat 'international' opposition en route to the third round, Ireland having succumbed at Finchampstead.

Bowling appears to be Berkshire's strength - Ireland were skittled for 113 while Norfolk - the minor counties Eastern Division champions - managed only six runs more.

Durham negotiated the banana skin posed by Wales at this stage last season, only to crash out by eight wickets at the hands of Gloucestershire in the fourth round.

### Berkshire Statistics

How they did in 2002 – R1 lost to Lincolnshire by 86 runs

#### Leading 2003 C&G batting av

Name	M	I	NO	Runs	HS	Avg
S.S.Patel	2	1	0	24	24	24.00
J.R.Wood	2	2	0	29	29	14.50
T.Henderson	1	1	0	12	12	12.00
J.R.Perkins	2	2	0	14	13	7.00
N.J.Wilton	2	1	0	5	5	5.00
L.H.Nurse	1	1	0	3	3	3.00
T.L.Hall	1	1	0	0	0	0.00
T.D.Fray	1	1	0	0	0	0.00

#### Leading 2003 C&G bowling av

Name	O	M	R	Wkts	Avg	Best
S.D.Myles	10	5	8	4	2.00	4-8
J.R.Wood	2.5	0	14	2	7.00	2-14
T.Henderson	9	0	30	3	10.00	3-30
T.L.Lambert	17	2	41	3	13.66	2-19
S.P.Naylor	18	4	57	4	14.25	3-28
N.A.Denning	17	4	62	4	15.50	3-22
S.S.Patel	2	1	2	0	-	-

#### Leading 2002 C&G batting av

Name	M	I	NO	Runs	HS	Avg
R.P.Davis	1	1	0	56	56	56.00
S.Perkins	1	1	0	22	22	22.00
M.J.O'Sullivan	1	1	0	20	20	20.00
M.G.Lane	1	1	0	9	9	9.00
S.J.Wyatt	1	1	0	8	8	8.00
J.R.Wood	1	1	0	7	7	7.00
T.D.Fray	1	1	0	6	6	6.00
T.L.Lambert	1	1	0	5	5	5.00
N.A.Denning	1	1	1	1	1*	-

#### Leading 2002 C&G bowling av

Name	O	M	R	Wkts	Avg	Best
J.K.Barrow	10	0	31	4	7.75	4-31
R.P.Davis	10	3	34	2	17.00	2-34
T.L.Lambert	10	1	72	2	36.00	2-72
M.J.O'Sullivan	10	0	36	0	-	-
N.A.Denning	10	1	57	0	-	-

#### C&G Trophy County Records

<b>Highest Total</b>	300-6	v Leicestershire	1996
<b>Highest Total Batting Second</b>	300-6	v Leicestershire	1996
<b>Lowest Total (completed Innings)</b>	97	v Durham	2000
<b>Highest Score (Individual)</b>	108	H.M.Hall v Leicestershire	1996
<b>Best Bowling (Individual)</b>	5-87	P.J.Oxley v Kent	1994
<b>Most Runs in a career (Individual)</b>	249	J.R.Wood	10 matches
<b>Most Wickets in a career (Individual)</b>	15	J.H.Jones	11 matches
<b>Most Dismissals in a career (Individual)</b>	13	M.G.Lane	8 matches
<b>Most catches in a career (Individual)</b>	7	S.S.Patel	8 matches

### Durham Statistics

How they did in 2002 – R4 lost to Gloucestershire by 8 wickets

#### Leading 2002 C&G batting av

Name	M	I	NO	Runs	HS	Avg
M.A.Gough	1	1	0	132	132	132.00
J.J.B.Lewis	2	2	1	61	31	61.00
G.J.Pratt	2	2	0	103	89	51.50
M.J.Symington	2	2	1	34	34	34.00
D.R.Law	1	1	0	24	24	24.00
M.L.Love	1	1	0	23	23	23.00
N.Peng	2	2	0	24	23	12.00
N.C.Phillips	1	1	0	10	10	10.00
A.Pratt	2	2	0	19	13	9.50
G.J.Muchall	1	1	0	3	3	3.00
A.M.Davies	2	1	0	2	2	2.00

#### Leading 2002 C&G bowling av

Name	O	M	R	Wkts	Avg	Best
D.R.Law	4	0	14	1	14.00	1-14
N.G.Hatch	7	3	14	1	14.00	1-14
N.Killeen	12	2	51	2	25.50	1-12
M.A.Gough	3	0	7	0	-	-
G.D.Bridge	7	0	28	0	-	-
N.C.Phillips	3	0	32	0	-	-
M.J.Symington	4	0	37	0	-	-
A.M.Davies	11	2	55	0	-	-

#### Leading career C&G batting av

Name	M	I	NO	Runs	HS	Avg
M.A.Gough	5	4	0	195	132	48.75
G.J.Pratt	3	3	0	135	89	45.00
V.J.Wells	28	27	7	885	201	44.25
G.M.Scott	3	3	0	130	100	43.33
N.Peng	5	5	0	173	119	34.60
M.L.Love	4	4	0	132	51	33.00
P.D.Collingwood	11	10	1	262	60	29.11
I.Pattison	4	4	2	57	48*	28.50
J.J.B.Lewis	17	17	4	297	65*	22.84
D.R.Law	18	14	1	251	47	19.30
A.Pratt	5	4	1	52	26*	17.33

#### Leading career C&G bowling av

Name	Balls	Run	Wkt	Avg	Best5wi
J.Srinath	152	63	7	9.00	4-38 -
N.G.Hatch	102	65	3	21.66	2-51 -
V.J.Wells	1149	708	31	22.83	3-30 -
G.M.Scott	174	107	4	26.75	2-32 -
N.Killeen	420	268	10	26.80	2-15 -
I.Pattison	114	88	3	29.33	1-25 -
D.R.Law	355	322	10	32.20	3-51 -
G.D.Bridge	368	276	7	39.42	3-44 -

#### Leading career One Day batting av

Name	M	I	NO	Runs	HS	Avg
G.M.Scott	3	3	0	130	100	43.33
J.J.B.Lewis	181	164	37	3810	102	30.00
P.D.Collingwood	167	160	23	4037	118*	29.46
M.L.Love	29	29	1	795	89	28.39
V.J.Wells	250	233	24	5345	201	25.57
M.A.Gough	42	37	4	830	132	25.15
G.J.Pratt	24	24	4	501	89	25.05
G.J.Muchall	11	11	1	250	81	25.00
N.Peng	49	48	2	1146	121	24.91
N.G.Hatch	12	5	3	49	20*	24.50
A.Pratt	56	45	13	685	86	21.40

#### Leading career One Day bowling av

Name	Balls	R	Wkts	Avg	Best
N.Killeen	6071	4393	179	24.54	6-31
J.Srinath	12892	9368	354	26.46	5-23
G.M.Scott	174	107	4	26.75	2-32
V.J.Wells	8574	6396	236	27.10	6-25
A.M.Davies	1416	960	35	27.42	4-13
N.G.Hatch	528	427	15	28.46	3-26
N.C.Phillips	4311	3380	114	29.64	4-13
G.D.Bridge	1268	913	29	31.48	3-22

#### C&G Trophy County Records

<b>Highest Total</b>	326-4	v Herefordshire	1995
<b>Highest Total Batting Second</b>	305-9	v Glamorgan	1991
<b>Lowest Total (completed Innings)</b>	82	v Worcestershire	1968

<b>Highest Score (Individual)</b>	132	M.A.Gough v Wales	2002
<b>Best Bowling (Individual)</b>	7-32	S.P.Davis v Ireland	1983
<b>Most Runs in a career (Individual)</b>	392	S.Greensword	20 matches

<b>Most Wickets in a career (Individual)</b>	20	P.J.Kippax	9 matches
<b>Most Dismissals in a career (Individual)</b>	17	A.R.Fothergill	10 matches
<b>Most catches in a career (Individual)</b>	7	S.R.Atkinson	12 matches



## Third Round Preview Lincolnshire v Nottinghamshire

### Match Details

**Venue:** Lincoln; 01522 526 592  
**Contact:** Tony North, "Koorah", Whisby Road, Whisby Moor, Lincoln, Lincs, LN6 9BY  
**Umpires:** T E Jesty & P Willey

**PREVIEW:** LINCOLNSHIRE earned a third-round tie against first-league opposition for the second year running when they clung on to beat Cheshire.

Martyn Dobson hit 90 in their total of 281 for seven and, with Cheshire needing a six off the last ball, Lincolnshire captain Mark Fell bowled Simon Marshall to send his team through.

Nottinghamshire will be grateful for a shorter journey after travelling to Dublin to meet Ireland last season before Graeme Hick's century for Worcestershire ended their challenge in the fourth round.

### Lincolnshire Statistics

How they did in 2002 – R3 lost to Glamorgan by 6 wickets

#### Leading 2003 C&G batting av

Name	M	I	NO	Runs	HS	Avg
M.C.Dobson	1	1	0	90	90	90.00
J.Trower	1	1	0	67	67	67.00
R.W.J.Howitt	1	1	0	31	31	31.00
M.A.Fell	1	1	0	29	29	29.00
S.A.Deitz	1	1	0	21	21	21.00
R.J.Chapman	1	1	0	6	6	6.00
O.E.Burford	1	1	0	0	0	0.00
S.Webb	1	1	1	7	7*	-

#### Leading 2003 C&G bowling av

Name	O	M	R	Wkts	Avg	Best
M.A.Fell	5	0	20	4	5.00	4-20
S.Oakes	9	1	34	1	34.00	1-34
M.C.Dobson	7	0	50	1	50.00	1-50
J.R.Davies	7	1	22	0	-	-
J.Trower	4	0	26	0	-	-
S.A.Deitz	4	0	28	0	-	-
D.J.Pipes	6	0	44	0	-	-
R.J.Chapman	8	0	46	0	-	-

#### Leading 2002 C&G batting av

Name	M	I	NO	Runs	HS	Avg
M.A.Fell	3	3	1	114	75*	57.00
S.Webb	1	1	0	55	55	55.00
J.Trower	3	3	0	109	76	36.33
O.E.Burford	3	3	0	87	55	29.00
J.Clark	3	3	0	77	47	25.66
R.W.J.Howitt	3	3	0	36	19	12.00
D.A.Christmas	3	3	0	34	17	11.33
R.J.Chapman	2	2	0	19	13	9.50
J.C.Harrison	3	3	0	21	16	7.00

#### Leading 2002 C&G bowling av

Name	O	M	R	Wkts	Avg	Best
S.Trower	5	0	6	3	2.00	3-6
R.J.Chapman	14	2	53	6	8.83	4-18
S.Oakes	26	4	92	5	18.40	2-16
M.A.Fell	5	1	21	1	21.00	1-21
D.J.Pipes	20.4	2	69	3	23.00	3-24
K.Adams	6	1	25	1	25.00	1-25

#### C&G Trophy County Records

<b>Highest Total</b>	281-7	v Cheshire	2002
<b>Highest Total Batting Second</b>	204-9	v Cheshire	2000
<b>Lowest Total (completed Innings)</b>	116	v Derbyshire	1997
<b>Highest Score (Individual)</b>	132	G.Robinson v Berkshire	1971
<b>Best Bowling (Individual)</b>	4-16	S.G.Plumb v Holland	2000
<b>Most Runs in a career (Individual)</b>	351	M.A.Fell	14 matches
<b>Most Wickets in a career (Individual)</b>	12	S.Oakes	11 matches
<b>Most Dismissals in a career (Individual)</b>	6	P.C.Trend	5 matches
<b>Most catches in a career (Individual)</b>	10	M.A.Fell	14 matches

### Nottinghamshire Statistics

How they did in 2002 – R4 lost to Worcestershire by 8 wickets

#### Leading 2002 C&G batting av

Name	M	I	NO	Runs	HS	Avg
U.Afzaal	2	2	1	106	64*	106.00
D.J.Bicknell	1	1	0	46	46	46.00
J.E.R.Gallian	2	2	0	74	69	37.00
G.E.Welton	1	1	0	26	26	26.00
K.P.Pietersen	2	1	0	24	24	24.00
N.Boje	2	1	0	8	8	8.00
C.M.W.Read	2	1	1	51	51*	-
B.M.Shafayat	1	1	1	28	28*	-
P.Johnson	1	1	1	25	25*	-

#### Leading 2002 C&G bowling av

Name	O	M	R	Wkts	Avg	Best
U.Afzaal	4	0	8	3	2.66	3-8
A.J.Harris	18	3	59	2	29.50	2-17
N.Boje	19	2	65	2	32.50	1-17
G.J.Smith	18	2	65	2	32.50	2-25
P.J.Franks	14	0	107	1	107.00	1-39
M.N.Malik	2	0	12	0	-	-
G.D.Clough	6	0	38	0	-	-
K.P.Pietersen	13	1	49	0	-	-

#### Leading career C&G batting av

Name	M	I	NO	Runs	HS	Avg
U.Afzaal	8	6	2	225	64*	56.25
C.L.Cairns	7	7	1	306	77	51.00
D.J.Bicknell	24	24	5	906	135*	47.68
R.J.Warren	21	19	3	459	100*	28.68
P.J.Franks	11	7	3	110	26*	27.50
C.M.W.Read	13	10	3	182	51*	26.00
W.M.Noon	7	4	1	73	34	24.33
B.M.Shafayat	4	4	1	72	36	24.00
K.P.Pietersen	4	2	0	39	24	19.50
G.E.Welton	3	3	0	55	26	18.33
S.Elworthy	2	2	1	13	8	13.00

#### Leading career C&G bowling av

Name	Balls	Run	Wkt	Avg	Best5wi
R.J.Logan	120	53	6	8.83	5-24
S.Elworthy	108	50	5	10.00	4-40
G.J.Smith	216	126	9	14.00	4-25
R.Hodgkinson	48	36	2	18.00	2-36
C.L.Cairns	482	279	14	19.92	4-18
U.Afzaal	90	65	3	21.66	3-8
C.E.Shreck	360	298	12	24.83	5-19
P.J.Franks	564	436	16	27.25	3-7

#### Leading career One Day batting av

Name	M	I	NO	Runs	HS	Avg
K.P.Pietersen	43	37	11	1168	147	44.92
D.J.Bicknell	216	209	27	7105	135*	39.03
U.Afzaal	80	70	14	2012	95*	35.92
C.L.Cairns	245	216	27	5982	126*	31.65
R.J.Warren	145	130	21	2659	100*	24.39
G.E.Welton	51	49	2	1032	104*	21.95
C.M.W.Read	113	90	19	1486	69	20.92
B.M.Shafayat	22	20	1	394	66	20.73
S.J.Randall	14	10	5	96	25	19.20
P.J.Franks	82	57	23	650	60	19.11
W.M.Noon	107	67	18	702	46	14.32

#### Leading career One Day bowling av


Name	Balls	R	Wkts	Avg	Best
C.E.Shreck	414	333	17	19.58	5-19
G.J.Smith	1858	1313	60	21.88	5-39
B.M.Shafayat	226	198	8	24.75	4-35
U.Afzaal	870	797	31	25.70	3-8
S.C.G.MacGill	474	289	11	26.27	4-19
C.L.Cairns	9908	7648	277	27.61	6-52
P.J.Franks	3770	2969	106	28.00	6-27
S.Elworthy	2788	2077	74	28.06	4-14

#### C&G Trophy County Records

<b>Highest Total</b>	344-6	v Northumberland	1994
<b>Highest Total Batting Second</b>	314-8	v Northamptonshire	1995
<b>Lowest Total (completed Innings)</b>	123	v Yorkshire	1969

<b>Highest Score (Individual)</b>	149*	D.W.Randall v Devon	1988
<b>Best Bowling (Individual)</b>	6-10	K.P.Evans v Northumberland	1994
<b>Most Runs in a career (Individual)</b>	1708	R.T.Robinson	45 matches

<b>Most Wickets in a career (Individual)</b>	50	R.A.Pick	29 matches
<b>Most Dismissals in a career (Individual)</b>	48	B.N.French	31 matches
<b>Most catches in a career (Individual)</b>	17	R.T.Robinson	45 matches



## Third Round Preview Cornwall v Kent

### Match Details

**Venue:** Truro; 01872 277 268  
**Contact:** Mrs A M George JP, The Logan Rock, Treen, St. Levan, Penzance, Cornwall, TR19 6LG  
**Umpires:** A G T Whitehead & A Hill

**PREVIEW:** KENT will be hoping to overcome the challenge posed by Cornwall with considerably fewer problems than Worcestershire experienced last year.

Charlie Shreck - now with Nottinghamshire - picked up five wickets as Worcestershire were restricted to 125 for seven, but was trumped by Kabir Ali, whose spell of four for two saw Cornwall dismissed for 76.

James Hands was the star for Cornwall in the second round of this year's competition, contributing 61 with the bat and returning figures of three for 40 as Wales were bowled out 25 short of their target of 249.

### Cornwall Statistics

How they did in 2002 – R3 lost to Worcestershire by 49 runs

#### Leading 2003 C&G batting av

Name	M	I	NO	Runs	HS	Avg
J.M.Hands	1	1	0	61	61	61.00-
T.G.Sharp	2	2	0	101	60	50.50
J.P.Kent	2	2	0	96	80	48.00
J.C.J.Stephens	2	2	1	44	31*	44.00
G.D.Edwards	2	2	1	32	31*	32.00
B.P.Price	2	2	0	56	50	28.00
A.M.Pearce	2	2	0	56	28	28.00
M.P.Jenkin	1	1	0	6	6	6.00

#### Leading 2003 C&G bowling av

Name	O	M	R	Wkts	Avg	Best
J.M.Hands	10	0	40	3	13.33	3-40
J.C.J.Stephens	20	5	78	5	15.60	3-54
M.P.Jenkin	7	1	44	2	22.00	2-44
N.A.Carter	17.2	2	66	3	22.00	2-21
S.C.Pope	10	0	48	2	24.00	2-48
K.P.Berryman	10	0	67	2	33.50	2-67
C.E.Shreck	9	0	48	1	48.00	1-48
T.G.Sharp	2	0	17	0	-	-
G.M.Thomas	3	0	33	0	-	-
C.A.Hunkin	10	1	58	0	-	-

#### Leading 2002 C&G batting av

Name	M	I	NO	Runs	HS	Avg
S.C.Pope	2	2	0	78	59	39.00
B.P.Price	2	2	0	77	74	38.50
G.D.Edwards	1	1	0	27	27	27.00
J.M.Hands	2	2	0	32	30	16.00
T.G.Sharp	2	2	0	19	19	9.50
G.M.Thomas	2	2	0	5	5	2.50
J.C.J.Stephens	2	2	1	2	1*	2.00
K.P.Berryman	1	1	0	0	0	0.00
J.P.Kent	1	1	1	13	13*	-

#### Leading 2002 C&G bowling av

Name	O	M	R	Wkts	Avg	Best
C.E.Shreck	15	3	48	7	6.85	5-19
J.M.Hands	15	1	56	4	14.00	3-25
S.C.Pope	15	2	46	3	15.33	2-16
C.A.Hunkin	7	0	43	2	21.50	2-43
J.C.J.Stephens	14.3	1	55	1	55.00	1-36
K.P.Berryman	6	0	21	0	-	-

#### C&G Trophy County Records

<b>Highest Total</b>		
301-8	v Somerset CB	2002
<b>Highest Total Batting Second</b>		
258-7	v Cheshire	2001
<b>Lowest Total (completed Innings)</b>		
62	v Lancashire	1977
<b>Highest Score (Individual)</b>		
80	J.P.Kent v Somerset CB	2002
<b>Best Bowling (Individual)</b>		
5-19	C.E.Shreck v Worcestershire	2002
<b>Most Runs in a career (Individual)</b>		
245	T.G.Sharp	7 matches
<b>Most Wickets in a career (Individual)</b>		
12	C.E.Shreck	7 matches
<b>Most Dismissals in a career (Individual)</b>		
6	G.D.Edwards	5 matches
<b>Most catches in a career (Individual)</b>		
5	E.G.Willcock	5 matches

### Kent Statistics

How they did in 2002 – SF lost to Somerset by 5 runs

#### Leading 2002 C&G batting av

Name	M	I	NO	Runs	HS	Avg
P.A.Nixon	4	4	2	119	39*	59.50
M.V.Fleming	3	3	0	172	63	57.33
D.P.Fulton	4	4	1	159	62	53.00
R.W.T.Key	4	4	0	201	77	50.25
J.B.Hockley	4	4	0	176	121	44.00
A.Symonds	4	4	0	160	55	40.00
M.A.Ealham	4	3	0	95	47	31.66
M.J.Walker	4	4	1	59	35	19.66
A.Khan	3	1	0	13	13	13.00
J.M.Golding	2	2	0	13	13	6.50
J.C.Tredwell	3	1	1	15	15*	-

#### Leading 2002 C&G bowling av

Name	O	M	R	Wkts	Avg	Best
J.C.Tredwell	23	5	68	5	13.60	3-7
M.V.Fleming	24	2	125	7	17.85	3-4
A.Symonds	26	2	129	6	21.50	3-21
J.B.Hockley	4	0	35	1	35.00	1-35
M.J.Saggers	33	3	153	4	38.25	3-41
M.A.Ealham	33	1	132	3	44.00	1-33
A.Khan	20	0	105	2	52.50	2-50
J.M.Golding	12.1	1	68	1	68.00	1-38

#### Leading career C&G batting av

Name	M	I	NO	Runs	HS	Avg
M.J.Banes	2	2	0	106	82	53.00
A.G.R.Loudon	1	1	0	53	53	53.00
R.W.T.Key	11	11	1	446	77	44.60
A.Symonds	15	14	1	486	87	37.38
J.C.Tredwell	9	6	1	181	71	36.20
M.J.Walker	14	13	3	313	73	31.30
M.A.Ealham	28	25	7	539	58*	29.94
G.S.Blewett	5	5	1	111	77	27.75
D.P.Fulton	15	15	1	351	63	25.07
I.N.Flanagan	2	2	0	48	45	24.00
J.P.Hewitt	6	3	2	23	14*	23.00

#### Leading career C&G bowling av

Name	Balls	Run	Wkt	Avg	Best5wi
G.S.Blewett	190	99	7	14.14	4-18 -
R.S.Ferley	82	43	3	14.33	2-30 -
B.J.Trott	175	117	8	14.62	5-18 1
P.D.Trego	132	93	6	15.50	2-21 -
A.Symonds	437	308	16	19.25	5-21 1
M.A.Ealham	1505	790	34	23.23	4-10 -
J.C.Tredwell	372	237	8	29.62	3-7 -
M.J.Saggers	496	350	11	31.81	3-14 -

#### Leading career One Day batting av

Name	M	I	NO	Runs	HS	Avg
R.W.T.Key	75	70	6	2088	114	32.62
M.J.Banes	4	4	0	130	82	32.50
A.Symonds	155	133	12	3519	143*	29.08
A.G.R.Loudon	4	4	1	85	53	28.33
M.J.Walker	164	154	20	3591	117	26.79
G.S.Blewett	75	73	6	1746	89	26.05
M.A.Ealham	307	254	58	4965	112	25.33
D.P.Fulton	69	68	2	1328	82	20.12
E.T.Smith	45	42	3	775	87	19.87
G.O.Jones	14	13	2	200	39	18.18
J.C.Tredwell	25	19	5	231	71	16.50

#### Leading career One Day bowling av

Name	Balls	R	Wkts	Avg	Best
R.S.Ferley	142	73	4	18.25	2-30
M.J.Walker	525	411	18	22.83	4-24
M.J.Saggers	3087	2316	96	24.12	5-22
A.Sheriyar	4099	3355	124	27.05	4-18
M.A.Ealham	13808	9454	347	27.24	6-53
B.J.Trott	1099	853	31	27.51	5-18
A.Symonds	3736	3007	109	27.58	5-18
J.C.Tredwell	887	668	24	27.83	3-7

#### C&G Trophy County Records

<b>Highest Total</b>		
384-6	v Berkshire	1994
<b>Highest Total Batting Second</b>		
339	v Somerset	2002
<b>Lowest Total (completed Innings)</b>		
60	v Somerset	1979

<b>Highest Score (Individual)</b>		
136*	C.L.Hooper v Berkshire	1994
<b>Best Bowling (Individual)</b>		
8-31	D.L.Underwood v Scotland	1987
<b>Most Runs in a career (Individual)</b>		
1247	B.W.Luckhurst	28 matches

<b>Most Wickets in a career (Individual)</b>		
77	D.L.Underwood	57 matches
<b>Most Dismissals in a career (Individual)</b>		
65	A.P.E.Knott	46 matches
<b>Most catches in a career (Individual)</b>		
21	D.L.Underwood	57 matches





## Third Round Preview Staffordshire v Surrey

### Match Details

**Venue:** Stone; 01785 813 068  
**Contact:** Stuart Bourne, 10 The Pavementm Brewood, Staffs, ST19 9BZ  
**Umpires:** A A Jones & K Shuttleworth

**PREVIEW:** STAFFORDSHIRE did not disgrace themselves at this stage last season when they caused problems for Warwickshire but four-day champions Surrey will prove even tougher opposition. Staffordshire dismissed Warwickshire for 192 and were threatening an upset after reaching 101 for three before their innings fizzled out as they were skittled for 142.

The wet weather was a major factor in Surrey's semi-final defeat at Yorkshire last season but it is 12 years since they last reached the final of this competition.

### Staffordshire Statistics

How they did in 2002 – R3 lost to Warwickshire by 50 runs

#### Leading 2003 C&G batting av

Name	M	I	NO	Runs	HS	Avg
G.D.Franklin	1	1	0	63	63	63.00
G.F.Archer	1	1	0	58	58	58.00
R.J.Bailey	1	1	0	19	19	19.00
P.F.Shaw	1	1	0	15	15	15.00
M.J.R.Rindel	1	1	0	13	13	13.00
S.J.Dean	1	1	0	2	2	2.00
M.I.Humphries	1	1	1	33	33*	-
D.R.Womble	1	1	1	31	31*	-

#### Leading 2003 C&G bowling av

Name	O	M	R	Wkts	Avg	Best
M.J.R.Rindel	8.4	3	21	4	5.25	4-21
R.J.Bailey	4	0	16	3	5.33	3-16
D.Follett	8	1	33	2	16.50	2-33
R.Cooper	6	2	22	1	22.00	1-22
G.Bulpitt	7	1	22	0	-	-
D.R.Womble	3	0	27	0	-	-

#### Leading 2002 C&G batting av

Name	M	I	NO	Runs	HS	Avg
O.D.Gibson	2	2	1	143	102*	143.00
G.F.Archer	3	3	1	176	89*	88.00
P.F.Shaw	3	3	0	88	62	29.33
M.I.Humphries	3	2	1	28	18	28.00
M.Longmore	3	3	0	63	40	21.00
S.J.Dean	3	3	0	42	19	14.00
R.P.Harvey	3	2	0	20	18	10.00
D.R.Womble	1	1	0	8	8	8.00
D.J.Edwards	2	1	0	5	5	5.00

#### Leading 2002 C&G bowling av

Name	O	M	R	Wkts	Avg	Best
R.A.Cooper	28.4	1	127	11	11.54	5-42
D.Follett	18	5	66	5	13.20	4-17
D.R.Womble	10	0	42	3	14.00	3-42
G.Bulpitt	24	3	79	4	19.75	2-35
G.D.Crook	10	0	43	2	21.50	2-43
O.D.Gibson	18	1	66	2	33.00	2-49

#### C&G Trophy County Records

<b>Highest Total</b>	268	v Hertfordshire	2001
<b>Highest Total Batting Second</b>	268	v Kent	1995
<b>Lowest Total (completed Innings)</b>	46	v Devon	1995
<b>Highest Score (Individual)</b>	105*	L.Potter v Kent	1999
<b>Best Bowling (Individual)</b>	5-42	R.Cooper v Hertfordshire	2001
<b>Most Runs in a career (Individual)</b>	302	S.J.Dean	21 matches
<b>Most Wickets in a career (Individual)</b>	12	R.Cooper	5 matches
<b>Most Dismissals in a career (Individual)</b>	17	M.I.Humphries	17 matches
<b>Most catches in a career (Individual)</b>	12	S.J.Dean	21 matches

### Surrey Statistics

How they did in 2002 – SF lost to Yorkshire by 10 wickets

#### Leading 2002 C&G batting av

Name	M	I	NO	Runs	HS	Avg
M.R.Ramprakash	4	4	2	297	107*	148.50
N.Shahid	2	2	1	86	65*	86.00
A.D.Brown	4	4	0	313	268	78.25
A.J.Hollooake	3	3	1	137	117*	68.50
I.J.Ward	4	4	0	169	97	42.25
R.Clarke	4	3	0	63	55	21.00
A.J.Stewart	3	2	1	5	3	5.00
Saqlain.Mushtaq	4	1	0	5	5	5.00
A.J.Tudor	1	1	1	17	17*	-
J.N.Batty	2	1	1	6	6*	-
J.Ormond	4	1	1	5	5*	-

#### Leading 2002 C&G bowling av

Name	O	M	R	Wkts	Avg	Best
A.J.Hollooake	15.5	0	127	7	18.14	5-77
J.D.Ratcliffe	4	0	33	1	33.00	1-33
M.P.Bicknell	18	1	110	3	36.66	2-84
E.S.H.Giddins	29	2	186	4	46.50	2-9
R.Clarke	16.1	0	115	2	57.50	2-56
Saqlain.Mushtaq	30	0	180	2	90.00	1-14
A.J.Tudor	9	0	40	0	-	-
J.Ormond	24.1	0	164	0	-	-

#### Leading career C&G batting av

Name	M	I	NO	Runs	HS	Avg
G.P.Thorpe	30	29	8	1159	145*	55.19
A.J.Stewart	50	46	8	1842	125*	48.47
M.A.Butcher	19	19	5	659	91	47.07
I.J.Ward	17	15	2	497	97	38.23
M.R.Ramprakash	36	35	3	1217	107*	38.03
A.J.Hollooake	27	21	4	617	117*	36.29
N.Shahid	12	9	2	249	85*	35.57
A.D.Brown	31	27	2	865	268	34.60
S.A.Newman	3	3	0	100	49	33.33
A.J.Tudor	7	3	2	28	17*	28.00
J.G.E.Benning	2	2	0	43	23	21.50

#### Leading career C&G bowling av

Name	Balls	Run	Wkt	Avg	Best5wi
Saqlain Mushtaq	931	610	28	21.78	4-17 -
M.R.Ramprakash	360	217	9	24.11	2-15 -
A.J.Hollooake	873	745	30	24.83	5-77 1
M.P.Bicknell	2523	1458	58	25.13	4-35 -
A.J.Tudor	399	269	10	26.90	4-39 -
I.D.K.Salisbury	1697	980	33	29.69	3-28 -
T.J.Murtagh	108	86	2	43.00	1-40 -
R.Clarke	121	129	3	43.00	2-56 -

#### Leading career One Day batting av

Name	M	I	NO	Runs	HS	Avg
M.R.Ramprakash	293	283	49	9327	147*	39.85
G.P.Thorpe	301	282	43	9418	145*	39.40
A.J.Stewart	490	462	52	14386	167*	35.08
A.D.Brown	283	273	14	8361	268	32.28
M.A.Butcher	147	130	25	2893	91	27.55
A.J.Hollooake	245	211	31	4906	117*	27.25
I.J.Ward	115	108	11	2620	97	27.01
R.Clarke	18	17	2	388	98*	25.86
N.Shahid	166	142	25	2859	109*	24.43
Azhar Mahmood	133	100	21	1424	67	18.02
M.P.Bicknell	302	157	66	1431	66*	15.72

#### Leading career One Day bowling av

Name	Balls	R	Wkts	Avg	Best
Saqlain Mushtaq	12168	8552	383	22.32	5-20
J.Ormond	3676	2539	110	23.08	4-12
A.J.Hollooake	7965	7120	308	23.11	5-29
A.J.Tudor	2656	2028	86	23.58	4-26
M.P.Bicknell	14733	9780	398	24.57	7-30
M.R.Ramprakash	1338	1030	40	25.75	5-38
T.J.Murtagh	1034	835	27	30.92	4-31
I.D.K.Salisbury	9303	7033	215	32.71	5-30

#### C&G Trophy County Records

<b>Highest Total</b>	438-5	v Glamorgan	2002
<b>Highest Total Batting Second</b>	350	v Worcestershire	1994
<b>Lowest Total (completed Innings)</b>	74	v Kent	1967

<b>Highest Score (Individual)</b>	268	A.D.Brown v Glamorgan	2002
<b>Best Bowling (Individual)</b>	7-33	R.D.Jackman v Yorkshire	1970
<b>Most Runs in a career (Individual)</b>	1842	A.J.Stewart	50 matches

<b>Most Wickets in a career (Individual)</b>	62	R.D.Jackman	28 matches
<b>Most Dismissals in a career (Individual)</b>	53	A.J.Stewart	31 matches
<b>Most catches in a career (Individual)</b>	19	G.R.J.Rooper	32 matches



## Third Round Preview Scotland v Somerset

### Match Details

**Venue:** The Grange; 0131 332 2148  
**Contact:** Scottish Cricket Union, National Cricket Academy, MES Sports Centre, Ravelston, Edinburgh, EH4 3NT  
**Umpires:** B Dudleston & N J Llong

**PREVIEW:** SCOTLAND have entered the National League for the first time this season and will hope the extra one-day experience will enhance their hopes of progress in the C&G Trophy.

Last year's runners-up Somerset are unlikely to be relishing the trip north of the border where they will face a side including South Africa one-day international Jon Kent.

The Scots cruised into the third round courtesy of a 10-wicket thrashing of Dorset, who were skittled for 101.

### Scotland Statistics

How they did in 2002 – R3 lost to Surrey by 55 runs

#### Leading 2003 C&G batting av

Name	M	I	NO	Runs	HS	Avg
C.J.O.Smith	1	1	0	36	36	36.00
J.G.Williamson	1	1	0	28	28	28.00
I.M.Stanger	1	1	0	25	25	25.00
N.J.McRae	1	1	0	16	16	16.00
R.R.Watson	1	1	0	12	12	12.00
D.R.Lockhart	1	1	0	7	7	7.00
D.A.J.Rigby	1	1	1	15	15*	-
P.J.C.Hoffmann	1	1	1	13	13*	-

#### Leading 2003 C&G bowling av

Name	O	M	R	Wkts	Avg	Best
K.Thomson	10	4	29	2	14.50	2-29
P.J.C.Hoffmann	10	3	29	2	14.50	2-29
C.M.Wright	10	0	25	1	25.00	1-25
J.G.Williamson	5	0	26	1	26.00	1-26
I.M.Stanger	7	1	26	1	26.00	1-26
R.M.Haq	8	0	29	0	-	-

#### Leading 2002 C&G batting av

Name	M	I	NO	Runs	HS	Avg
D.G.Wright	2	2	1	108	55	108.00
N.J.McRae	3	2	0	87	83	43.50
C.M.Wright	3	2	1	30	21	30.00
J.G.Williamson	3	2	0	38	22	19.00
D.R.Lockhart	1	1	0	15	15	15.00
C.J.O.Smith	3	2	0	13	12	6.50
N.F.I.McCallum	2	1	0	4	4	4.00
B.M.W.Patterson	1	1	1	40	40*	-
R.R.Watson	1	1	1	14	14*	-

#### Leading 2002 C&G bowling av

Name	O	M	R	Wkts	Avg	Best
S.J.Davidson	24	1	85	7	12.14	4-43
D.J.Cox	20	3	64	4	16.00	3-28
D.G.Wright	17	3	51	3	17.00	2-37
C.M.Wright	23	6	69	3	23.00	2-12
P.D.Steindl	9	2	26	1	26.00	1-26
K.Thomson	10	2	41	1	41.00	1-41

#### C&G Trophy County Records

<b>Highest Total</b>	250-9	v Gloucestershire	1997
<b>Highest Total Batting Second</b>	250-9	v Gloucestershire	1997
<b>Lowest Total (completed Innings)</b>	74	v Kent	1987
<b>Highest Score (Individual)</b>	109*	S.T.Crawley v Nottinghamshire CB	1999
<b>Best Bowling (Individual)</b>	5-23	C.M.Wright v Worcestershire	1998
<b>Most Runs in a career (Individual)</b>	342	B.M.W.Patterson	12 matches
<b>Most Wickets in a career (Individual)</b>	17	C.M.Wright	10 matches
<b>Most Dismissals in a career (Individual)</b>	6	C.J.O.Smith	8 matches
<b>Most catches in a career (Individual)</b>	6	R.G.Swan	9 matches

### Somerset Statistics

How they did in 2002 – Runners-up lost to Yorkshire by 6 wickets

#### Leading 2002 C&G batting av

Name	M	I	NO	Runs	HS	Avg
M.E.Trescothick	3	2	0	160	133	80.00
K.A.Parsons	5	5	1	242	121	60.50
P.D.Bowler	5	5	0	287	104	57.40
I.D.Blackwell	5	5	1	168	86	42.00
K.P.Dutch	5	4	3	40	13*	40.00
J.Cox	4	4	0	144	64	36.00
M.Burns	5	5	0	152	72	30.40
R.J.Turner	5	4	1	88	47	29.33
M.J.Wood	3	2	0	25	19	12.50
R.L.Johnson	3	1	0	2	2	2.00
M.P.L.Bulbeck	4	2	2	4	4*	-

#### Leading 2002 C&G bowling av

Name	O	M	R	Wkts	Avg	Best
G.D.Rose	7	1	13	1	13.00	1-13
P.S.Jones	43.1	1	219	8	27.37	3-47
K.A.Parsons	32	0	166	6	27.66	4-55
R.L.Johnson	28	4	140	5	28.00	3-51
J.Cox	7	0	33	1	33.00	1-33
M.Burns	19	0	123	3	41.00	2-53
K.P.Dutch	28	1	125	3	41.66	3-26
M.P.L.Bulbeck	29	1	160	3	53.33	2-16

#### Leading career C&G batting av

Name	M	I	NO	Runs	HS	Avg
A.V.Suppiah	1	1	0	70	70	70.00
P.S.Jones	18	4	3	47	26*	47.00
P.C.L.Holloway	16	15	3	549	90	45.75
M.E.Trescothick	18	16	0	715	133	44.68
K.A.Parsons	27	25	8	730	121	42.94
J.Cox	15	15	1	574	114	41.00
K.P.Dutch	19	15	8	268	61*	38.28
W.J.Durston	2	2	0	75	50	37.50
N.A.M.McLean	6	6	3	112	36	37.33
R.J.Turner	27	22	8	491	52	35.07
P.D.Bowler	36	36	0	1108	111	30.77

#### Leading career C&G bowling av

Name	Balls	Run	Wkt	Avg	Best5wi
A.W.Laraman	201	125	9	13.88	4-39 -
N.A.M.McLean	307	177	9	19.66	3-27 -
A.R.Caddick	1694	940	45	20.88	6-30 2
M.P.L.Bulbeck	229	178	8	22.25	5-18 1
M.Parsons	60	70	3	23.33	3-70 -
R.L.Johnson	1260	927	36	25.75	5-50 1
K.A.Parsons	1136	858	32	26.81	4-43 -
P.S.Jones	902	766	24	31.91	4-25 -

#### Leading career One Day batting av

Name	M	I	NO	Runs	HS	Avg
M.E.Trescothick	190	178	15	5638	137	34.58
J.Cox	79	79	2	2581	114	33.51
P.D.Bowler	315	307	20	9136	138*	31.83
P.C.L.Holloway	133	122	22	2887	117	28.87
K.A.Parsons	168	145	31	3239	121	28.41
R.J.Turner	203	176	56	3114	70	25.95
M.Burns	177	166	17	3859	115*	25.89
I.D.Blackwell	115	106	9	2295	97	23.65
A.V.Suppiah	5	5	0	115	70	23.00
M.J.Wood	25	22	1	444	88*	21.14
K.P.Dutch	131	114	30	1602	64	19.07

#### Leading career One Day bowling av

Name	Balls	R	Wkts	Avg	Best
A.W.Laraman	901	675	33	20.45	6-42
M.E.Trescothick	1553	1292	50	25.84	4-50
P.S.Jones	4831	4067	157	25.90	5-23
A.R.Caddick	10453	7062	271	26.05	6-30
K.P.Dutch	4751	3602	135	26.68	6-40
M.Burns	1613	1494	53	28.18	4-39
M.P.L.Bulbeck	1327	1075	37	29.05	5-18
R.L.Johnson	6218	5007	160	31.29	5-50

#### C&G Trophy County Records

<b>Highest Total</b>	413-4	v Devon	1990
<b>Highest Total Batting Second</b>	339-9	v Warwickshire	1995
<b>Lowest Total (completed Innings)</b>	58	v Middlesex	2000

<b>Highest Score (Individual)</b>	162*	C.J.Tavare v Devon	1990
<b>Best Bowling (Individual)</b>	7-27	D.Gough v Ireland	1997
<b>Most Runs in a career (Individual)</b>	1209	I.V.A.Richards	31 matches

<b>Most Wickets in a career (Individual)</b>	65	J.Garner	26 matches
<b>Most Dismissals in a career (Individual)</b>	42	R.J.Turner	27 matches
<b>Most catches in a career (Individual)</b>	16	I.V.A.Richards	31 matches



## Third Round Preview Devon v Lancashire

### Match Details

**Venue:** Exmouth; 01395 272 771  
**Contact:** Geoff Evans, Blueberry Haven, 20 Boucher Road, Budleigh Salterton, Devon, EX9 6JF  
**Umpires:** G Sharp & R K Illingworth

**PREVIEW:** LANCASHIRE would be more than happy to emulate their rivals from across the Pennines when they meet Devon at Exmouth.

Twelve months ago Yorkshire beat Devon by 143 runs, and a margin of victory anywhere near as comprehensive will be greeted warmly by the Lancashire players.

They will also be glad to note that the Ian Bishop who lined up against Cumberland in the second round is the former Somerset seamer, rather than the West Indian fast bowling legend.

### Devon Statistics

How they did in 2002 – R3 lost to Yorkshire by 143 runs

#### Leading 2003 C&G batting av

Name	M	I	NO	Runs	HS	Avg
R.I.Dawson	1	1	0	138	138	138.00
M.P.Hunt	1	1	0	70	70	70.00
A.J.Procter	1	1	0	25	25	25.00
D.A.Mitchell	1	1	0	10	10	10.00
D.G.Court	1	1	0	7	7	7.00
T.A.Wright	1	1	0	6	6	6.00
M.R.Gribble	1	1	1	6	6*	-
M.L.Allin	1	1	1	4	4*	-

#### Leading 2003 C&G bowling av

Name	O	M	R	Wkts	Avg	Best
M.A.E.Richards	10	2	22	4	5.50	4-22
T.S.Annings	7.5	0	40	3	13.33	3-40
A.J.Procter	10	2	28	2	14.00	2-28
I.E.Bishop	8	1	26	1	26.00	1-26
D.G.Court	6	1	19	0	-	-
D.A.Mitchell	2	0	20	0	-	-

#### Leading 2002 C&G batting av

Name	M	I	NO	Runs	HS	Avg
R.I.Dawson	2	2	0	119	88	59.50
G.T.J.Townsend	1	1	0	36	36	36.00
J.J.Williams	2	2	0	45	40	22.50
D.F.Lye	2	2	0	38	22	19.00
N.D.Hancock	2	2	0	32	20	16.00
S.Priscott	1	1	0	7	7	7.00
K.A.O.Barrett	1	1	0	6	6	6.00
P.M.Roebuck	1	1	1	30	30*	-
M.A.E.Richards	1	1	1	11	11*	-

#### Leading 2002 C&G bowling av

Name	O	M	R	Wkts	Avg	Best
P.M.Roebuck	10	2	20	1	20.00	1-20
N.D.Hancock	18	0	85	4	21.25	2-41
D.G.Court	8	0	47	2	23.50	2-47
A.J.Procter	20	1	96	3	32.00	2-53
M.A.E.Richards	10	3	35	1	35.00	1-35
I.E.Bishop	10	0	60	1	60.00	1-60

#### C&G Trophy County Records

<b>Highest Total</b>	285-6	v Cumberland	2002
<b>Highest Total Batting Second</b>	268-7	v Bedfordshire	2001
<b>Lowest Total (completed Innings)</b>	67	v Somerset	1990
<b>Highest Score (Individual)</b>	138	R.I.Dawson v Cumberland	2002
<b>Best Bowling (Individual)</b>	6-14	R.D.Healey v Hertfordshire	1969
<b>Most Runs in a career (Individual)</b>	410	N.A.Folland	16 matches
<b>Most Wickets in a career (Individual)</b>	13	K.Donohue	11 matches
<b>Most Dismissals in a career (Individual)</b>	10	A.K.Hele	6 matches
<b>Most catches in a career (Individual)</b>	12	N.A.Folland	16 matches

### Lancashire Statistics

How they did in 2002 – R4 lost to Essex by 9 wickets

#### Leading 2002 C&G batting av

Name	M	I	NO	Runs	HS	Avg
M.J.Chilton	2	2	1	118	76*	118.00
G.Chapple	2	2	1	82	81*	82.00
A.Flinton	2	1	0	45	45	45.00
G.D.Lloyd	2	1	0	27	27	27.00
N.H.Fairbrother	1	1	0	15	15	15.00
C.P.Schofield	2	1	0	13	13	13.00
S.G.Law	2	1	0	4	4	4.00
A.J.Swann	1	1	0	4	4	4.00
J.Wood	2	1	0	1	1	1.00
D.Byas	1	1	1	5	5*	-
P.J.Martin	2	1	1	1	1*	-

#### Leading 2002 C&G bowling av

Name	O	M	R	Wkts	Avg	Best
P.J.Martin	15	1	39	2	19.50	2-21
C.P.Schofield	12	0	60	3	20.00	2-28
K.W.Hogg	9	2	44	2	22.00	2-27
A.Flinton	14	2	70	2	35.00	2-46
J.Wood	10.3	1	46	0	-	-
G.Chapple	14.2	1	61	0	-	-

#### Leading career C&G batting av

Name	M	I	NO	Runs	HS	Avg
M.J.Chilton	5	5	1	230	76*	57.50
A.Flinton	19	16	4	612	135*	51.00
I.J.Sutcliffe	10	10	2	401	103*	50.12
S.G.Law	18	16	1	710	107	47.33
M.R.Currie	3	3	0	118	94	39.33
A.J.Swann	5	4	0	153	74	38.25
P.J.Martin	29	11	8	106	31*	35.33
M.B.Loye	21	20	4	527	124*	32.93
M.Watkinson	46	40	7	1064	130	32.24
W.K.Hegg	43	22	1	411	60	19.57
C.P.Schofield	10	3	0	56	42	18.66

#### Leading career C&G bowling av

Name	Balls	Run	Wkt	Avg	Best5wi
P.J.Martin	1670	947	55	17.21	5-16 2
C.P.Schofield	401	317	16	19.81	4-34 -
K.W.Hogg	54	44	2	22.00	2-27 -
G.Chapple	1190	868	27	32.14	6-18 2
J.M.Anderson	120	98	3	32.66	2-64 -
J.Wood	606	419	12	34.91	3-43 -
A.Flinton	569	364	10	36.40	2-19 -
M.Watkinson	2681	1751	46	38.06	3-14 -

#### Leading career One Day batting av

Name	M	I	NO	Runs	HS	Avg
S.G.Law	197	187	11	6035	133	34.28
M.B.Loye	181	176	21	5240	124*	33.80
I.J.Sutcliffe	81	79	8	2272	105*	32.00
A.J.Swann	37	33	6	860	83*	31.85
M.J.Chilton	70	67	8	1675	102	28.38
A.Flinton	155	138	10	3396	143	26.53
J.J.Haynes	13	7	2	120	59*	24.00
M.Watkinson	363	288	59	5267	130	23.00
W.K.Hegg	351	206	69	2878	81	21.00
C.P.Schofield	60	42	9	597	52	18.09
K.W.Hogg	22	11	4	109	24	15.57

#### Leading career One Day bowling av

Name	Balls	R	Wkts	Avg	Best
K.W.Hogg	815	535	27	19.81	4-20
P.J.Martin	10275	7016	309	22.70	5-16
C.P.Schofield	2118	1704	71	24.00	5-31
J.M.Anderson	974	812	32	25.37	4-25
A.Flinton	4430	3078	121	25.43	4-11
M.J.Chilton	770	683	26	26.26	5-26
Harbhajan Singh	4056	2852	97	29.40	5-43
G.Chapple	7631	5771	193	29.90	6-18

#### C&G Trophy County Records

<b>Highest Total</b>	381-3	v Hertfordshire	1999
<b>Highest Total Batting Second</b>	299-5	v Middlesex	1990
<b>Lowest Total (completed Innings)</b>	59	v Worcestershire	1963

<b>Highest Score (Individual)</b>	135*	A.Flinton	v Surrey	2000
<b>Best Bowling (Individual)</b>	6-18	G.Chapple	v Essex	1996
<b>Most Runs in a career (Individual)</b>	1920	C.H.Lloyd		42 matches

<b>Most Wickets in a career (Individual)</b>	79	J.Simmons	57 matches
<b>Most Dismissals in a career (Individual)</b>	56	W.K.Hegg	43 matches
<b>Most catches in a career (Individual)</b>	27	J.Simmons	57 matches





## Third Round Preview Northumberland v Leicestershire

### Match Details

**Venue:** Jesmond; 0191 281 2738  
**Contact:** Alan Stephenson, c/o NCCC, Osborne Avenue, Jesmond, Newcastle upon Tyne NE2 1JS  
**Umpires:** A Clarkson & N A Mallender

**PREVIEW:** BRADLEY Parker steered Northumberland into the third round as Yorkshire CB's bowlers were made to suffer at Jesmond.

The former Yorkshire batsman led the way with 108, while Chris Hewison also chipped in with 69 as Northumberland amassed an impressive 352 before dismissing the visitors for 226.

Leicestershire made hard work of beating Warwickshire CB at this stage last year - eventually winning by 26 runs - and the 2001 finalists have never won the competition.

### Northumberland Statistics

How they did in 2002 – R2 lost to Staffordshire by 7 wickets

#### Leading 2003 C&G batting av

Name	M	I	NO	Runs	HS	Avg
B.Parker	1	1	0	108	108	108.00
C.J.Hewison	1	1	0	69	69	69.00
S.Chapman	1	1	0	44	44	44.00
J.B.Windows	1	1	0	33	33	33.00
M.P.Speight	1	1	0	30	30	30.00
S.Nazir	1	1	0	12	12	12.00
D.J.Rutherford	1	1	0	9	9	9.00
J.A.Graham	1	1	0	9	9	9.00

#### Leading 2003 C&G bowling av

Name	O	M	R	Wkts	Avg	Best
G.Angus	7	0	29	2	14.50	2-29
L.J.Crozier	10	0	44	3	14.66	3-44
D.J.Rutherford	5	0	33	2	16.50	2-33
J.B.Windows	3.1	0	27	1	27.00	1-27
S.Chapman	10	1	39	1	39.00	1-39
S.Nazir	10	2	19	0	-	-
C.J.Hewison	2	0	20	0	-	-

#### Leading 2002 C&G batting av

Name	M	I	NO	Runs	HS	Avg
J.A.Graham	1	1	0	55	55	55.00
S.Chapman	1	1	0	40	40	40.00
J.N.Miller	1	1	0	19	19	19.00
B.Parker	1	1	0	13	13	13.00
G.Hallam	1	1	0	10	10	10.00
D.J.Rutherford	1	1	0	10	10	10.00
P.J.Nicholson	1	1	0	4	4	4.00
G.Angus	1	1	0	2	2	2.00
R.J.Sellers	1	1	0	1	1	1.00

#### Leading 2002 C&G bowling av

Name	O	M	R	Wkts	Avg	Best
G.Angus	10	4	25	2	12.50	2-25
M.L.Pollard	10	2	27	1	27.00	1-27
J.A.Graham	3	0	26	0	-	-
D.J.Rutherford	9	0	36	0	-	-
J.B.Windows	5	0	47	0	-	-
S.Chapman	8.1	0	70	0	-	-

### C&G Trophy County Records

<b>Highest Total</b>	352	v Yorkshire CB	2002
<b>Highest Total Batting Second</b>	245-6	v Surrey	1989
<b>Lowest Total (completed Innings)</b>	71	v Essex	1987
<b>Highest Score (Individual)</b>	108	B.Parker v Yorkshire CB	2002
<b>Best Bowling (Individual)</b>	6-52	S.J.Foster v Leicestershire	2000
<b>Most Runs in a career (Individual)</b>	185	B.Parker	5 matches
<b>Most Wickets in a career (Individual)</b>	12	S.J.Foster	3 matches
<b>Most Dismissals in a career (Individual)</b>	6	K.Corby	4 matches
<b>Most catches in a career (Individual)</b>	6	G.Angus	7 matches

### Leicestershire Statistics

How they did in 2002 – R4 lost to Sussex by 6 wickets

#### Leading 2002 C&G batting av

Name	M	I	NO	Runs	HS	Avg
T.R.Ward	2	2	0	141	112	70.50
D.I.Stevens	2	2	0	119	83	59.50
V.J.Wells	2	2	1	53	49*	53.00
P.A.J.DeFreitas	2	2	0	35	30	17.50
N.D.Burns	2	2	0	24	18	12.00
I.J.Sutcliffe	2	2	0	24	13	12.00
A.S.Wright	1	1	0	10	10	10.00
G.W.Flower	1	1	0	3	3	3.00
D.L.Maddy	2	2	0	6	6	3.00
C.D.Crowe	2	2	1	1	1	1.00
D.E.Malcolm	2	1	0	0	0	0.00

#### Leading 2002 C&G bowling av

Name	O	M	R	Wkts	Avg	Best
D.E.Malcolm	19	3	65	4	16.25	3-24
G.W.Flower	10	0	33	2	16.50	2-33
V.J.Wells	14	1	64	3	21.33	3-32
D.L.Maddy	18.3	1	97	3	32.33	2-46
J.O.Grove	4	0	14	0	-	-
M.J.A.Whiley	4	0	27	0	-	-
P.A.J.DeFreitas	17	3	49	0	-	-
C.D.Crowe	11	0	56	0	-	-

#### Leading career C&G batting av

Name	M	I	NO	Runs	HS	Avg
T.R.Ward	29	29	1	1164	120	41.57
D.I.Stevens	10	9	0	370	133	41.11
P.A.Nixon	31	25	10	465	51	31.00
D.L.Maddy	20	18	2	402	89	25.12
R.J.Cunliffe	12	10	0	234	69	23.40
J.N.Snape	21	17	4	259	54	19.92
P.A.J.DeFreitas	45	29	4	462	69	18.48
L.J.Wright	1	1	0	16	16	16.00
D.S.Brignull	2	2	1	15	9*	15.00
J.K.Maunders	1	1	0	11	11	11.00
D.E.Malcolm	30	14	1	31	10*	2.38

#### Leading career C&G bowling av

Name	Balls	Run	Wkt	Avg	Best5wi
J.O.Grove	84	50	4	12.50	4-36 -
D.S.Brignull	112	85	4	21.25	2-35 -
P.A.J.DeFreitas	2715	1419	57	24.89	5-13 4
D.E.Malcolm	1757	1117	43	25.97	7-35 1
D.L.Maddy	407	345	10	34.50	2-38 -
C.E.Dagnall	54	37	1	37.00	1-37 -
J.N.Snape	535	381	10	38.10	2-19 -
T.R.Ward	174	154	4	38.50	2-25 -

#### Leading career One Day batting av

Name	M	I	NO	Runs	HS	Avg
B.J.Hodge	3	3	1	195	91*	97.50
V.Sehwag	71	69	6	2248	126	35.68
D.L.Maddy	206	186	24	4921	151	30.37
T.R.Ward	308	302	11	8748	131	30.06
D.I.Stevens	86	79	6	2059	133	28.20
R.J.Cunliffe	88	80	10	1962	137*	28.02
M.J.A.Whiley	21	7	6	28	14*	28.00
P.A.Nixon	256	219	47	3983	96*	23.15
J.N.Snape	188	148	40	2457	104*	22.75
P.A.J.DeFreitas	432	306	64	4524	75*	18.69
C.E.Dagnall	26	8	2	89	28	14.83

#### Leading career One Day bowling av

Name	Balls	R	Wkts	Avg	Best
C.E.Dagnall	1259	784	36	21.77	4-34
D.S.Brignull	166	137	6	22.83	2-35
D.E.Malcolm	8850	6791	245	27.71	7-35
P.A.J.DeFreitas	20934	13726	492	27.89	5-13
D.L.Maddy	3534	3053	109	28.00	4-16
J.N.Snape	5784	4384	154	28.46	5-32
J.O.Grove	1566	1276	38	33.57	4-36
T.R.Ward	414	351	10	35.10	3-20

### C&G Trophy County Records

<b>Highest Total</b>	406-5	v Berkshire	1996
<b>Highest Total Batting Second</b>	295-6	v Derbyshire	1998
<b>Lowest Total (completed Innings)</b>	56	v Northamptonshire	1964

<b>Highest Score (Individual)</b>	201	V.J.Wells v Berkshire	1996
<b>Best Bowling (Individual)</b>	6-20	K.Higgs v Staffordshire	1975
<b>Most Runs in a career (Individual)</b>	1516	D.I.Gower	34 matches

<b>Most Wickets in a career (Individual)</b>	35	A.D.Mullally	20 matches
<b>Most Dismissals in a career (Individual)</b>	33	P.A.Nixon	22 matches
<b>Most catches in a career (Individual)</b>	12	B.F.Smith	22 matches



## Third Round Preview Northamptonshire v Middlesex

### Match Details

**Venue:** Northampton; 01604 51 44 55  
**Contact:** Northamptonshire CCC, County Ground, Wantage Road, Northampton, NN1 4TJ  
**Umpires:** P J Hartley & M J Kitchen

For C&G Trophy County Records see page 21

**PREVIEW:** THESE teams were denied third-round meetings with one of the minor counties after their dismal showings in the National League last season.

Middlesex were left propping up the table and must face first-class opposition for the second successive season following last year's defeat by Essex.

Northamptonshire needed an unbeaten 17 from Darren Cousins to edge past Suffolk in the third round last year after they had been reduced to 104 for eight chasing a target of 129.

### Record Book — One Day Matches at this venue in 2002

#### Northamptonshire

<b>Highest Score</b>	261-8	v Lancashire
<b>Lowest Score (completed Innings)</b>	216	v Essex
<b>Best Batting (Individual)</b>	123 M.B.Loye	v Sri Lanka
<b>Best Bowling (Individual)</b>	5-30 J.A.R.Blain	v Gloucestershire

#### Opponents

<b>Highest Score</b>	303-3	v Yorkshire
<b>Lowest Score (completed Innings)</b>	94	v Gloucestershire
<b>Best Batting (Individual)</b>	140* R.S.Kaluwitharana	v Leicestershire
<b>Best Bowling (Individual)</b>	4-38 A.J.Bichel	v Worcestershire B&H

### Northamptonshire Statistics

How they did in 2002 – R4 lost to Yorkshire by 49 runs

#### Leading 2002 C&G batting av

Name	M	I	NO	Runs	HS	Avg
J.W.Cook	2	2	0	70	70	35.00
D.J.G.Sales	2	2	0	53	44	26.50
M.B.Loye	2	2	0	45	34	22.50
A.L.Penberthy	2	2	0	39	39	19.50
R.J.Warren	2	2	0	27	21	13.50
M.E.K.Hussey	2	2	0	27	15	13.50
G.P.Swann	1	1	0	13	13	13.00
C.G.Greenidge	1	1	0	12	12	12.00
T.M.B.Bailey	2	2	0	14	14	7.00
J.A.R.Blain	1	1	0	6	6	6.00
R.S.G.Anderson	1	1	0	4	4	4.00

#### Leading career C&G batting av

Name	M	I	NO	Runs	HS	Avg
D.E.Paynter	1	1	0	104	104	104.00
T.M.Baker	1	1	0	63	63	63.00
J.W.Cook	6	6	0	305	130	50.83
M.E.Cassar	6	6	1	175	90*	35.00
D.J.G.Sales	11	11	1	341	65	34.10
J.R.Wade	2	2	0	50	38	25.00
A.L.Penberthy	30	21	2	462	79	24.31
D.M.Cousins	10	6	4	48	17*	24.00
M.E.K.Hussey	4	4	0	94	59	23.50
G.P.Swann	9	7	0	155	42	22.14
C.L.Park	2	2	0	38	35	19.00

#### Leading career One Day batting av

Name	M	I	NO	Runs	HS	Avg
D.E.Paynter	3	3	0	133	104	44.33
M.E.K.Hussey	40	40	4	1527	114*	42.41
T.M.Baker	6	2	0	66	63	33.00
D.J.G.Sales	110	105	14	2735	93	30.05
M.E.Cassar	70	67	7	1798	134	29.96
J.W.Cook	55	51	3	1264	130	26.33
A.L.Penberthy	244	197	37	4004	81*	25.02
G.P.Swann	91	72	7	1277	83	19.64
T.M.B.Bailey	48	31	9	418	52	19.00
G.L.Brophy	5	5	0	76	54	15.20
M.J.Cawdron	61	35	14	296	50	14.09

#### Leading 2002 C&G bowling av

Name	O	M	R	Wkts	Avg	Best
D.M.Cousins	18	5	64	3	21.33	2-12
J.A.R.Blain	10	1	47	2	23.50	2-47
J.W.Cook	8	2	25	1	25.00	1-5
J.F.Brown	20	5	77	2	38.50	2-20
R.S.G.Anderson	7	0	53	1	53.00	1-53
A.L.Penberthy	18	1	60	1	60.00	1-17
C.G.Greenidge	10	0	73	1	73.00	1-73
G.P.Swann	9	1	24	0	-	-

#### Leading career C&G bowling av

Name	Balls	Run	Wkt	Avg	Best5wi
B.J.Phillips	90	67	3	22.33	3-14 -
M.J.Cawdron	420	307	12	25.58	4-34 -
J.A.R.Blain	126	103	4	25.75	2-47 -
R.E.King	90	66	2	33.00	2-39 -
D.M.Cousins	497	376	11	34.18	3-39 -
A.L.Penberthy	1393	1005	25	40.20	5-56 1
G.P.Swann	418	324	8	40.50	2-25 -
J.F.Brown	492	365	9	40.55	3-35 -

#### Leading career One Day bowling av

Name	Balls	R	Wkts	Avg	Best
B.J.Phillips	948	698	35	19.94	4-25
J.W.Cook	846	697	30	23.23	4-35
A.Nel	359	241	10	24.10	3-20
D.M.Cousins	4168	3102	118	26.28	5-22
J.A.R.Blain	1057	971	36	26.97	5-24
M.S.Panesar	102	60	2	30.00	2-34
G.P.Swann	2850	2324	77	30.18	5-35
A.L.Penberthy	9668	7444	245	30.38	5-29

### Middlesex Statistics

How they did in 2002 – R3 lost to Essex by 5 wickets

#### Leading 2002 C&G batting av

Name	M	I	NO	Runs	HS	Avg
S.G.Koenig	1	1	0	116	116	116.00
O.A.Shah	1	1	0	20	20	20.00
A.J.Strauss	1	1	0	10	10	10.00
E.C.Joyce	1	1	0	10	10	10.00
Abdur Razzaq	1	1	0	8	8	8.00
P.N.Weekes	1	1	1	76	76*	-
S.J.Cook	1	1	1	39	39*	-

#### Leading career C&G batting av

Name	M	I	NO	Runs	HS	Avg
S.G.Koenig	1	1	0	116	116	116.00
E.C.Joyce	6	6	2	206	73	51.50
P.N.Weekes	21	21	5	596	143*	37.25
D.C.Nash	4	2	0	61	58	30.50
S.J.Cook	4	4	2	53	39*	26.50
R.M.S.Weston	7	7	1	150	56	25.00
A.J.Strauss	5	5	0	124	56	24.80
O.A.Shah	11	11	1	247	49	24.70
B.L.Hutton	2	1	0	14	14	14.00
P.C.R.Tufnell	9	1	0	8	8	8.00
Abdur Razzaq	1	1	0	8	8	8.00

#### Leading career One Day batting av

Name	M	I	NO	Runs	HS	Avg
N.R.D.Compton	5	5	3	129	86*	64.50
O.A.Shah	133	125	15	3068	134	27.89
P.N.Weekes	247	214	36	4774	143*	26.82
Abdur Razzaq	135	115	23	2393	112	26.01
E.C.Joyce	39	36	5	780	73	25.16
A.J.Strauss	67	63	4	1370	90	23.22
J.W.M.Dalrymple	22	19	4	346	52	23.06
D.C.Nash	82	59	15	969	67	22.02
B.L.Hutton	48	38	4	692	77	20.35
S.G.Koenig	17	16	1	291	116	19.40
R.M.S.Weston	51	49	5	836	80*	19.00

#### Leading 2002 C&G bowling av

Name	O	M	R	Wkts	Avg	Best
S.J.Cook	10	0	48	2	24.00	2-48
P.N.Weekes	9	0	50	1	50.00	1-50
Abdur Razzaq	10	0	58	1	58.00	1-58
A.W.Laraman	10	2	59	1	59.00	1-59
B.L.Hutton	2	0	16	0	-	-
T.F.Bloomfield	7.1	1	51	0	-	-

#### Leading career C&G bowling av

Name	Balls	Run	Wkt	Avg	Best5wi
B.L.Hutton	48	58	2	29.00	2-42 -
P.C.R.Tufnell	630	338	11	30.72	3-29 -
S.J.Cook	180	127	4	31.75	2-48 -
T.F.Bloomfield	259	191	6	31.83	4-17 -
O.A.Shah	30	36	1	36.00	1-36 -
P.N.Weekes	1041	752	20	37.60	3-35 -
Abdur Razzaq	60	58	1	58.00	1-58 -
T.E.Savill	111	90	1	90.00	1-45 -

#### Leading career One Day bowling av

Name	Balls	R	Wkts	Avg	Best
A.A.Noffke	204	166	8	20.75	4-34
C.B.Keegan	1603	1233	51	24.17	5-17
Abdur Razzaq	5885	4350	166	26.20	6-35
P.N.Weekes	9377	7437	262	28.38	4-17
J.W.M.Dalrymple	669	542	19	28.52	4-14
B.L.Hutton	931	856	27	31.70	5-45
S.J.Cook	2904	2218	69	32.14	3-16
P.C.R.Tufnell	4363	3109	95	32.72	5-28



## Third Round Preview Hampshire v Sussex

### Match Details

**Venue:** The Rose Bowl; 02380 472 002  
**Contact:** Hampshire CCC, The Rose Bowl, Botley Road, West End, Southampton, SO30 3XH  
**Umpires:** D J Constant & I J Gould

For C&G Trophy County Records see page 21

**PREVIEW:** HAMPSHIRE and Sussex's poor showing in the National League last season means one will be exiting the competition at the earliest hurdle.

On the evidence of 12 months ago, Sussex appear the more likely to progress, having missed out on a semi-final place by only 13 runs last year after a thrilling clash with Surrey.

Hampshire were dumped out in the fourth round, John Crawley's century unable to prevent them going down by six wickets to eventual runners-up Somerset.

### Record Book — One Day Matches at this venue in 2002

#### Hampshire

<b>Highest Score</b>	289-4	v Northamptonshire
<b>Lowest Score (completed Innings)</b>	115	v Kent
<b>Best Batting (Individual)</b>	110* W.S.Kendall	v Middlesex
<b>Best Bowling (Individual)</b>	5-27 A.D.Mascarenhas	v Gloucestershire

#### Opponents

<b>Highest Score</b>	285-6	v Northamptonshire
<b>Lowest Score (completed Innings)</b>	110	v Sussex
<b>Best Batting (Individual)</b>	93 D.J.G.Sales	v Northamptonshire
<b>Best Bowling (Individual)</b>	4-20 K.W.Hogg	v Lancashire

### Hampshire Statistics

How they did in 2002 – R4 lost to Somerset by 6 wickets

#### Leading 2002 C&G batting av

Name	M	I	NO	Runs	HS	Avg
N.C.Johnson	2	2	1	118	66*	118.00
D.A.Kenway	2	2	0	106	76	53.00
R.A.Smith	2	2	1	30	28	30.00
A.D.Mascarenhas	2	1	0	20	20	20.00
G.W.White	2	1	0	2	2	2.00
J.S.Laney	1	1	0	0	0	0.00
J.P.Crawley	1	1	1	113	113*	-
N.Pothas	2	1	1	10	10*	-

#### Leading career C&G batting av

Name	M	I	NO	Runs	HS	Avg
R.A.Smith	47	46	14	2364	158	73.87
D.A.Kenway	5	5	0	232	76	46.40
A.D.Mascarenhas	13	11	4	307	73	43.85
J.P.Crawley	27	26	4	927	113*	42.13
S.M.Katich	3	3	1	84	40*	42.00
I.Brunnschweiler	1	1	0	37	37	37.00
W.S.Kendall	11	8	2	127	39	21.16
S.D.Udal	30	12	5	136	39*	19.42
Wasim Akram	20	16	4	229	50	19.08
L.R.Prittupaul	4	4	0	75	30	18.75
A.D.Mullally	27	10	5	58	19*	11.60

#### Leading career One Day batting av

Name	M	I	NO	Runs	HS	Avg
J.D.Francis	17	17	5	550	103*	45.83
R.A.Smith	406	392	57	14100	167*	42.08
S.M.Katich	28	27	5	837	70*	38.04
N.Pothas	23	19	8	362	53*	32.90
J.P.Crawley	214	207	16	5816	114	30.45
D.A.Kenway	75	70	3	1791	93*	26.73
W.S.Kendall	113	100	14	1869	110*	21.73
A.D.Mascarenhas	118	104	16	1703	79	19.35
Wasim Akram	523	414	87	6090	89*	18.62
A.C.Morris	42	25	8	282	48*	16.58
L.R.Prittupaul	38	29	3	406	61	15.61

#### Leading 2002 C&G bowling av

Name	O	M	R	Wkts	Avg	Best
C.T.Tremlett	18.5	3	72	4	18.00	3-20
W.S.Kendall	7	0	26	1	26.00	1-8
A.D.Mullally	19	2	69	2	34.50	1-16
A.D.Mascarenhas	18	1	82	2	41.00	1-34
S.D.Udal	20	1	90	2	45.00	2-33
N.C.Johnson	10	0	55	1	55.00	1-27
G.W.White	0.1	0	4	0	-	-

#### Leading career C&G bowling av

Name	Balls	Run	Wkt	Avg	Best5wi
C.G.van der Gucht	144	95	5	19.00	3-35 -
A.D.Mascarenhas	654	385	20	19.25	4-25 -
A.D.Mullally	1656	935	44	21.25	5-18 1
C.T.Tremlett	185	142	6	23.66	3-20 -
S.D.Udal	1695	1003	39	25.71	4-20 -
Wasim Akram	1280	813	29	28.03	4-27 -
L.R.Prittupaul	156	125	4	31.25	2-53 -
E.S.H.Giddins	1337	878	25	35.12	3-24 -

#### Leading career One Day bowling av

Name	Balls	R	Wkts	Avg	Best
C.van der Gucht	144	95	5	19.00	3-35
C.T.Tremlett	1551	1082	48	22.54	4-25
Wasim Akram	26206	17261	764	22.59	5-10
A.D.Mascarenhas	4957	3446	144	23.93	5-27
A.D.Mullally	13030	8435	301	28.02	5-15
E.S.H.Giddins	8520	6230	216	28.84	5-20
A.C.Morris	1188	1023	34	30.08	4-49
S.D.Udal	13050	9469	311	30.44	5-43

### Sussex Statistics

How they did in 2002 – QF lost to Surrey by 14 runs

#### Leading 2002 C&G batting av

Name	M	I	NO	Runs	HS	Avg
R.R.Montgomerie	3	3	1	241	126*	120.50
M.W.Goodwin	3	3	1	158	110*	79.00
B.Zuiderent	1	1	0	50	50	50.00
T.R.Ambrose	3	3	0	111	95	37.00
M.J.Prior	2	1	0	34	34	34.00
C.J.Adams	1	1	0	33	33	33.00
M.H.Yardy	3	2	0	62	52	31.00
R.Martin-Jenkins	3	3	2	29	15	29.00
P.A.Cotley	2	2	0	43	42	21.50
W.J.House	2	2	0	19	18	9.50
K.J.Innes	2	1	0	1	1	1.00

#### Leading career C&G batting av

Name	M	I	NO	Runs	HS	Avg
R.R.Montgomerie	15	15	4	755	126*	68.63
C.J.Adams	26	25	6	1144	129*	60.21
M.W.Goodwin	6	6	1	267	110*	53.40
T.R.Ambrose	3	3	0	111	95	37.00
C.D.Hopkinson	2	2	0	58	43	29.00
B.Zuiderent	7	7	0	199	99	28.42
P.A.Cotley	31	30	7	610	68	26.52
Mushtaq Ahmed	11	7	3	100	35	25.00
R.Martin-Jenkins	5	4	2	45	16	22.50
J.D.Lewry	8	5	3	35	16	17.50
K.J.Innes	7	4	2	34	25	17.00

#### Leading career One Day batting av

Name	M	I	NO	Runs	HS	Avg
C.J.Adams	268	254	41	8631	163	40.52
R.R.Montgomerie	144	141	15	4655	129*	36.94
M.W.Goodwin	131	127	11	3513	112*	30.28
T.R.Ambrose	26	24	1	621	95	27.00
P.A.Cotley	249	220	41	4423	96	24.70
K.J.Innes	73	48	17	742	55	23.93
B.Zuiderent	45	42	2	897	102*	22.42
C.D.Hopkinson	7	6	1	91	43	18.20
M.J.G.Davis	45	26	10	277	30*	17.31
M.H.Yardy	33	28	5	348	59	15.13
R.Martin-Jenkins	104	76	8	839	50	12.33

#### Leading 2002 C&G bowling av

Name	O	M	R	Wkts	Avg	Best
R.J.Kirtley	17.1	3	58	5	11.60	3-46
B.V.Taylor	28	6	119	7	17.00	4-37
M.H.Yardy	18	0	107	4	26.75	3-39
R.Martin-Jenkins	28	4	111	3	37.00	2-65
M.J.G.Davis	30	1	127	1	127.00	1-28
W.J.House	7	0	28	0	-	-
P.A.Cotley	6	0	39	0	-	-
K.J.Innes	13	0	83	0	-	-

#### Leading career C&G bowling av

Name	Balls	Run	Wkt	Avg	Best5wi
P.M.Hutchison	132	62	5	12.40	3-18 -
Mushtaq Ahmed	754	362	22	16.45	5-26 1
S.Rashid	332	254	15	16.93	4-30 -
B.V.Taylor	378	245	13	18.84	4-26 -
R.J.Kirtley	565	402	20	20.10	5-39 1
J.D.Lewry	504	330	15	22.00	4-42 -
R.Martin-Jenkins	288	163	7	23.28	2-24 -
M.A.Robinson	1908	1042	38	27.42	4-32 -

#### Leading career One Day bowling av

Name	Balls	R	Wkts	Avg	Best
S.Rashid	332	254	15	16.93	4-30
P.M.Hutchison	1333	920	46	20.00	4-34
B.V.Taylor	2707	1862	88	21.15	5-28
R.J.Kirtley	5579	4245	183	23.19	5-33
J.D.Lewry	2679	2089	71	29.42	4-29
R.Martin-Jenkins	4702	3165	107	29.57	4-22
Mushtaq Ahmed	11455	7821	260	30.08	7-24
M.A.Robinson	11696	7729	254	30.42	4-23





## Trophy results & fixtures 2003

### Round One Thursday 29th Aug 2002 (30th Aug Reserve Day)

1. Oxfordshire lost to Lancashire CB by 31 runs .....Luton
2. Berkshire beat Ireland by 4 wickets .....Finchampstead
3. Worcestershire CB beat Dorset by 5 wickets .....Kidderminster
4. \*Denmark lost to Leics CB by 4 wickets .....Ratcliffe College
5. Cornwall beat Somerset CB by 2 runs .....Camborne
6. Middlesex CB beat Derbyshire CB by 38 runs .....Southgate
7. Warwickshire CB lost to Herefordshire by 73 runs .....Coventry & NW
8. Gloucestershire CB lost to Surrey CB by 17 runs .....Bristol
9. Buckinghamshire beat Suffolk by 230 runs .....Dinton
10. Hampshire CB beat Wiltshire by 94 runs .....Hursley Park
11. Bedfordshire beat Hertfordshire by 8 wickets .....Luton Town
12. Cumberland beat Notts CB by 86 runs .....Keswick
13. Cheshire beat Huntingdonshire by 12 runs .....Toft
14. Northamptonshire CB lost to Yorkshshire CB by 57 runs .....Northampton

\*Leicestershire CB played at Home, as Denmark's pitch has not yet been approved for staging Trophy matches.

**Teams receiving 1st round byes:** Devon, Sussex CB, Essex CB, Shropshire, Norfolk, Lincolnshire, Kent CB, Durham CB, Scotland, Holland, Northumberland, Cambridgeshire, Staffordshire, Wales Minor Counties

### Round Two Thursday 12 Sep 2002 (13 Sep Reserve Day)

15. Scotland beat Lancashire CB by 3 wickets .....Aberbeenshire
16. Berkshire beat Norfolk by 6 wickets .....Reading
17. Worcestershire CB beat Sussex CB by 6 wickets .....Kidderminster
18. Kent CB beat Leicestershire CB by 7 wickets .....The Mote
19. Wales lost to Cornwall by 24 runs .....Margam
20. Middlesex CB lost to Cambridgeshire by 7 wickets .....Southgate
21. Durham CB beat Herefordshire by 50 runs .....Darlington
22. Essex CB beat Surrey CB by 49 runs .....Chelmsford
23. Buckinghamshire beat Shropshire by 11 runs .....Beaconsfield
24. Hampshire CB lost to Staffordshire by 105 runs .....Winchester
25. Bedfordshire beat Netherlands by 10 wickets .....Bedford Town
26. Devon beat Cumberland by 127 runs .....Exmouth
27. Cheshire lost to Lincolnshire by 4 runs .....Neston
28. Northumberland beat Yorkshshire CB by 126 runs .....Jesmond

## The Duckworth/Lewis system

All Cheltenham & Gloucester Trophy matches have a reserve day, but if play is still lost to the weather the Duckworth Lewis system can be used to reset targets. The system is based on what percentage of its resources (overs and wickets) a team have left.

With 50 overs left and 10 wickets remaining, a team has 100 per cent of its resources left. The table shows the percentage of resources at other stages in the innings.

### The procedure for working out targets is as follows:

- 1** For each innings: Use the table to calculate the resource percentage lost by the interruption and therefore calculate the resource percentage still available.
- 2** If team 2 have less resources available than team 1, calculate the ratio of the resources available to both teams. Team 2's revised target is obtained by scaling down team 1's score by this ratio.
- 3** If team 2 have more resources available than team 1, calculate the amount by which team 2's resources exceeds team 1's. Work this out as a percentage of 225 (the average 50-over score in ECB matches and one-day internationals). This gives the extra runs to add to team 1's score to give team 2's target.

WICKETS LOST ▶	0	2	5	7	9
<b>OVERS LEFT ▼</b>					
50	100	83.8	49.5	26.5	7.6
40	90.3	77.6	48.3	26.4	7.6
30	77.1	68.2	45.7	26.2	7.6
25	68.5	61.8	43.4	25.9	7.6
20	58.9	54.0	40.0	25.2	7.6
10	34.1	32.5	27.5	20.6	7.5

### Round Three Wednesday 7 May 2003 (8 May Reserve Day)

- 29 Bedfordshire v Warwickshire .....Luton
- 30 Durham CB v Glamorgan .....Darlington
- 31 Buckinghamshire v Gloucestershire .....Ascott Park, Wing
- 32 Cambridgeshire v Yorkshire .....March
- 33 Essex CB v Essex .....Chelmsford
- 34 Kent CB v Derbyshire .....Canterbury
- 35 Worcestershire CB v Worcestershire .....New Road
- 36 Berkshire v Durham .....Reading CC
- 37 Lincolnshire v Nottinghamshire .....Lincoln Lindum
- 38 Cornwall v Kent .....Truro
- 39 Staffordshire v Surrey .....Stone
- 40 Scotland v Somerset .....The Grange
- 41 Devon v Lancashire .....Exmouth
- 42 Northumberland v Leicestershire .....Jesmond
- 43 Northamptonshire v Middlesex .....Northampton
- 44 Hampshire v Sussex .....Rose Bowl

### Round Four Wednesday 28th May 2003 (29 May Reserve Day)

- 45 Northamptonshire or Middlesex v Hampshire or Sussex .....
- 46 Northumberland or Leicestershire v Lincolnshire or Nottinghamshire .....
- 47 Berkshire or Durham v Devon or Lancashire .....
- 48 Scotland or Somerset v Staffordshire or Surrey .....
- 49 Cornwall or Kent v Buckinghamshire or Gloucestershire .....
- 50 Worcestershire CB or Worcestershire v Cambridgeshire or Yorkshire .....
- 51 Bedfordshire or Warwickshire v Essex CB or Essex .....
- 52 Durham CB or Glamorgan v Kent CB or Derbyshire .....

### Quarter-Finals 1&2 Tuesday 10th June 2003 (11th June Reserve Day)

- 53 Quarter-Final 1 .....
- 54 Quarter-Final 2 .....

### Quarter-Finals 3&4 Wednesday 11th June 2003 (12th June Reserve Day)

- 55 Quarter-Final 3 .....
- 56 Quarter-Final 4 .....

### Semi-Final 1 Thursday 7th August 2003 (8th August Reserve Day)

- 57 Semi-Final 1 .....

### Semi-Final 2 Saturday 9th August 2003 (10th August Reserve Day)

- 58 Semi-Final 2 .....

### Final Saturday 30th August 2002 (31st August Reserve Day)

- 59 Final .....Lord's

## Playing conditions

- One innings per side of up to 50 overs. A maximum of 10 overs per bowler.
- Scheduled hours of play 11am to 6.45pm. Each innings scheduled to last a maximum three hours and 45 minutes. There will normally be two sessions of play of three hours and 30 minutes each, with an interval from 2.30pm to 3.25pm. The interval will be reduced if necessary.
- Two drinks intervals per innings, but these can be cancelled to make up time lost to interruptions.
- The fielding side can be penalised for slow over rates by the addition of runs to the batting side's total.
- For the first 15 overs a minimum of seven fielders plus the bowler and wicket-keeper must be inside the fielding circle as the ball is bowled. For the rest of the innings a minimum of four fielders plus the bowler and wicket-keeper must be inside the circle. The restrictions are lifted earlier when the number of overs is reduced.
- In the event of a tie, the team losing fewer wickets will win. If the sides are still level, the higher score after 15 overs will win.
- In rounds one and two, run rate may be used to set a revised target after a suspension of play. From round three onwards, the Duckworth Lewis system will be used.





## Competition Records 1963-2003

### Highest totals

Total	Teams	Venue	Year
438 for 5	Surrey v Glamorgan	The Oval	2002
429	Glamorgan v Surrey	The Oval	2002
413 for 4	Somerset v Devon	Torquay	1990
406 for 5	Leicestershire v Berkshire	Leicester	1996
404 for 3	Worcestershire v Devon	Worcester	1987
392 for 5	Warwickshire v Oxfordshire	Birmingham	1984
386 for 5	Essex v Wiltshire	Chelmsford	1988

### Highest total batting second

To Lose	Total	Teams	Venue	Year
	429	Glamorgan v Surrey	The Oval	2002

To Win	Total	Teams	Venue	Year
	329 for 5	Sussex v Derbyshire	Derby	1997

### Lowest totals

Total	Teams	Venue	Year
39	Ireland v Sussex	Hove	1994
41	Cambridgeshire v Buckinghamshire	Cambridge	1972
41	Middlesex v Essex	Westcliff	1972
41	Shropshire v Essex	Wellington	1974

### Largest victories

Total	Teams	Venue	Year
346 runs	Somerset beat Devon	Torquay	1990
304 runs	Sussex beat Ireland	Belfast	1996
299 runs	Worcestershire beat Devon	Worcester	1987
291 runs	Essex beat Wiltshire	Chelmsford	1988

### Highest partnerships for each wicket (\*denotes unbroken partnership)

Wkt	Runs	Batsmen	Teams	Year
1	311	A.J.Wright & N.J. Trainor	Gloucestershire v Scotland	1997
2	286	I.S.Anderson & A.Hill	Derbyshire v Cornwall	1986
3	309*	T.S.Curtis & T.M.Moody	Worcestershire v Surrey	1994
4	234*	D.Lloyd & C.H.Lloyd	Lancashire v Gloucs	1978
5	166	M.A.Lynch & G.R.J.Roope	Surrey v Durham	1982
6	226	N.J.Llong & M.V.Fleming	Kent v Cheshire	1999
7	160*	C.J.Richards & I.R.Payne	Surrey v Lincolnshire	1983
8	112	A.L.Penberthy & J.E.Emburey	Northants v Lancashire	1996
9	87	M.A.Nash & A.E.Cordle	Glamorgan v Lincs	1974
10	81	S.Turner & R.E.East	Essex v Yorkshire	1982

### Highest scores (Individual)

Player	Runs	Teams	Venue	Year
A.D.Brown	268	Surrey v Glamorgan	The Oval	2002
A.I.Kallicharran	206	Warwickshire v Oxfordshire	Birmingham	1984
V.J.Wells	201	Leicestershire v Berkshire	Leicester	1996
T.M.Moody	180*	Worcestershire v Surrey	The Oval	1994
J.M.Dakin	179	Leicestershire v Wales	Swansea	2001
C.G.Greenidge	177	Hampshire v Glamorgan	Southampton	1975
A.J.Wright	177	Gloucestershire v Scotland	Bristol	1997
D.R.Clarke	176*	Bedfordshire v Derby CB	Dunstable	2001
G.A.Hick	172*	Worcestershire v Devon	Worcester	1987
V.P.Terry	165*	Hampshire v Berkshire	Southampton	1985
C.J.Tavare	162*	Somerset v Devon	Torquay	1990
I.V.A.Richards	162*	Glamorgan v Oxfordshire	Swansea	1993
C.L.Smith	159	Hampshire v Cheshire	Chester	1989

### Best Bowling (Individual)

Player	Figs	Teams	Venue	Year
M.A.Holding	8-21	Derbyshire v Sussex	Hove	1988
D.L.Underwood	8-31	Kent v Scotland	Edinburgh	1987
A.L.Dixon	7-15	Kent v Surrey	The Oval	1967
R.P.Lefebvre	7-15	Somerset v Devon	Torquay	1990
N.V.Radford	7-19	Worcs v Bedfordshire	Bedford	1991
D.Gough	7-27	Yorkshire v Ireland	Headingley	1997
P.J.Sainsbury	7-30	Hampshire v Norfolk	Southampton	1965
S.P.Davis	7-32	Durham v Lancashire	Chester-le-St	1983

### Highest total by a minor county

Total	Teams	Venue	Year
367 for 3	Bedfordshire v Derbyshire CB	Dunstable	2001
323 for 7	Hertfordshire v Leicestershire(R)	Radlett	1999

### Most hundreds (Individual)

Total	Player	Team	Career span
8	R.A.Smith	Hampshire	1985-2002

### Fastest hundred (Individual)

Balls	Player	Teams	Venue	Year
36	G.D.Rose	Somerset v Devon	Torquay	1990

### Most runs in a career (Individual)

Total	Player	Team	Career span
2547 (av 48.98)	G.A.Gooch	Essex	1973-1996

### Most wickets in a career (Individual)

Total	Player	Team(s)	Career span
88 wkts (av 14.35)	A.A.Donald	Warks & Worcs	1987-2002
81 wkts (av 14.85)	G.G.Arnold	Surrey & Sussex	1963-1980

### Most dismissals in a career (Individual)

Dismissals	Player	Team	Career span
94 (79 ct, 15 st)	R.C.Russell	Gloucestershire	1981-2002
66 (58 ct, 8 st)	R.W.Taylor	Derbyshire	1963-1984

### Most catches in a career (Individual)

Catches	Player	Team	Career span
28	W.Larkins	Various	1976-2002

### Most Economical Analysis (Individual - 12 Overs)

O	M	R	W	Player	Teams	Venue	Year
12	9	3	1	J.Simmons	Lancashire v Suffolk	Bury St Edmunds	1985

### Most Expensive Analysis (Individual)

O	M	R	W	Player	Teams	Venue	Year
9	0	108	3	S.D.Thomas	Glamorgan v Surrey	The Oval	2002

### Most Dismissals in an Innings (Individual)

Total	Player	Teams	Venue	Year
8 (8 ct)	D.J.Piper	Worcestershire v Herefordshire	Hertford	2001
7 (7 ct)	A.J.Stewart	Surrey v Glamorgan	Swansea	1994
6 (5 ct, 1 st)	R.W.Taylor	Derbyshire v Essex	Derby	1981
6 (4 ct, 2 st)	T.Davies	Glamorgan v Staffordshire	Stone	1986

### Most Catches in an Innings (Individual)

Cts	Player	Teams	Venue	Year
4	A.S.Brown	Gloucestershire v Middlesex	Bristol	1963
4	G.Cook	Northamptonshire v Glamorgan	Northampton	1972
4	C.G.Greenidge	Hampshire v Cheshire	Southampton	1981
4	D.C.Jackson	Durham v Northamptonshire	Darlington	1984
4	T.S.Smith	Hertfordshire v Somerset	St Albans	1984
4	H.Morris	Glamorgan v Scotland	Edinburgh	1988
4	C.C.Lewis	Nottinghamshire v Worcs	Nottingham	1992
4	G.Yates	Lancashire v Essex	Old Trafford	2000
4	D.P.Fulton	Kent v Northamptonshire	Canterbury	2001

### Hat-tricks (Individual) in chronological order

Player	Teams	Venue	Year
D.A.D.Sydenham	Surrey v Cheshire	Hoylelake	1964
R.N.S.Hobbs	Essex v Middlesex	Lord's	1968
N.M.McVicker	Warwickshire v Lincolnshire	Birmingham	1971
G.S.le Roux	Sussex v Ireland	Hove	1985
M.Jean-Jacques	Derbyshire v Nottinghamshire	Derby	1987
J.F.M.O'Brien	Cheshire v Derbyshire	Chester	1988
R.A.Pick	Nottinghamshire v Scotland	Trent Bridge	1995
J.E.Emburey	Northamptonshire v Cheshire	Northampton	1996
A.R.Caddick	Somerset v Gloucestershire	Taunton	1996
D.Gough	Yorkshire v Ireland	Headingley	1997
P.J.Swanepole	Somerset v Yorkshire CB	Scarborough	2002
B.V.Taylor	Sussex v Leicestershire	Leicester	2002





## Match Results Summary 1963-2003

Team	P	W	L	Trophy Winners	Losing Finalists	MOM Awards
1 Lancashire	116	83	33	7	3	74
2 Warwickshire	117	82	35	5	6	72
3 Middlesex	104	68	36	4	2	58
4 Sussex	102	66	36	4	4	59
5 Somerset	103	66	37	2	4	59
6 Surrey	103	64	39	1	3	53
7 Northants	101	63	38	2	5	54
8 Hampshire	101	62	39	1	-	61
9 Kent	94	56	38	2	3	54
10 Yorkshire	91	54	37	3	-	44
11 Worcestershire	91	52	39	1	3	47
12 Gloucestershire	90	52	38	3	-	54
13 Essex	89	51	38	2	1	52
14 Leicestershire	86	46	40	-	1	46
15 Glamorgan	86	46	40	-	1	42
16 Notts	83	44	39	1	1	44
17 Derbyshire	80	42	38	1	2	46
18 Durham	49	17	32	-	-	22
19 KentCB	12	8	4	-	-	9
20 Bedfordshire	24	8	16	-	-	9
21 Buckinghamshire	29	8	21	-	-	10
22 Lincolnshire	23	7	16	-	-	6
23 Hertfordshire	29	6	23	-	-	11
24 Berkshire	27	6	21	-	-	7
25 Scotland	25	6	19	-	-	7
26 Staffordshire	30	6	24	-	-	7
27 Shropshire	23	5	18	-	-	9
28 DurhamCB	9	5	4	-	-	4
29 Cheshire	27	5	22	-	-	7
30 Cumberland	22	5	17	-	-	5
31 Suffolk	26	5	21	-	-	6
32 Devon	28	5	23	-	-	13
33 YorkshireCB	10	5	5	-	-	6
34 WalesCB	6	4	2	-	-	4
35 Cambridgeshire	26	4	22	-	-	12
36 Ireland	27	4	23	-	-	7
37 Cornwall	15	4	11	-	-	6
38 Herefordshire	11	4	7	-	-	5
39 Northumberland	15	4	11	-	-	6
40 Holland	11	3	8	-	-	5
41 SussexCB	8	3	5	-	-	2
42 Wales (MinorCounties)	9	3	6	-	-	1
43 Norfolk	25	3	22	-	-	3
44 SurreyCB	8	3	5	-	-	3
45 HampshireCB	8	3	5	-	-	4
46 WarwickshireCB	8	3	5	-	-	4
47 WorcestershireCB	7	3	4	-	-	3
48 DerbyshireCB	7	2	5	-	-	2
49 Huntingdonshire	7	2	5	-	-	2
50 MiddlesexCB	7	2	5	-	-	2
51 Wiltshire	19	2	17	-	-	2
52 GloucestershireCB	7	2	5	-	-	2
53 Oxfordshire	24	2	22	-	-	4
54 EssexCB	6	2	4	-	-	2
55 LancashireCB	7	2	5	-	-	3
56 LeicestershireCB	7	2	5	-	-	3
57 NorthamptonshireCB	6	1	5	-	-	2
58 Dorset	18	1	17	-	-	3
59 Denmark	4	0	4	-	-	-
60 SomersetCB	5	0	5	-	-	2
61 NottinghamshireCB	5	0	5	-	-	-

### Finals

1963	Sussex	bt	Worcestershire	by	14	runs
1964	Sussex	bt	Warwickshire	by	eight	wickets
1965	Yorkshire	bt	Surrey	by	175	runs
1966	Warwickshire	bt	Worcestershire	by	five	wickets
1967	Kent	bt	Somerset	by	32	runs
1968	Warwickshire	bt	Sussex	by	four	wickets
1969	Yorkshire	bt	Derbyshire	by	69	runs
1970	Lancashire	bt	Sussex	by	six	wickets
1971	Lancashire	bt	Kent	by	24	runs
1972	Lancashire	bt	Warwickshire	by	four	wickets
1973	Gloucestershire	bt	Sussex	by	40	runs
1974	Kent	bt	Lancashire	by	four	wickets
1975	Lancashire	bt	Middlesex	by	seven	wickets
1976	Northamptonshire	bt	Lancashire	by	four	wickets
1977	Middlesex	bt	Glamorgan	by	five	wickets
1978	Sussex	bt	Somerset	by	five	wickets
1979	Somerset	bt	Northamptonshire	by	45	runs
1980	Middlesex	bt	Surrey	by	seven	wickets
1981	Derbyshire	bt	Northamptonshire	by	losing	fewer wickets
1982	Surrey	bt	Warwickshire	by	nine	wickets
1983	Somerset	bt	Kent	by	24	runs
1984	Middlesex	bt	Kent	by	four	wickets
1985	Essex	bt	Nottinghamshire	by	one	run
1986	Sussex	bt	Lancashire	by	seven	wickets
1987	Nottinghamshire	bt	Northamptonshire	by	three	wickets
1988	Middlesex	bt	Worcestershire	by	three	wickets
1989	Warwickshire	bt	Middlesex	by	four	wickets
1990	Lancashire	bt	Northamptonshire	by	seven	wickets
1991	Hampshire	bt	Surrey	by	four	wickets
1992	Northamptonshire	bt	Leicestershire	by	eight	wickets
1993	Warwickshire	bt	Sussex	by	five	wickets
1994	Worcestershire	bt	Warwickshire	by	eight	wickets
1995	Warwickshire	bt	Northants	by	four	wickets
1996	Lancashire	bt	Essex	by	129	runs
1997	Essex	bt	Warwickshire	by	nine	wickets
1998	Lancashire	bt	Derbyshire	by	nine	wickets
1999	Gloucestershire	bt	Somerset	by	50	runs
2000	Gloucestershire	bt	Warwickshire	by	22	runs (D/L)
2001	Somerset	bt	Leicestershire	by	41	runs
2002	Yorkshire	bt	Somerset	by	six	wickets





## Individual Teams Records 1963-2002

### Hampshire

<b>Highest Total</b>	371 for 4	v Glamorgan	1975
<b>Highest Total Batting Second</b>	326-9	v Leicestershire	1987
<b>Lowest Total</b> (completed Innings)	98	v Lancashire	1975
<b>Highest Score</b> (Individual)	177	C.G.Greenidge v Glamorgan	1975
<b>Best Bowling</b> (Individual)	7/30	P.J.Sainsbury v Norfolk	1965
<b>Most Runs in a career</b> (Individual)	2364	R.A.Smith	47 matches
<b>Most Wickets in a career</b> (Individual)	80	C.A.Connor	38 matches
<b>Most catches in a career</b> (Individual)	22	R.A.Smith	47 matches
<b>Most Dismissals in a career</b> (Individual)	49	R.J.Parks	33 matches

### Northamptonshire

<b>Highest Total</b>	360 for 2	v Staffordshire	1990
<b>Highest Total Batting Second</b>	290-5	v Essex	1993
<b>Lowest Total</b> (completed Innings)	62	v Leicestershire	1974
<b>Highest Score</b> (Individual)	145	R.J.Bailey v Staffordshire	1991
<b>Best Bowling</b> (Individual)	7/37	N.A.Mallender v Worcestershire	1984
<b>Most Runs in a career</b> (Individual)	1998	A.J.Lamb	53
<b>Most Wickets in a career</b> (Individual)	40	J.P.Taylor	29
<b>Most Dismissals in a career</b> (Individual)	48	D.Ripley	43
<b>Most catches in a career</b> (Individual)	24	G.Cook	42

### Middlesex

<b>Highest Total</b>	304 for 7	v Surrey	1995
<b>Highest Total Batting Second</b>	291-5	v Surrey	1990
<b>Lowest Total</b> (completed Innings)	41	v Essex	1972
<b>Highest Score</b> (Individual)	158	G.D.Barlow v Lancashire	1984
<b>Best Bowling</b> (Individual)	6-15	W.W.Daniel v Sussex	1980
<b>Most Runs in a career</b> (Individual)	2148	M.W.Gatting	67 matches
<b>Most Wickets in a career</b> (Individual)	70	W.W.Daniel	34 matches
<b>Most Dismissals in a career</b> (Individual)	54	P.R.Downton	35 matches
<b>Most catches in a career</b> (Individual)	26	M.W.Gatting	67 matches

### Surrey

<b>Highest Total</b>	438-5	v Glamorgan	2002
<b>Highest Total Batting Second</b>	350	v Worcestershire	1994
<b>Lowest Total</b> (completed Innings)	74	v Kent	1967
<b>Highest Score</b> (Individual)	268	A.D.Brown v Glamorgan	2002
<b>Best Bowling</b> (Individual)	7-33	R.D.Jackman v Yorkshire	1970
<b>Most Runs in a career</b> (Individual)	1842	A.J.Stewart	50 matches
<b>Most Wickets in a career</b> (Individual)	62	R.D.Jackman	28 matches
<b>Most Dismissals in a career</b> (Individual)	62	A.J.Stewart	50 matches
<b>Most catches in a career</b> (Individual)	19	G.R.J.Roope	32 matches

## Weather SMS

Weather information direct to your mobile\*



send a text message with:

- forecast code
- followed by the location
- then text it to **8545** (T-mobile users text to 83155)

**pawx** <town>  
 24 hourly forecast  
**pawx s** <town>  
 3 hourly forecast  
**pawx l** <town>  
 7 day forecast  
**eg: pawx london**

\*Service available on O2, Orange, T-mobile and Vodafone

\*Messages cost 25p inc. VAT

For terms:

[www.paweathercentre.com](http://www.paweathercentre.com)

## Notes

