

Lancashire aim for final

England duo Andrew Flintoff and James Anderson will look to build on their one-day international success by leading Lancashire to the final of the Cheltenham & Gloucester Trophy.

Both players have become key members of England's one-day side and supporters of the Red Rose team will hope their form this summer rubs off on their county team-mates when they face Worcestershire at New Road.

They were both part of the England squad which saw off Pakistan earlier in the summer before emerging triumphant in the triangular series against South Africa and Zimbabwe.

International commitments have restricted their availability for the county but their return will be a massive boost for a Lancashire squad already containing one-day experts such as Stuart Law and Carl Hooper.

Vikram Solanki also impressed for England this summer in limited-overs cricket and he will be vital to Worcestershire's hopes of booking their place at Lord's on August 30.

The other match sees surprise semi-finalists Derbyshire again looking to cause an upset when they face 1999 and 2000 winners Gloucestershire at Bristol.

Derbyshire produced a shock in the quarter-finals when they cruised to a 137-run victory against Surrey.

India international Mohammed Kaif took the man-of-the-match award with a quickfire 81 as Derbyshire posted 271 all out in their 50 overs, before four wickets from Graeme Welch helped dismiss the county champions for just 134.

Gloucestershire will again look to Ian Harvey to lead the way after the Australian all-rounder's five-wicket haul inspired a five-wicket win against Warwickshire in the quarter-finals.

Semi-Final Preview

7-9/08/2003



C&G Trophy Semi-Final Draw

	Page
Gloucestershire v Derbyshire	3
Worcestershire v Lancashire	6

Other Features In The C&G Trophy Newswire

C&G Trophy Quarter-Final Review	2
Gloucestershire's Route To The Semi-Finals	4
Derbyshire's Route To The Semi-Finals	5
Worcestershire's Route To The Semi-Finals	7
Lancashire's Route To The Semi-Finals	8
Trophy Results 2003, D/L Method & Playing Conditions	9
Cheltenham & Gloucester Trophy Record Book	10
Match Results Summary 1963 - 2003	11
C&G Records Derbyshire to Leicestershire	12
C&G Records Middlesex to Yorkshire	13

2004 C&G Trophy - First Round Draw

Thursday 28th August 2003 (reserve day 29th):

Dorset	v	Buckinghamshire	Dean Park
Bedfordshire	v	Cheshire	Luton
Devon	v	Suffolk	Exmouth
Shropshire	v	Northumberland	Oswestry
Holland	v	Cornwall	Amstelveen (tbc)
Norfolk	v	Lincolnshire	Manor Park
Wales	v	Denmark	Abergavenny
Hertfordshire	v	Ireland	Bishop's Stortford

Sunday 31st August 2003 (reserve day 1st September):

Scotland	v	Cumberland	The Grange
Oxfordshire	v	Herefordshire	Banbury

Teams Receiving Byes: Cambridgeshire, Staffordshire, Berkshire, Wiltshire.

2003 C&G Trophy Dates

Quarter-finals

Tue/Wed June 10/11
(Res - June 11/12)

First Semi-final

Thur 7 Aug (Res - Aug 8)

Second Semi-final

Sat 9 Aug (Res - Aug 10)

Final (Lord's)

Sat 30 Aug (Res - Aug 31)

Res = Reserve Day

Contacts

For cricket/media enquiries contact –

C&G press office

Tel 01452 373670.

Fax 01452 373674.

E-mail

cgpressooffice@cgpessooffice.demon.co.uk

Phil Ascough

Tel 01430 455673.

Fax 0870 124 0815.

E-mail phil.ascough@pa.press.net

PA Weather Centre

For a detailed weather forecast check out
www.paweathercentre.com or teletext page 151


2003 Competitors

Bedfordshire
Berkshire
Buckinghamshire
Cambridgeshire
Cornwall
Cumberland
Cheshire
Denmark
Derbyshire
Derbyshire CB
Devon
Dorset
Durham
Durham CB
Essex
Essex CB
Glamorgan
Gloucestershire
Gloucestershire CB
Hampshire
Hampshire CB
Herefordshire
Hertfordshire
Holland
Huntingdonshire CB
Ireland
Kent
Kent CB
Lancashire
Lancashire CB
Leicestershire
Leicestershire CB
Lincolnshire
Middlesex
Middlesex CB
Norfolk
Northamptonshire
Northamptonshire CB
Northumberland
Nottinghamshire
Nottinghamshire CB
Oxfordshire
Scotland
Shropshire
Somerset
Somerset CB
Staffordshire
Suffolk
Surrey
Surrey CB
Sussex
Sussex CB
Wales Minor Counties
Warwickshire
Warwickshire CB
Wiltshire
Worcestershire
Worcestershire CB
Yorkshire
Yorkshire CB



C&G Quarter-Final Review

Corking Derbyshire knock out favourites Surrey



Derbyshire's Graeme Welch

Indian ace Mohammed Kaif hit 81 on his debut in the Cheltenham & Gloucester Trophy at Derby as Derbyshire dumped favourites Surrey out of the competition with a surprise 137-run victory in the quarter-final.

The 22-year-old batsman was the mainstay of the hosts' 271, Kaif combining with Dominic Hewson in a fourth-wicket stand of 88 in only 15 overs.

Opener Michael Di Venuto (51) also contributed to Derbyshire's total which eventually proved too much for an out-of-sorts Surrey.

All-rounder Graeme Welch then ripped out four wickets to add to two each at the top of the order from captain Dominic Cork and Kevin Dean as Surrey's reply stumbled to 134 all out.

Gloucestershire all-rounder Ian Harvey led the former kings of one-day cricket into the semi-finals with a five-wicket haul at Edgbaston.

Harvey finished with five for 23, including three for one in nine balls as the Warwickshire innings finished prematurely. Their total of 204 all out was a below-par score and Gloucestershire got home comfortably with nine overs to spare thanks to Phil Weston's unbeaten 88.

Worcestershire defeated Leicestershire by 75 runs at Grace Road in a game which went into a second day due to the weather.

The visitors had scored 216 with Anurag Singh (74) and David Leatherdale (62) leading the way before rain brought a premature end to the first day. The Foxes resumed on five without loss but were dismissed for just 141 with six overs remaining.

Andrew Flintoff marked his return from a month-long injury absence by claiming two wickets to help Lancashire progress towards a comprehensive 57-run victory over Middlesex at Old Trafford.

England international Flintoff returned to action with the ball following a shoulder injury and claimed a wicket with his 15th delivery as Middlesex slumped to 195 all out chasing Lancashire's challenging total of 252 for seven.

All-rounder Glen Chapple had helped push Lancashire to their competitive score after a whirlwind 45 off 25 balls to help add 81 in the final 10 overs.

C&G Quarter-final Results
June 10/11 2003

Leicester: Leicestershire lost to Worcestershire by 75 runs
Worcestershire 216 for 8 (50 overs) (A.Singh 74, D.A.L Leatherdale 62);
Leicestershire 141 (43.5 overs)
MOM: A Singh

Old Trafford: Lancashire beat Middlesex by 57 runs
Lancashire 252 for 7 (20 overs) (M.B.Loye 74, G.Chapple 45*);
Middlesex 195 (49.1 overs) (P.J.Martin 4-34)
MOM: M B Loye

Derby: Derbyshire beat Surrey by 137 runs
Derbyshire 271 (50 overs) (M Kaif 81, M.J.Di.Venuto 51, Azhar Mahmood 4-49);
Surrey 134 (33.4 overs) (G.Welch 4-26)
MOM: Mohammed Kaif

Edgbaston: Warwickshire lost to Gloucestershire by 5 wickets
Warwickshire 204 (47.4 overs) (N.V.Knight 88, J.O.Troughton 52, I.J.Harvey 5-23);
Gloucestershire 206 for 5 (40.5 overs) (W.P.C.Weston 88*)
MOM: I J Harvey

Weather SMS

Weather information direct to your mobile

send a text message with:

- forecast code
- followed by the location
- then text it to **8545**

(T-mobile users text to **83155**)

pawx <town> 24 hourly forecast

pawx s <town> 3 hourly forecast

pawx l <town> 7 day forecast

eg: pawx london

Service available on O2, Orange, T-mobile and Vodafone
Messages cost 25p inc. VAT

For terms: www.paweathercentre.com





Semi-Final Preview Gloucestershire v Derbyshire

Match Details

Venue: Bristol; 0117 910 8000
Contact: Gloucestershire CCC, County Ground, Nevil Road, Bristol, BS7 9EJ.
Umpires: M Benson & B Dudleston

PREVIEW: Derbyshire have endured a disappointing season in the four-day game but the C&G Trophy has offered welcome relief for Dominic Cork's men.

Their poor form in the longer game has been put to one side in this competition as they have cruised to comfortable victories against Kent CB, Glamorgan and tournament favourites Surrey.

Chris Bassano has been one of their key figures in their march to the semi-final after hammering two centuries in the first two matches before adding 33 against Surrey.

Gloucestershire are no strangers to the pressure of the occasion, with back-to-back tournament wins in 1999 and 2000.

Gloucestershire Statistics

How they did in 2002 – QF lost to Kent by 5 wickets

Leading 2003 C&G batting av

Name	M	I	NO	Runs	HS	Avg
J.N.Rhodes	3	3	1	156	87	78.00
T.H.C.Hancock	2	2	0	144	135	72.00
W.P.C.Weston	3	3	1	120	88*	60.00
C.M.Spearman	3	3	0	152	76	50.66
A.P.R.Gidman	2	2	1	49	27	49.00
R.C.Russell	3	3	1	62	30	31.00
M.G.N.Windows	3	3	0	55	29	18.33
I.J.Harvey	1	1	0	12	12	12.00
M.A.Hardinges	1	1	0	1	1	1.00
J.Lewis	1	1	1	9	9*	-
M.W.Alleyne	2	1	1	2	2*	-

Leading career C&G batting av

Name	M	I	NO	Runs	HS	Avg
J.N.Rhodes	3	3	1	156	87	78.00
C.M.Spearman	6	6	1	266	104*	53.20
T.H.C.Hancock	20	19	0	803	135	42.26
J.M.M.Averis	14	5	4	29	12*	29.00
R.C.Russell	59	45	12	950	84	28.78
M.G.N.Windows	22	20	4	439	82	27.43
A.P.R.Gidman	6	6	1	110	27	22.00
M.W.Alleyne	45	35	6	636	73	21.93
W.P.C.Weston	14	14	1	270	88*	20.76
I.J.Harvey	15	14	0	229	47	16.35
M.C.J.Ball	30	18	6	162	31	13.50

Leading career One Day batting av

Name	M	I	NO	Runs	HS	Avg
C.D.McMillan	15	15	1	502	95	35.85
J.N.Rhodes	260	233	54	6361	121	35.53
C.Z.Harris	15	9	1	280	65	35.00
Shoaib.Malik	42	30	5	830	115	33.20
C.M.Spearman	87	85	1	2435	153	28.98
M.W.Alleyne	385	341	69	7469	134*	27.45
M.G.N.Windows	170	159	22	3602	117	26.29
I.J.Harvey	138	121	15	2710	96	25.56
R.C.Russell	462	355	89	6476	119*	24.34
A.N.Bressington	9	7	1	144	54	24.00
T.H.C.Hancock	199	183	6	4027	135	22.75

Leading 2003 C&G bowling av

Name	O	M	R	Wkts	Avg	Best
I.J.Harvey	9	0	23	5	4.60	5-23
J.M.M.Averis	23.2	1	101	9	11.22	6-23
A.M.Smith	26	6	82	7	11.71	4-35
A.P.R.Gidman	3.1	0	16	1	16.00	1-5
M.C.J.Ball	19	0	87	3	29.00	2-44
M.W.Alleyne	20	1	74	2	37.00	2-33
J.Lewis	6	2	12	0	-	-
M.A.Hardinges	5	1	24	0	-	-

Leading career C&G bowling av

Name	Balls	Run	Wkt	Avg	Best5wi
M.A.Hardinges	120	73	6	12.16	4-19
T.H.C.Hancock	233	178	13	13.69	6-58
I.J.Harvey	780	481	33	14.57	5-23
J.M.M.Averis	658	496	27	18.37	6-23
A.M.Smith	1759	931	47	19.80	4-35
M.W.Alleyne	1911	1205	50	24.10	5-30
M.C.J.Ball	1424	948	32	29.62	3-39
J.Lewis	466	273	9	30.33	3-27

Leading career One Day bowling av

Name	Balls	R	Wkts	Avg	Best
W.P.C.Weston	6	2	1	2.00	1-2
R.J.Silence	166	136	10	13.60	4-35
I.J.Harvey	6542	4591	246	18.66	5-19
J.M.M.Averis	4586	3600	155	23.22	6-23
I.D.Fisher	1276	893	37	24.13	3-20
T.H.C.Hancock	1302	1138	45	25.28	6-58
A.M.Smith	11100	7305	282	25.90	6-39
M.W.Alleyne	14016	10667	357	29.87	5-27

Derbyshire Statistics

How they did in 2002 – R3 lost to Lancashire by 10 wickets

Leading 2003 C&G batting av

Name	M	I	NO	Runs	HS	Avg
C.W.G.Bassano	3	3	0	255	121	85.00
M.Kaif	1	1	0	81	81	81.00
D.R.Hewson	3	2	0	103	69	51.50
A.I.Gait	3	3	1	96	87*	48.00
D.G.Cork	3	2	0	69	59	34.50
M.J.Di.Venuto	2	2	0	62	51	31.00
G.Welch	3	2	1	28	14*	28.00
Shahid.Afridi	1	1	0	23	23	23.00
S.A.Selwood	2	2	1	20	19	20.00
N.R.C.Dumelow	1	1	0	15	15	15.00
K.J.Dean	3	1	0	2	2	2.00

Leading career C&G batting av

Name	M	I	NO	Runs	HS	Avg
C.W.G.Bassano	3	3	0	255	121	85.00
M.Kaif	1	1	0	81	81	81.00
M.J.Di.Venuto	8	8	1	420	173*	60.00
Shahid.Afridi	5	5	0	228	95	45.60
D.R.Hewson	9	8	0	307	69	38.37
D.G.Cork	24	21	4	612	93	36.00
A.I.Gait	4	4	1	96	87*	32.00
L.D.Sutton	7	5	1	83	45	20.75
G.Welch	21	15	5	204	41	20.40
Mohammad.Ali	2	1	0	19	19	19.00
N.R.C.Dumelow	4	4	0	71	32	17.75

Leading career One Day batting av

Name	M	I	NO	Runs	HS	Avg
S.A.Selwood	32	27	4	823	93	35.78
C.W.G.Bassano	36	34	5	1012	126*	34.89
M.J.Di.Venuto	96	93	6	2960	173*	34.02
M.Kaif	62	52	10	1354	111*	32.23
Shahid.Afridi	195	190	9	4459	109	24.63
D.R.Hewson	53	45	3	926	69	22.04
L.J.Wharton	30	14	12	43	11*	21.50
D.G.Cork	205	166	25	2966	93	21.03
S.D.Stubbings	64	58	4	1045	98*	19.35
K.M.Kriken	200	137	48	1671	55	18.77
G.Welch	160	123	34	1646	71	18.49

Leading 2003 C&G bowling av

Name	O	M	R	Wkts	Avg	Best
S.A.Selwood	2	0	7	1	7.00	1-7
G.Welch	20	1	85	7	12.14	4-26
K.J.Dean	22	5	88	6	14.66	3-6
L.J.Wharton	6	1	19	1	19.00	1-19
D.G.Cork	24.2	2	84	4	21.00	2-17
Shahid.Afridi	10	0	45	2	22.50	2-45
T.Lungley	22.4	1	93	4	23.25	2-18
Mohammad.Ali	10	0	28	1	28.00	1-28

Leading career C&G bowling av

Name	Balls	Run	Wkt	Avg	Best5wi
S.A.Selwood	12	7	1	7.00	1-7
D.G.Cork	1463	881	46	19.15	5-18
K.J.Dean	762	509	26	19.57	3-6
Shahid.Afridi	276	203	9	22.55	3-47
D.R.Hewson	54	29	1	29.00	1-18
L.J.Wharton	96	60	2	30.00	1-19
T.Lungley	179	145	4	36.25	2-18
G.Welch	1073	694	16	43.37	4-26

Leading career One Day bowling av

Name	Balls	R	Wkts	Avg	Best
D.R.Hewson	240	201	10	20.10	4-25
T.Lungley	1496	1213	51	23.78	4-28
D.G.Cork	10117	7149	262	27.28	6-21
K.J.Dean	4394	3349	117	28.62	5-32
S.A.Selwood	74	63	2	31.50	1-7
N.R.C.Dumelow	1032	844	26	32.46	3-24
L.J.Wharton	1253	881	27	32.62	3-23
Mohammad.Ali	240	202	6	33.66	3-42

Record Book — All One Day Matches at this venue in 2003

Gloucestershire			Opponents		
Highest Score	311 for 4	v Leicestershire	Highest Score	254	Leicestershire
Best Batting (Individual)	W.P.Weston 92	v Leicestershire	Best Batting (Individual)	P.A.J.DeFreitas 90	Leicestershire
Best Bowling (Individual)	M.C.J.Ball 3/59	v Leicestershire	Best Bowling (Individual)	H.H.Streak 4/21	England v Zimbabwe



Gloucestershire's route to the semi-finals

Third Round v Buckinghamshire, 8th May at Ascot Park

First 15 Overs Scoring Breakdown

Over	1	2	3	4	5	6	7	8	9	10	11	12	13	14	15
Gloucs	1	8	21	29	42	62	66	73	85	88	101	108	113	116	120
Bucks	2	2	2	3	3	7	11	11	15	21	23	23	33	41	44

Scorecard

ASCOT PARK: Gloucestershire beat Buckinghamshire by 324 runs

Gloucestershire won Toss

GLoucestershire INNINGS

Runs	6s	4s	Bls	Min	
W.P.C.Weston c Lane b Clarke.....	25	0	6	24	30
*C.M.Spearman c Clarke b Batty.....	76	2	14	41	50
T.H.C.Hancock c Marshall b Sayer.....	135	3	9	118	141
J.N.Rhodes run out (Bowyer).....	87	0	7	73	76
M.G.N.Windows c Locke b Sayer.....	11	0	2	8	4
A.P.R.Gidman c Marshall b Clarke.....	27	0	2	19	26
M.A.Hardinges b Lane.....	1	0	0	3	2
†R.C.Russell not out.....	17	0	2	10	11
J.Lewis not out.....	9	1	0	4	5

Extras (b 0, lb 6, w 7, nb 0, p 0).....13

Total (50 overs, for 7 wks).....401

Fall: 1-73, 2-113, 3-267, 4-282, 5-355, 6-370, 7-376.

Did not bat: J.M.M.Averis, A.M.Smith.

Bowling: Stanway 3-0-27-0; Lane 6-0-70-1; Saleem 5-0-43-0; Clarke 10-0-78-2; Batty 10-0-57-1; Sher 10-0-65-0; Sayer 6-0-55-2.

BUCKINGHAMSHIRE INNINGS

Runs	6s	4s	Bls	Min	
R.P.Lane c Weston b Smith.....	2	0	0	17	20
J.A.H.Marshall b Smith.....	0	0	0	4	5
M.Bowyer c Weston b Averis.....	7	0	1	35	48
P.R.Sayer c Russell b Averis.....	26	0	5	33	36
*P.D.Atkins lbw b Gidman.....	19	0	3	27	48
Z.A.Sher run out (Averis).....	7	0	1	13	18
J.D.Batty c Russell b Averis.....	1	0	0	11	11
†K.J.Locke lbw b Averis.....	0	0	0	1	0
A.Saleem c Russell b Averis.....	2	0	0	10	7
A.R.Clarke b Averis.....	0	0	0	1	0
S.F.Stanway not out.....	2	0	0	2	2

Extras (b 0, lb 3, w 2, nb 6, p 0).....11

Total (25.1 overs).....77

Fall: 1-2, 2-6, 3-42, 4-43, 5-63, 6-69, 7-69, 8-75, 9-75, 10-77.

Bowling: Lewis 6-2-12-0; Smith 6-3-10-2; Averis 7-1-23-6; Hardinges 5-1-24-0; Gidman 1-1-0-5-1.

Umpires: R.J.Bailey and R.Palmer

Man-of-match: T.H.C.Hancock

Run Graph



Fourth Round v Kent, 28th May at Canterbury

First 15 Overs Scoring Breakdown

Over	1	2	3	4	5	6	7	8	9	10	11	12	13	14	15
Kent	3	7	9	12	18	21	21	24	29	38	42	52	60	64	67
Gloucs	0	1	9	9	13	20	21	23	26	28	39	47	50	55	56

Scorecard

CANTERBURY: Gloucestershire beat Kent by 5 wickets

Kent won toss

KENT INNINGS

Runs	6s	4s	Bls	Min	
M A Ealham c Hancock b Smith.....	15	0	2	17	17
R W T Key c Ball b Alleyne.....	32	0	4	51	85
E T Smith c Russell b Smith.....	14	0	2	19	25
G S Blewett c Rhodes b Averis.....	50	1	5	53	62
M J Walker lbw b Ball.....	22	0	2	43	50
*D P Fulton c Rhodes b Averis.....	0	0	0	3	1
†G O Jones c Russell b Smith.....	34	0	0	53	61
J C Tredwell c Ball b Alleyne.....	9	1	0	13	16
J P Hewitt c Russell b Smith.....	2	0	0	7	10
M J Suggers not out.....	2	0	0	10	21
B J Trott b Averis.....	3	0	0	19	13

Extras (lb4 w3 nb4).....11

Total (47.4 overs).....194

Fall: 1-18, 2-42, 3-101, 4-128, 5-128, 6-148, 7-169, 8-185, 9-187.

Bowling: Smith 10-1-35-4; Butler 9-0-40-0; Averis 9.4-0-39-3; Alleyne 10-1-33-2; Ball 9-0-43-1.

GLoucestershire INNINGS

Runs	6s	4s	Bls	Min	
W Weston c Tredwell b Suggers.....	7	0	1	21	24
C M Spearman c Ealham b Trott.....	71	1	7	85	102
T H C Hancock b Ealham.....	9	0	1	22	33
J N Rhodes not out.....	45	1	1	76	118
M Windows c Walker b Suggers.....	15	0	1	34	26
†R C Russell c Walker b Suggers.....	30	0	2	27	38
*M W Alleyne not out.....	2	0	0	9	7

Extras (lb9 w7).....16

Total (for 5, 45.4 overs).....195

Fall: 1-20, 2-56, 3-103, 4-130, 5-187.

Did Not Bat: I G Butler, J M M Averis, M C J Ball, A M Smith.

Bowling: Suggers 9.4-1-45-3; Trott 10-1-35-1; Hewitt 8-0-49-0; Ealham 8-1-17-1; Blewett 10-11-0; Tredwell 9-2-29-0.

Umpires: D J Constant and M J Kitchen.

Man-of-match: A M Smith

Run Graph



Quarter Final v Warwickshire, 11th June at Edgbaston

First 15 Overs Scoring Breakdown

Over	1	2	3	4	5	6	7	8	9	10	11	12	13	14	15
Warks	0	2	12	17	21	24	30	33	35	36	37	43	43	47	49
Gloucs	2	11	13	15	20	28	33	35	35	46	52	55	57	66	75

Scorecard

EDGBASTON: Gloucs beat Warwickshire by 5 wickets

Warwickshire won toss

WARWICKSHIRE INNINGS

Runs	6s	4s	Bls	Min	
N V Knight c Windows b Ball.....	88	0	6	122	177
M A Wagh c Ball b Harvey.....	2	0	0	7	11
I R Bell run out.....	9	0	2	13	14
D P Ostler c Russell b Harvey.....	0	0	0	1	2
J O Troughton lbw b Smith.....	52	2	3	70	77
D R Brown c Russell b Ball.....	10	0	0	23	31
*A F Giles run out.....	28	0	2	35	54
N M K Smith c Windows b Harvey.....	0	0	0	4	3
M A Sheikh c Windows b Harvey.....	2	0	0	6	6
†K J Piper st Russell b Harvey.....	0	0	0	3	2
Waqar Younis not out.....	1	0	0	2	2

Extras (b4 lb5 w3).....12

Total (47.4 overs).....204

Fall: 1-12, 2-26, 3-30, 4-122, 5-141, 6-190, 7-192, 8-201, 9-202.

Bowling: Smith 10-2-37-1; Harvey 9-0-23-5; Averis 6.4-0-39-0; Alleyne 10-0-41-0; Ball 10-0-44-2; Gidman 2-0-11-0.

GLoucestershire INNINGS

Runs	6s	4s	Bls	Min	
W P C Weston not out.....	88	0	7	124	159
C M Spearman b Younis.....	5	0	1	15	19
I J Harvey c Brown b Giles.....	12	1	0	16	33
J N Rhodes c Smith b Giles.....	24	0	3	27	32
M G N Windows lbw b Younis.....	29	0	4	35	39
†R C Russell run out.....	15	0	2	17	18
A P R Gidman not out.....	22	0	5	11	9

Extras (lb3 w8).....11

Total (for 5, 40.5 overs).....206

Fall: 1-20, 2-56, 3-102, 4-157, 5-181.

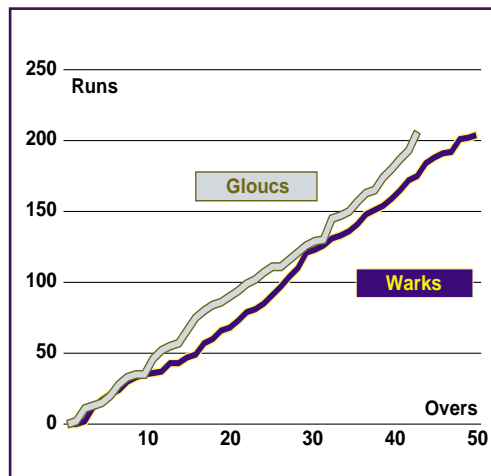
Did Not Bat: *M W Alleyne, M C J Ball, J M M Averis, A M Smith.

Bowling: Waqar Younis 8.5-1-41-2; Sheikh 5-1-30-0; Bell 3-0-17-0; Giles 10-1-52-2; Smith 8-0-39-0; Wagh 6-0-24-0.

Umpires: G I Burgess and N J Llong.

Man-of-match: I J Harvey

Run Graph





Derbyshire's route to the semi-finals

Third Round v Kent CB , 8th May at Canterbury

First 15 Overs Scoring Breakdown

Over	1	2	3	4	5	6	7	8	9	10	11	12	13	14	15
Derbyshire	2	3	3	7	10	10	13	22	27	31	36	45	52	66	75
Kent CB	6	11	11	15	16	16	21	22	22	22	24	24	27	31	33

Scorecard

ST LAWRENCE GROUND: Derbyshire beat Kent CB by 171 runs

Kent CB won Toss

DERBYSHIRE INNINGS

	Runs	6s	4s	Bls	Min
*D.G.Cork b Loudon.....	59	0	6	72	88
A.I.Gait b Dennington.....	9	0	1	32	34
C.Bassano c Morgan b Trigger.....	101	3	10	111	126
S.A.Selwood lbw b Rollock.....	19	0	2	30	29
D.R.Hewson b George.....	69	3	8	43	52
G.Welch not out.....	14	0	2	10	13
T.Lungley not out.....	1	0	0	1	0
Extras (b 1, lb 9, w 17, nb 0, p 0).....	27				
Total (50 overs, for 5 wkts).....	299				

Fall: 1-27, 2-115, 3-159, 4-256, 5-294.

Did not bat: L.D.Sutton, Mohammad Ali, K.J.Dean, L.J.Wharton.

Bowling: George 9-1-61-1, Dennington 8-2-51-1, Trigger 10-1-60-1, Lincoln 3-0-31-0, Rollock 10-1-28-1, Louden 10-0-58-1.

KENT CB INNINGS

	Runs	6s	4s	Bls	Min
T.E.Rollock c Sutton b Dean.....	5	1	0	10	15
J.E.G.Lincoln b Dean.....	1	0	0	2	4
J.Bowden c Cork b Mohammad Ali.....	8	0	0	39	51
M.J.Banes lbw b Dean.....	4	1	0	17	18
*H.Iqbal c Sutton b Lungley.....	0	0	0	18	23
M.J.Dennington c Sutton b Lungley.....	1	0	0	6	14
L.N.Morgan run out (Bassano).....	27	4	0	41	48
H.J.H.Loudon b Wharton.....	19	2	0	39	50
*M.R.M.Bennett not out.....	10	0	0	61	60
D.J.Trigger b Selwood.....	17	1	0	36	39
M.T.George b Cork.....	7	1	0	4	5
Extras (b 4, lb 2, w 21, nb 2, p 0).....	29				
Total (45.2 overs).....	128				

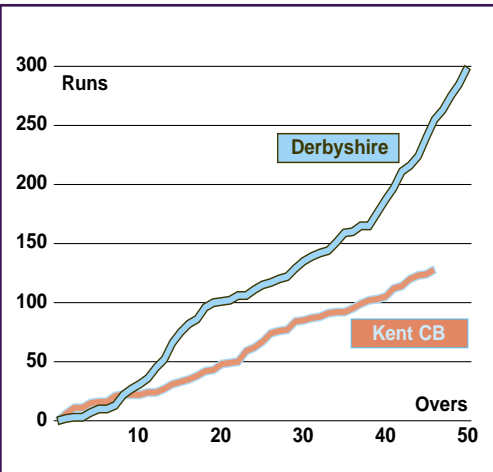
Fall: 1-6, 2-15, 3-22, 4-31, 5-32, 6-38, 7-75, 8-87, 9-118, 10-128.

Bowling: Cork 7-2-21-1, Dean 6-4-6-3, Lungley 6-0-18-2, Mohammad Ali 10-0-28-1, Wharton 6-1-19-1, Hewson 5-0-11-0, Welch 3-0-12-0, Selwood 2-0-7-1.

Umpires: N.L.Bainton and M.J.Harris

Man-of-match: C.W.G.Bassano

Run Graph



Fourth Round v Glamorgan, 28th May at Sophia Gardens

First 15 Overs Scoring Breakdown

Over	1	2	3	4	5	6	7	8	9	10	11	12	13	14	15
Glamorgan	5	9	13	19	24	34	47	47	55	56	67	73	76	84	90
Derbyshire	4	16	16	26	29	34	38	40	45	54	54	57	63	71	81

Scorecard

SOPHIA GARDENS: Derbyshire beat Glamorgan by 7 wickets

Derbyshire won toss

GLAMORGAN INNINGS

	Runs	6s	4s	Bls	Min
*R D B Croft c Hewson b Welch.....	21	0	3	24	30
I J Thomas run out.....	34	0	5	34	58
M J Powell c Sutton b Welch.....	22	0	3	25	23
M P Maynard c Sutton b Afridi.....	27	0	2	43	38
J Hughes c Welch b Hewson.....	51	1	2	82	108
A Dale c Cork b Afridi.....	13	0	0	30	27
*M A Wallace c Hewson b Dean.....	11	0	1	18	20
M Kasprovic c Hewson b Welch.....	18	0	2	25	35
A G Wharf b Cork.....	18	1	3	11	11
A P Davies not out.....	5	0	0	5	10
D A Cosker not out.....	2	0	0	7	5
Extras (lb 6 w 8 nb 12).....	26				
Total (for 9, 50 overs).....	248				

Fall: 1-47, 2-83, 3-85, 4-125, 5-157, 6-190, 7-209, 8-236, 9-242.

Bowling: Cork 10-0-46-1, Dean 8-0-56-1, Welch 10-1-47-3, Lungley 8-0-30-0, Shahid Afridi 10-0-45-2, Hewson 4-0-18-1.

DERBYSHIRE INNINGS

	Runs	6s	4s	Bls	Min
A I Gait not out.....	87	0	5	115	150
S Afridi c Wallace b Kasprovic.....	23	1	3	12	27
M Di Venuto c Wallace b K'prowicz.....	11	0	1	19	18
C W G Bassano b Kasprovic.....	121	4	10	100	99
S A Selwood not out.....	1	0	0	2	2
Extras (lb 4 w 2 nb 2).....	8				
Total (for 3, 41.1 overs).....	251				

Fall: 1-37, 2-54, 3-245.

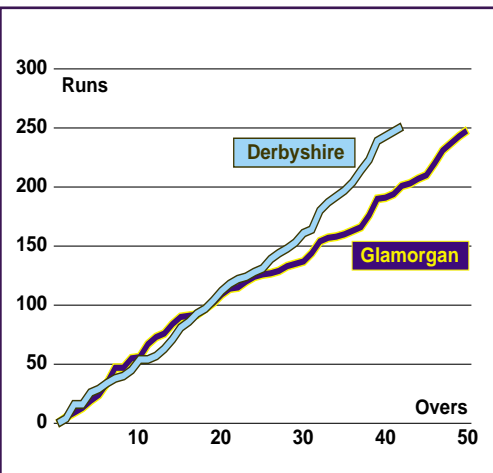
Did Not Bat: D R Hewson, *D G Cork, T Lungley, G Welch, †L D Sutton, K J Dean.

Bowling: Kasprovic 10-2-43-3, Davies 4-0-38-0, Wharf 9-0-55-0, Dale 4-1-0-25-0, Croft 8-0-42-0, Cosker 6-0-44-0.

Umpires: N G Cowley and P Willey.

Man-of-match: C W G Bassano

Run Graph



Quarter Final v Surrey, 11th June at Derby

First 15 Overs Scoring Breakdown

Over	1	2	3	4	5	6	7	8	9	10	11	12	13	14	15
Derbyshire	1	10	15	18	23	28	28	31	31	34	36	47	55	57	58
Surrey	1	2	3	5	8	12	18	18	21	23	26	27	28	32	34

Scorecard

DERBY: Derbyshire beat Surrey by 137 runs

Surrey won toss

DERBYSHIRE INNINGS

	Runs	6s	4s	Bls	Min
A I Gait c Batty b Mahmood.....	0	0	0	8	12
M Di Venuto c M'mood b Ormond.....	51	0	4	73	105
C W G Bassano b Ormond.....	33	0	4	56	73
M Kaif c Ramprakash b Hollioake.....	81	0	7	85	108
D R Hewson c Batty b Ormond.....	34	0	4	38	50
*D G Cork run out.....	10	0	0	17	25
N R C Dumelow b Mahmood.....	15	0	2	10	6
G Welch c Brown b Mahmood.....	14	1	1	8	8
T Lungley c Sampson b Hollioake.....	0	0	0	2	1
†L D Sutton not out.....	1	0	0	1	5
K J Dean b Mahmood.....	2	0	0	2	1
Extras (lb 12 w 18).....	30				
Total (50 overs).....	271				

Fall: 1-15, 2-75, 3-99, 4-187, 5-238, 6-254, 7-260, 8-261, 9-268.

Bowling: Azhar Mahmood 10-2-49-4, Sampson 6-0-33-0, Saqlain Mushtaq 10-0-24-0, Ormond 10-2-53-3, Clarke 7-0-51-0, Hollioake 7-0-49-2.

SURREY INNINGS

	Runs	6s	4s	Bls	Min
I J Ward c Lungley b Dean.....	6	0	0	22	22
A D Brown b Cork.....	0	0	0	1	2
M Ramp'kash c Di Venuto b Dean.....	7	0	0	25	32
G P Thorpe c Sutton b Welch.....	37	0	6	55	49
R Clarke lbw b Cork.....	0	0	0	1	1
*A J Hollioake c Lungley b Welch.....	20	1	2	22	46
Azhar Mahmood b Welch.....	16	0	2	16	24
†J N Batty c Sutton b Lungley.....	28	0	2	33	49
Saqlain Mushtaq c Dean b Welch.....	2	0	0	6	7
J Ormond c Cork b Lungley.....	2	0	0	7	9
P J Sampson not out.....	5	0	0	18	17
Extras (lb 1 w 2 nb 8).....	11				
Total (for 10, 33.4 overs).....	134				

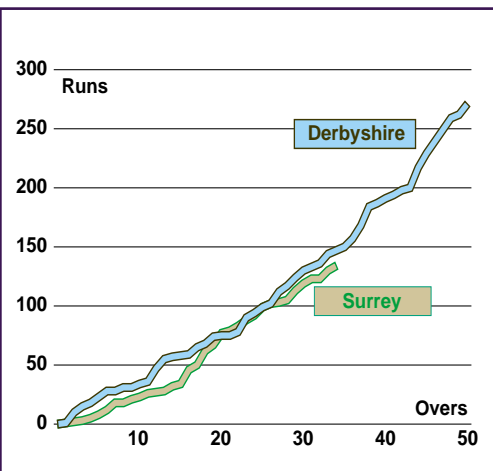
Fall: 1-1, 2-12, 3-23, 4-26, 5-66, 6-83, 7-97, 8-103, 9-113.

Bowling: Cork 7-0-17-2, Dean 8-1-26-2, Welch 7-0-26-4, Lungley 8-4-1-45-2, Dumelow 3-0-19-0.

Umpires: D J Constant and A G T Whitehead.

Man-of-match: Mohammed Kaif

Run Graph





Semi-Final Preview Worcestershire v Lancashire

Match Details

Venue: New Road; 01905 748 474
Contact: Worcestershire CCC, County Ground, New Road, Worcester, WR2 4QQ
Umpires: J Hampshire & J Holder

PREVIEW: Worcestershire have reached the semi-finals despite being plagued by injury problems this season and will be hoping to field a full-strength side when they face Lancashire.

Graeme Hick, Anurag Singh, Stephen Peters, Nantie Hayward and Steve Rhodes have all been sidelined at various stages of the campaign but those problems look to be behind Worcestershire, who last reached the final in 1994.

The match, which was sold out a month in advance, is the first semi-final to be played at New Road since 1995.

The last semi-final was also against Lancashire in the B&H Cup, which Lancashire won by two wickets.

Worcestershire Statistics

How they did in 2002 – QF lost to Somerset by 4 wickets

Leading 2003 C&G batting av

Name	M	I	NO	Runs	HS	Avg
V.S.Solanki	3	3	1	228	164*	114.00
A.Singh	1	1	0	74	74	74.00
D.A.L Leatherdale	3	2	0	142	80	71.00
S.J.Rhodes	3	2	1	46	29	46.00
Kabir.Ali	3	3	2	38	23*	38.00
Kadeer.Ali	2	2	0	50	30	25.00
G.A.Hick	2	2	0	38	19	19.00
B.F.Smith	3	3	0	44	44	14.66
G.J.Batty	3	2	0	15	14	7.50
A.J.Hall	2	2	0	12	12	6.00
S.D.Peters	2	2	0	9	5	4.50

Leading career C&G batting av

Name	M	I	NO	Runs	HS	Avg
G.A.Hick	48	48	8	2180	172*	54.50
V.S.Solanki	18	17	1	592	164*	37.00
A.Singh	10	10	0	356	85	35.60
Kadeer.Ali	4	4	0	140	66	35.00
A.J.Hall	6	6	0	184	78	30.66
B.F.Smith	28	27	5	653	85*	29.68
D.A.L Leatherdale	33	28	2	622	80	23.92
S.J.Rhodes	52	40	15	583	61	23.32
S.D.Peters	8	8	0	111	58	13.87
Kabir.Ali	12	8	3	69	23*	13.80
G.J.Batty	7	5	0	25	14	5.00

Leading career One Day batting av

Name	M	I	NO	Runs	HS	Avg
D.K.Taylor	3	3	0	161	140	53.66
G.A.Hick	489	474	75	17658	172*	44.25
J.M.Kemp	2	2	0	84	77	42.00
B.F.Smith	259	250	36	6610	115	30.88
Kadeer.Ali	13	13	1	348	66	29.00
V.S.Solanki	180	159	18	3881	164*	27.52
A.Singh	89	88	3	2248	123	26.44
A.J.Hall	43	35	5	756	81	25.20
C.G.Liptrot	9	5	4	23	15*	23.00
D.A.L Leatherdale	281	235	37	4309	80	21.76
S.D.Peters	100	89	4	1669	82	19.63

Leading 2003 C&G bowling av

Name	O	M	R	Wkts	Avg	Best
B.F.Smith	1	0	2	1	2.00	1-2
Kadeer.Ali	1	0	4	1	4.00	1-4
M.A.Harrity	7.5	0	23	3	7.66	3-23
M.Hayward	18	1	68	7	9.71	5-49
M.S.Mason	25	5	63	5	12.60	3-28
A.J.Hall	13.1	4	42	3	14.00	2-11
G.J.Batty	24	3	63	4	15.75	2-25
D.A.L Leatherdale	17	2	66	3	22.00	2-42

Leading career C&G bowling av

Name	Balls	Run	Wkt	Avg	Best5wi
M.A.Harrity	47	23	3	7.66	3-23
M.Hayward	108	68	7	9.71	5-49
B.F.Smith	24	17	1	17.00	1-2
A.J.Hall	283	180	9	20.00	4-33
M.S.Mason	261	182	8	22.75	3-28
G.J.Batty	290	174	7	24.85	2-25
Kadeer.Ali	27	25	1	25.00	1-4
Kabir.Ali	524	384	15	25.60	4-2

Leading career One Day bowling av

Name	Balls	R	Wkts	Avg	Best
M.S.Mason	1190	862	43	20.04	4-34
Kabir.Ali	2654	2042	97	21.05	5-36
D.A.L Leatherdale	4185	3292	144	22.86	5-9
Kadeer.Ali	27	25	1	25.00	1-4
M.A.Harrity	192	171	6	28.50	3-23
C.G.Liptrot	259	238	8	29.75	3-44
G.A.Hick	6313	5009	165	30.35	5-33
A.J.Hall	1188	852	27	31.55	4-33

Lancashire Statistics

How they did in 2002 – R4 lost to Essex by 9 wickets

Leading 2003 C&G batting av

Name	M	I	NO	Runs	HS	Avg
I.J.Sutcliffe	2	2	1	121	89*	121.00
G.Chapple	3	2	1	51	45*	51.00
S.G.Law	3	2	0	84	59	42.00
M.B.Loye	3	3	1	81	74	40.50
C.L.Hooper	2	2	0	72	61	36.00
M.J.Chilton	3	3	0	107	51	35.66
A.Flinton	3	2	0	44	31	22.00
A.J.Swann	2	1	0	20	20	20.00
W.K.Hegg	3	2	0	11	7	5.50
P.J.Martin	3	1	0	1	1	1.00
J.M.Anderson	2	1	1	7	7*	-

Leading career C&G batting av

Name	M	I	NO	Runs	HS	Avg
I.J.Sutcliffe	12	12	3	522	103*	58.00
M.J.Chilton	8	8	1	337	76*	48.14
A.Flinton	22	18	4	656	135*	46.85
S.G.Law	21	18	1	794	107	46.70
C.L.Hooper	15	14	1	533	136*	41.00
A.J.Swann	7	5	0	173	74	34.60
M.B.Loye	24	23	5	608	124*	33.77
P.J.Martin	32	12	8	107	31*	26.75
W.K.Hegg	46	24	1	422	60	18.34
G.Yates	22	10	5	91	34*	18.20
S.I.Mahmood	2	2	1	16	11	16.00

Leading career One Day batting av

Name	M	I	NO	Runs	HS	Avg
C.L.Hooper	350	321	57	10225	145	38.73
S.G.Law	210	198	11	6389	133	34.16
M.B.Loye	195	190	23	5681	124*	34.01
I.J.Sutcliffe	89	87	10	2487	105*	32.29
M.R.Currie	4	4	0	129	94	32.25
A.J.Swann	48	42	8	992	83*	29.17
M.J.Chilton	83	79	9	1978	102	28.25
A.Flinton	161	143	11	3532	143	26.75
G.I.Maiden	7	3	0	65	62	21.66
J.J.Haynes	14	8	2	126	59*	21.00
W.K.Hegg	364	214	71	2994	81	20.93

Leading 2003 C&G bowling av

Name	O	M	R	Wkts	Avg	Best
S.I.Mahmood	2.3	0	8	2	4.00	2-8
J.Wood	8.1	2	33	4	8.25	4-33
P.J.Martin	26	6	86	9	9.55	4-34
J.M.Anderson	15	1	47	4	11.75	3-14
A.Flinton	16.1	1	76	5	15.20	3-54
G.Yates	10	1	20	1	20.00	1-20
C.L.Hooper	13	0	44	2	22.00	2-29
G.Chapple	25	1	88	2	44.00	1-25

Leading career C&G bowling av


Name	Balls	Run	Wkt	Avg	Best5wi
P.J.Martin	1826	1033	64	16.14	5-16
J.M.Anderson	210	145	7	20.71	3-14
S.I.Mahmood	39	45	2	22.50	2-8
M.J.Chilton	54	51	2	25.50	1-20
J.Wood	655	452	16	28.25	4-33
A.Flinton	666	440	15	29.33	3-54
G.Chapple	1340	956	29	32.96	6-18
G.Yates	1266	712	19	37.47	2-15

Leading career One Day bowling av

Name	Balls	R	Wkts	Avg	Best
K.W.Hogg	1031	718	33	21.75	4-20
P.J.Martin	10779	7333	328	22.35	5-16
S.I.Mahmood	375	326	14	23.28	3-28
J.M.Anderson	1100	889	36	24.69	4-25
A.Flinton	4623	3237	129	25.09	4-11
C.P.Schofield	2224	1809	71	25.47	5-31
M.J.Chilton	836	752	29	25.93	5-26
G.Chapple	8129	6133	209	29.34	6-18

Record Book — All One Day Matches at this venue in 2003

Worcestershire	Opponents
Highest Score 311 for 4 v Worcestershire CB	Highest Score 261 for 4 South Africa
Best Batting (Individual) V.S.Solanki 164* v Worcestershire CB	Best Batting (Individual) I.R.Bell 97* Warwickshire
Best Bowling (Individual) D.A.L Leatherdale 5/36 v Kent	Best Bowling (Individual) A.C.Dawson 4/26 South Africa



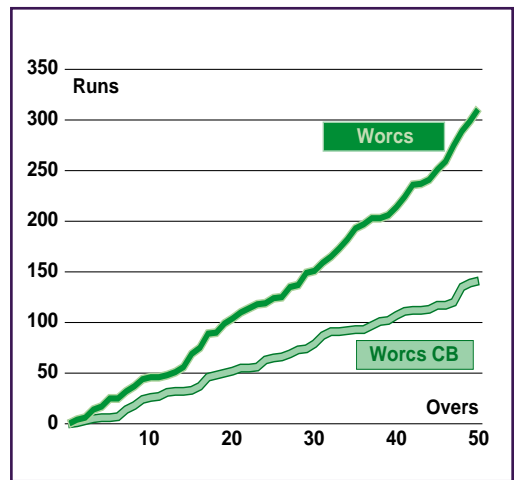
Worcestershire's route to the semi-finals

Third Round v Worcestershire CB, 8th May at New Road

First 15 Overs Scoring Breakdown

Over	1	2	3	4	5	6	7	8	9	10	11	12	13	14	15
Worcs	4	6	14	17	25	25	32	37	44	46	46	48	51	56	69
Worcs CB	1	3	5	6	6	7	14	18	24	26	27	31	32	32	33

Run Graph



Scorecard

NEW ROAD: Worcestershire beat Worcestershire CB by 170 runs

Worcestershire CB won Toss

WORCESTERSHIRE INNINGS

Runs	6s	4s	Bls	Min	
S.D.Peters c Pearce b Jamshed	4	0	1	8	10
V.S.Solanki not out	164	3	20	170	204
G.A.Hick lbw b Williams	19	0	3	35	52
*B.F.Smith b Jamshed	44	0	7	48	82
Kadeer.Ali run out (Hafeez)	20	0	2	26	34
Kabir.Ali not out	23	1	2	14	17
Extras (b 0, lb 13, w 22, nb 2, p 0)	37				
Total (50 overs)(for 4 wkts)	311				

Fall: 1-6, 2-75, 3-203, 4-259.

Did not bat: D.A.Leatherdale, G.J.Batty, S.J.Rhodes, M.Hayward, M.S.Mason.

Bowling: Jamshed 10-2-54-2, Williams 10-1-30-1, Kemp 10-0-54-0, Round 1-0-13-0, Lampitt 10-0-67-0, Pearce 2-0-20-0, Manning 3-0-29-0, Hafeez 4-0-31-0.

WORCESTERSHIRE CB INNINGS

Runs	6s	4s	Bls	Min	
N.W.Round b Hayward	3	0	0	20	17
*D.Manning lbw b Hayward	8	0	1	27	40
A.Hafeez c Batty b Mason	28	0	5	52	60
G.S.Kandola c Rhodes b Batty	21	0	1	60	66
J.R.Kemp lbw b Leatherdale	13	0	2	32	38
G.R.Hill c Rhodes b Batty	0	0	0	2	6
†S.M.Davies c Peters b Hick	13	0	2	44	35
S.R.Lampitt not out	26	1	3	36	53
C.Pearce c Solanki b Kadeer Ali	5	0	0	22	17
I.Jamshed lbw b Smith	4	0	1	3	2
G.J.Williams not out	0	0	0	3	1
Extras (b 0, lb 7, w 11, nb 2, p 0)	20				
Total (50 overs)(for 9 wkts)	141				

Fall: 1-6, 2-27, 3-52, 4-76, 5-79, 6-91, 7-113, 8-135, 9-141.

Bowling: Hayward 8-1-19-2, Kabir Ali 9-1-20-0, Mason 7-1-13-1, Leatherdale 8-2-24-1, Batty 10-2-26-2, Hick 6-1-26-1, Kadeer Ali 1-0-4-1, Smith 1-0-2-1.

Umpires: M.Dixon and J.F.Steele

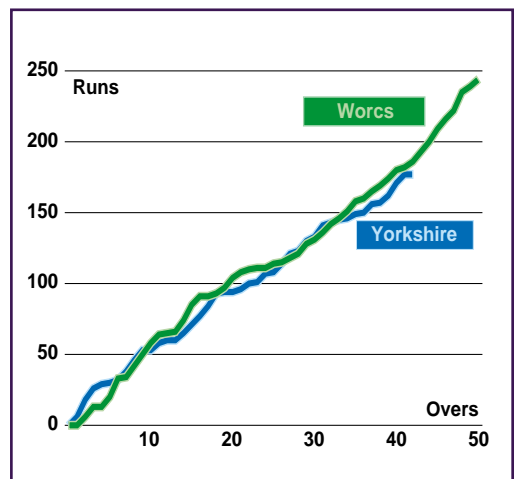
Man-of-match: V.S.Solanki

Fourth Round v Yorkshire, 28th May at New Road

First 15 Overs Scoring Breakdown

Over	1	2	3	4	5	6	7	8	9	10	11	12	13	14	15
Worcs	0	6	13	13	20	33	34	42	50	58	64	65	66	74	85
Yorkshire	6	18	26	29	30	32	38	46	53	53	58	60	60	65	71

Run Graph



Scorecard

NEW ROAD: Worcestershire beat Yorkshire by 67 runs

Yorkshire won toss

WORCESTERSHIRE INNINGS

Runs	6s	4s	Bls	Min	
S D Peters c Craven b Gough	5	0	0	18	15
V S Solanki c Vaughan b Gray	60	0	12	56	91
G A Hick c Lumb b Hoggard	19	0	4	17	24
*B F Smith lbw b Silverwood	0	0	0	2	8
A J Hall lbw b Bresnan	12	0	2	25	27
D A Leatherdale b Gough	80	2	5	87	103
G J Batty lbw b Bresnan	14	0	0	32	27
†S J Rhodes st Blakey b Vaughan	29	0	1	46	46
Kabir Ali not out	8	0	0	11	20
M S Mason not out	3	0	0	7	5
Extras (b1 lb1 w3 nb2)	14				
Total (for 8, 50 overs)	244				

Fall: 1-13, 2-50, 3-59, 4-92, 5-107, 6-130, 7-209, 8-235.

Did Not Bat: M Hayward.

Bowling: Silverwood 10-1-49-1, Gough 10-2-43-2, Hoggard 0-3-0-1, Craven 0-3-0-8-0, Bresnan 10-0-53-2, Gray 10-1-37-1, Yuvraj Singh 6-0-27-0, Vaughan 3-0-18-1.

YORKSHIRE INNINGS

Runs	6s	4s	Bls	Min	
M J Lumb c Batty b Hayward	0	0	0	2	1
M Vaughan c Leatherdale b Batty	47	1	5	74	109
C E W Silverwood b Hayward	17	0	3	12	10
*M Wood c Leatherdale b Mason	29	0	3	55	83
Yuvraj Singh b Hayward	27	0	4	32	38
†R J Blakey c Solanki b Hayward	23	0	2	38	42
V J Craven c Leatherdale b Batty	1	0	0	7	9
T T Bresnan c Leatherdale b Hall	14	0	3	16	21
A K D Gray run out	0	0	0	4	2
D Gough lbw b Hayward	0	0	0	1	1
M J Hoggard not out	7	0	1	7	11
Extras (lb3 w7 nb2)	12				
Total (41.1 overs)	177				

Fall: 1-0, 2-26, 3-100, 4-108, 5-145, 6-150, 7-156, 8-157, 9-157.

Bowling: Hayward 10-0-49-5, Kabir Ali 7-0-47-0, Hall 6-1-1-31-1, Mason 8-1-22-1, Batty 10-1-25-2.

Umpires: A Clarkson and N A Mallender.

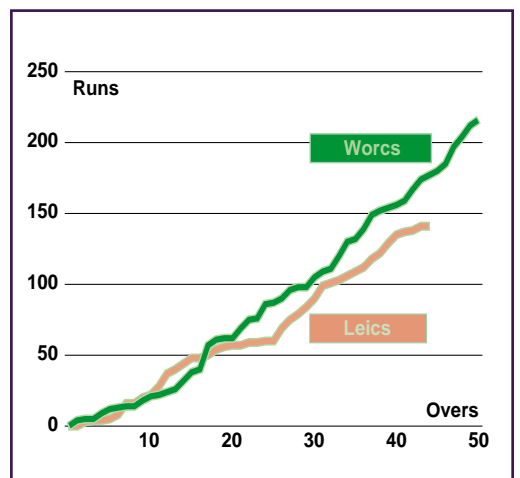
Man-of-match: D A Leatherdale

Quarter Final v Leicestershire, 10th/11th June at Grace Road

First 15 Overs Scoring Breakdown

Over	1	2	3	4	5	6	7	8	9	10	11	12	13	14	15
Worcs	4	5	5	9	12	13	14	14	18	21	22	24	26	32	38
Leics	0	3	4	4	5	8	16	16	20	22	28	37	40	44	48

Run Graph



Scorecard

GRACE ROAD: Worcestershire beat Leicestershire by 75 runs

Worcestershire won toss

WORCESTERSHIRE INNINGS

Runs	6s	4s	Bls	Min	
V S Solanki c DeFreitas b Dagnall	4	0	1	13	13
A Singh run out	74	0	7	125	168
Kadeer Ali c Snape b Maddy	30	0	4	51	60
*B F Smith c Brignull b Maddy	0	0	0	3	1
A J Hall c Brignull b Maddy	0	0	0	1	0
D A Leatherdale run out	62	1	7	82	118
G J Batty run out	1	0	0	2	5
Kabir Ali c Hodge b Dagnall	7	0	0	10	5
†S J Rhodes not out	17	0	1	12	19
M S Mason not out	1	0	0	1	0
Extras (lb10 w10)	20				
Total (for 8, 50 overs)	216				

Fall: 1-9, 2-62, 3-62, 4-62, 5-173, 6-176, 7-184, 8-215.

Did Not Bat: M A Harrity.

Bowling: DeFreitas 10-2-21-0, Dagnall 10-3-20-2, Brignull 7-0-44-0, Maddy 8-1-44-3, Grove 3-0-14-0, Stevens 5-0-24-0, Snape 7-0-39-0.

LEICESTERSHIRE INNINGS


Runs	6s	4s	Bls	Min	
J K Maunders c Harrity b Mason	11	0	1	45	55
V Sehwa lbw b Mason	2	0	0	17	22
D I Stevens lbw b Hall	34	0	6	26	41
B J Hodge lbw b Harrity	4	0	1	14	20
D L Maddy lbw b Hall	0	0	0	1	4
†P A Nixon c Smith b Leatherdale	17	0	1	64	86
J N Snape b Harrity	2	0	0	14	20
*P DeFreitas c Kabir Ali b L'dale	30	0	6	27	29
C E Dagnall not out	24	0	1	32	44
D S Brignull c Smith b Mason	5	0	1	11	8
J O Grove c Rhodes b Harrity	2	0	0	12	8
Extras (b1 lb4 w5)	10				
Total (43.5 overs)	141				

Fall: 1-5, 2-44, 3-48, 4-48, 5-54, 6-60, 7-98, 8-129, 9-137.

Bowling: Kabir Ali 6-1-20-0, Mason 10-3-28-3, Hall 7-3-11-2, Harrity 7.5-0-23-3, Leatherdale 9-0-42-2, Batty 4-0-12-0.

Umpires: T E Jesty and A A Jones.

Man-of-match: A Singh



Lancashire's route to the semi-finals

Third Round v Devon, 8th May at Exmouth

First 15 Overs Scoring Breakdown

Over	1	2	3	4	5	6	7	8	9	10	11	12	13	14	15
Devon	2	4	5	6	9	10	10	15	19	21	28	33	33	40	48
Lancashire	0	8	10	21	21	31	33	40	40	47	51	57	59	60	60

Scorecard

THE MAER GROUND: Lancashire beat Devon by 9 wickets
Lancashire won Toss
DEVON INNINGS

	Runs	6s	4s	Bls	Min
M.P.Hunt c Flintoff b Martin	2	0	0	21	24
M.J.Wood lbw b Martin	13	0	1	26	34
J.P.Duminy c Hegg b Wood	25	1	3	41	49
*R.I.Dawson c Hegg b Wood	8	0	0	22	25
A.V.Suppiah b Flintoff	10	0	2	14	24
D.F.Lye c Flintoff b Wood	0	0	0	9	10
N.D.Hancock not out	73	2	7	82	99
A.J.Procter c Hegg b Flintoff	12	0	2	9	11
†M.L.Allin b Flintoff	19	0	2	37	46
R.B.Bryan b Yates	0	0	0	16	12
I.E.Bishop c Flintoff b Wood	7	0	0	19	22
Extras (b 1, lb 4, w 4, nb 2, p 0)	11				
Total (49.1 overs)	180				

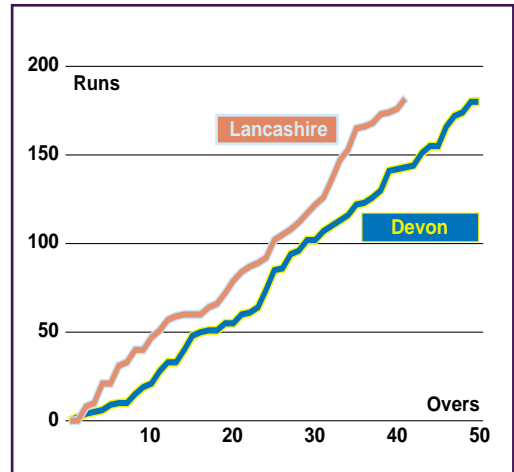
Bowling: Martin 10-3-30-2, Chapple 9-0-29-0, Wood 8.1-2-33-4, Flintoff 10-0-54-3, Yates 10-1-20-1, Chilton 2-0-9-0.

LANCASHIRE INNINGS

	Runs	6s	4s	Bls	Min
M.J.Chilton st Allin b Suppiah	51	0	4	97	143
I.J.Sutcliffe not out	89	0	9	127	153
M.B.Loye not out	6	0	1	20	13
Extras (b 0, lb 4, w 32, nb 0, p 0)	36				
Total (40.4 overs)(for 1 wkt)	182				

Fall: 1-166
Did not bat: A.J.Swann, S.G.Law, A.Flintoff, G.Chapple, W.K.Hegg, G.Yates, J.Wood, P.J.Martin.
Bowling: Bishop 10-4-19-0, Bryan 5-0-51-0, Hancock 3-0-20-0, Procter 10-1-38-0, Duminy 3-0-17-0, Suppiah 7-0-24-1, Lye 2-4-0-9-0.
Umpires: R.K.Illingworth and G.Sharp
Man-of-match: N.D.Hancock

Run Graph



Fourth Round v Durham, 28th May at Riverside

First 15 Overs Scoring Breakdown

Over	1	2	3	4	5	6	7	8	9	10	11	12	13	14	15
Lancashire	2	4	7	8	12	18	22	26	27	37	37	44	48	48	57
Durham	7	15	16	20	22	22	26	31	32	37	42	43	43	46	51

Scorecard

RIVERSIDE: Lancashire beat Durham by 143 runs
Durham won toss
LANCASHIRE INNINGS

	Runs	6s	4s	Bls	Min
M J Chilton c Mustard b Harmison	22	0	2	57	75
M B Loye b Pretorius	1	0	0	6	11
S G Law c Sub b Phillips	59	2	6	64	88
C L Hooper c & b Harmison	61	3	2	72	84
A Flintoff c Mustard b Pretorius	31	0	5	29	30
A J Swann run out	20	0	1	31	31
G Chapple c Harmison b Pretorius	6	0	0	11	18
*†W K Hegg b Killeen	4	0	0	9	9
P J Martin b Killeen	1	0	0	2	6
S I Mahmood not out	5	0	0	7	13
J M Anderson not out	7	0	0	12	9
Extras (b4 lb3 w5)	12				
Total (for 9, 50 overs)	229				

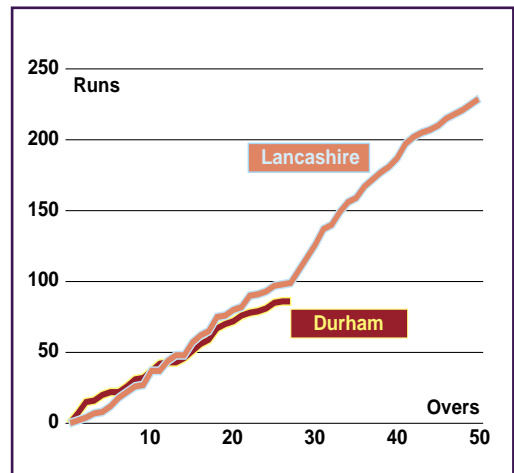
Fall: 1-7, 2-76, 3-97, 4-158, 5-203, 6-206, 7-215, 8-217, 9-219.
Bowling: Pretorius 10-1-32-3, Killeen 10-1-42-2, Harmison 10-0-37-2, Pattison 6-0-38-0, Phillips 10-0-50-1, Muchall 4-0-23-0.

DURHAM INNINGS

	Runs	6s	4s	Bls	Min
N Peng c Law b Mahmood	44	0	5	62	107
†P Mustard c Flintoff b Anderson	0	0	0	1	1
G J Muchall c Chilton b Anderson	4	0	1	9	9
G J Pratt c Hegg b Martin	1	0	0	4	2
*J J B Lewis lbw b Martin	0	0	0	1	1
I Pattison c & b Anderson	5	0	0	10	10
N C Phillips c Hegg b Martin	1	0	0	3	3
N Killeen b Chapple	18	0	1	55	56
D Pretorius c Hooper b Mahmood	2	0	0	15	12
S J Harmison not out	0	0	0	0	0
M L Love abs	0	0	0	0	0
Extras (b1 lb1 w7 nb2)	11				
Total (26.3 overs)	86				

Fall: 1-1, 2-15, 3-16, 4-16, 5-23, 6-26, 7-79, 8-86, 9-86.
Bowling: Anderson 5-1-14-3, Martin 6-1-22-3, Chapple 8-1-25-1, Mahmood 2-3-0-8-2, Hooper 5-0-15-0.
Umpires: I J Gould and J F Steele.
Man-of-match: S G Law

Run Graph



Quarter Final v Middlesex, 11th June at Old Trafford

First 15 Overs Scoring Breakdown

Over	1	2	3	4	5	6	7	8	9	10	11	12	13	14	15
Lancashire	4	8	8	12	15	20	21	23	25	29	35	36	43	50	64
Middlesex	1	3	7	9	9	14	15	16	16	18	22	26	32	40	46

Scorecard

OLD TRAFFORD: Lancashire beat Middlesex by 57 runs
Lancashire won toss
LANCASHIRE INNINGS

	Runs	6s	4s	Bls	Min
M B Loye c Noffke b Weekes	74	1	5	113	158
I J Sutcliffe c Cook b Hutton	32	0	5	45	63
S G Law c Hutton b Weekes	25	1	3	23	20
C L Hooper c & b Keegan	11	0	1	21	16
A Flintoff c Hutton b Razaq	13	1	0	21	19
M J Chilton b Razaq	34	1	2	44	59
G Chapple not out	45	3	3	25	36
*†W K Hegg run out	7	0	0	8	12
K W Hogg not out	0	0	0	0	0
Extras (lb1 lb4 w6)	11				
Total (for 7, 50 overs)	252				

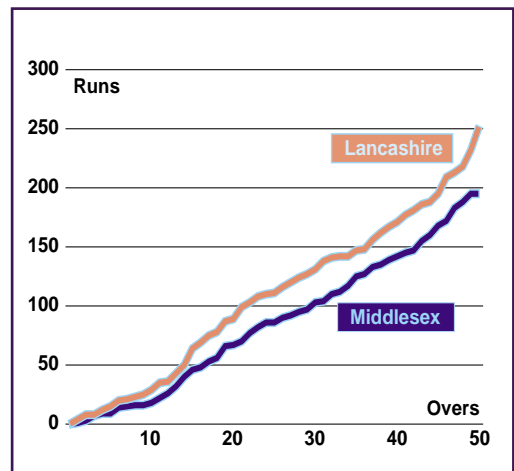
Fall: 1-69, 2-103, 3-120, 4-141, 5-180, 6-213, 7-246.
Did Not Bat: P J Martin, J M Anderson.
Bowling: Keegan 10-2-30-1, Noffke 10-1-37-0, Cook 8-0-60-0, Abdul Razaq 10-1-51-2, Hutton 2-0-14-1, Weekes 10-0-55-2.

MIDDLESEX INNINGS

	Runs	6s	4s	Bls	Min
P N Weekes c Chilton b Anderson	8	0	1	13	20
*A J Strauss c Law b Martin	32	0	1	72	106
O A Shah lbw b Martin	1	0	0	4	2
E C Joyce c Hegg b Martin	6	0	1	12	12
D C Nash c Hegg b Chapple	13	0	2	25	29
Abdul Razaq lbw b Flintoff	18	0	3	22	27
B L Hutton b Hooper	27	0	2	49	50
S J Cook b Hooper	8	0	0	17	24
A A Noffke c Loye b Martin	19	0	1	27	35
†D Alleyne c & b Flintoff	19	0	1	34	34
C B Keegan not out	29	2	1	20	23
Extras (lb9 w6)	15				
Total (49.1 overs)	195				

Fall: 1-13, 2-14, 3-22, 4-55, 5-86, 6-86, 7-104, 8-139, 9-147.
Bowling: Martin 10-2-34-4, Anderson 10-0-33-1, Hogg 7-0-34-0, Chapple 8-0-34-1, Flintoff 6.1-1-22-2, Hooper 8-0-29-2.
Umpires: J H Evans and B Leadbeater.
Man-of-match: M B Loye

Run Graph





Trophy results & fixtures 2003

Round One Thursday 29th Aug 2002 (30th Aug Reserve Day)

1. Oxfordshire lost to Lancashire CB by 31 runsLuton
2. Berkshire beat Ireland by 4 wicketsFinchampstead
3. Worcestershire CB beat Dorset by 5 wicketsKidderminster
4. *Denmark lost to Leics CB by 4 wicketsRatcliffe College
5. Cornwall beat Somerset CB by 2 runsCamborne
6. Middlesex CB beat Derbyshire CB by 38 runsSouthgate
7. Warwickshire CB lost to Herefordshire by 73 runsCoventry & NW
8. Gloucestershire CB lost to Surrey CB by 17 runsBristol
9. Buckinghamshire beat Suffolk by 230 runsDinton
10. Hampshire CB beat Wiltshire by 94 runsHursley Park
11. Bedfordshire beat Hertfordshire by 8 wicketsLuton Town
12. Cumberland beat Notts CB by 86 runsKeswick
13. Cheshire beat Huntingdonshire by 12 runsToft
14. Northamptonshire CB lost to Yorkshshire CB by 57 runsNorthampton

*Leicestershire CB played at Home, as Denmark's pitch has not yet been approved for staging Trophy matches.
Teams receiving 1st round byes: Devon, Sussex CB, Essex CB, Shropshire, Norfolk, Lincolnshire, Kent CB, Durham CB, Scotland, Holland, Northumberland, Cambridgeshire, Staffordshire, Wales Minor Counties

Round Two Thursday 12 Sep 2002 (13 Sep Reserve Day)

15. Scotland beat Lancashire CB by 3 wicketsAberbeenshire
16. Berkshire beat Norfolk by 6 wicketsReading
17. Worcestershire CB beat Sussex CB by 6 wicketsKidderminster
18. Kent CB beat Leicestershire CB by 7 wicketsThe Mote
19. Wales lost to Cornwall by 24 runsMargam
20. Middlesex CB lost to Cambridgeshire by 7 wicketsSouthgate
21. Durham CB beat Herefordshire by 50 runsDarlington
22. Essex CB beat Surrey CB by 49 runsChelmsford
23. Buckinghamshire beat Shropshire by 11 runsBeaconsfield
24. Hampshire CB lost to Staffordshire by 105 runsWinchester
25. Bedfordshire beat Netherlands by 10 wicketsBedford Town
26. Devon beat Cumberland by 127 runsExmouth
27. Cheshire lost to Lincolnshire by 4 runsNeston
28. Northumberland beat Yorkshshire CB by 126 runsJesmond

The Duckworth/Lewis system

All Cheltenham & Gloucester Trophy matches have a reserve day, but if play is still lost to the weather the Duckworth Lewis system can be used to reset targets. The system is based on what percentage of its resources (overs and wickets) a team have left.

With 50 overs left and 10 wickets remaining, a team has 100 per cent of its resources left. The table shows the percentage of resources at other stages in the innings.

The procedure for working out targets is as follows:

- 1** For each innings: Use the table to calculate the resource percentage lost by the interruption and therefore calculate the resource percentage still available.
- 2** If team 2 have less resources available than team 1, calculate the ratio of the resources available to both teams. Team 2's revised target is obtained by scaling down team 1's score by this ratio.
- 3** If team 2 have more resources available than team 1, calculate the amount by which team 2's resources exceeds team 1's. Work this out as a percentage of 235 (the average 50-over score in ECB matches and one-day internationals). This gives the extra runs to add to team 1's score to give team 2's target.

WICKETS LOST ▶	0	2	5	7	9
OVERS LEFT ▼					
50	100	83.8	49.5	26.5	7.6
40	90.3	77.6	48.3	26.4	7.6
30	77.1	68.2	45.7	26.2	7.6
25	68.5	61.8	43.4	25.9	7.6
20	58.9	54.0	40.0	25.2	7.6
10	34.1	32.5	27.5	20.6	7.5

Round Three Wednesday 7 May 2003 (8 May Reserve Day)

- 29 Bedfordshire lost to Warwickshire by 15 runsLuton
- 30 Durham CB lost to Glamorgan by 86 runsDarlington
- 31 Buckinghamshire lost to Gloucestershire by 324 runsAscott Park, Wing
- 32 Cambridgeshire lost to Yorkshire by 85 runsMarch
- 33 Essex CB lost to Essex 42 runsChelmsford
- 34 Kent CB lost to Derbyshire by 171 runsCanterbury
- 35 Worcestershire CB lost to Worcestershire by 170 runsNew Road
- 36 Berkshire lost to Durham 8 wicketsReading CC
- 37 Lincolnshire lost to Nottinghamshire by 4 wicketsLincoln Lindum
- 38 Cornwall lost to Kent 5 wicketsTruro
- 39 Staffordshire lost to Surrey 9 runsStone
- 40 Scotland lost to Somerset by 10 wicketsThe Grange
- 41 Devon lost to Lancashire by 9 wicketsExmouth
- 42 Northumberland lost to Leicestershire by 90 runsJesmond
- 43 Northamptonshire lost to Middlesex by 26 runsNorthampton
- 44 Hampshire lost to Sussex by 4 wicketsRose Bowl

Round Four Wednesday 28th May 2003 (29 May Reserve Day)

- 45 Middlesex beat Sussex by 17 runsLord's
- 46 Leicestershire beat Nottinghamshire by 99 runsGrace Road
- 47 Durham lost to Lancashire by 143 runsRiverside
- 48 Somerset lost to Surrey by 6 runsTaunton
- 49 Kent lost to Gloucestershire by 5 wicketsCanterbury
- 50 Worcestershire beat Yorkshire by 67 runsNew Road
- 51 Warwickshire beat Essex by 3 wicketsEdgbaston
- 52 Glamorgan lost to Derbyshire by 7 wicketsSophia Gardens

Quarter-Final 1 Tuesday 10th June 2003 (11th June Reserve Day)

- 53 Leicestershire lost to Worcestershire by 75 runsGrace Road

Quarter-Finals 2, 3 & 4 Wednesday 11th June 2003 (12th June Reserve Day)

- 54 Derbyshire beat Surrey by 137 runsDerby
- 55 Lancashire beat Middlesex by 57 runsOld Trafford
- 56 Warwickshire lost to Gloucestershire by 5 wicketsEdgbaston

Semi-Final 1 Thursday 7th August 2003 (8th August Reserve Day)

- 57 Gloucestershire v DerbyshireBristol

Semi-Final 2 Saturday 9th August 2003 (10th August Reserve Day)

- 58 Worcestershire v LancashireNew Road

Final Saturday 30th August 2003 (31st August Reserve Day)

- 59 FinalLord's

Playing conditions

- One innings per side of up to 50 overs. A maximum of 10 overs per bowler.
- Scheduled hours of play 11am to 6.45pm. Each innings scheduled to last a maximum three hours and 45 minutes. There will normally be two sessions of play of three hours and 30 minutes each, with an interval from 2.30pm to 3.25pm. The interval will be reduced if necessary.
- Two drinks intervals per innings, but these can be cancelled to make up time lost to interruptions.
- The fielding side can be penalised for slow over rates by the addition of runs to the batting side's total.
- For the first 15 overs a minimum of seven fielders plus the bowler and wicket-keeper must be inside the fielding circle as the ball is bowled. For the rest of the innings a minimum of four fielders plus the bowler and wicket-keeper must be inside the circle. The restrictions are lifted earlier when the number of overs is reduced.
- In the event of a tie, the team losing fewer wickets will win. If the sides are still level, the higher score after 15 overs will win.
- In rounds one and two, run rate may be used to set a revised target after a suspension of play. From round three onwards, the Duckworth Lewis system will be used.





Competition Records 1963-2003

Highest totals

Total	Teams	Venue	Year
438 for 5	Surrey v Glamorgan	The Oval	2002
429	Glamorgan v Surrey	The Oval	2002
413 for 4	Somerset v Devon	Torquay	1990
406 for 5	Leicestershire v Berkshire	Leicester	1996
404 for 3	Worcestershire v Devon	Worcester	1987
401 for 7	Gloucestershire v Buckinghamshire	Wing	2003
392 for 5	Warwickshire v Oxfordshire	Birmingham	1984

Highest total batting second

To Lose	Total	Teams	Venue	Year
	429	Glamorgan v Surrey	The Oval	2002

To Win	Total	Teams	Venue	Year
	329 for 5	Sussex v Derbyshire	Derby	1997

Lowest totals

Total	Teams	Venue	Year
39	Ireland v Sussex	Hove	1994
41	Cambridgeshire v Buckinghamshire	Cambridge	1972
41	Middlesex v Essex	Westcliff	1972
41	Shropshire v Essex	Wellington	1974

Largest victories

Total	Teams	Venue	Year
346 runs	Somerset beat Devon	Torquay	1990
324 runs	Gloucestershire beat Bucks	Wing	2003
304 runs	Sussex beat Ireland	Belfast	1996
299 runs	Worcestershire beat Devon	Worcester	1987

Highest partnerships for each wicket (*denotes unbroken partnership)

Wkt	Runs	Batsmen	Teams	Year
1	311	A.J.Wright & N.J. Trainor	Gloucestershire v Scotland	1997
2	286	I.S.Anderson & A.Hill	Derbyshire v Cornwall	1986
3	309*	T.S.Curtis & T.M.Moody	Worcestershire v Surrey	1994
4	234*	D.Lloyd & C.H.Lloyd	Lancashire v Gloucs	1978
5	166	M.A.Lynch & G.R.J.Roope	Surrey v Durham	1982
6	226	N.J.Llong & M.V.Fleming	Kent v Cheshire	1999
7	170	D R Brown & A F Giles	Warwickshire v Essex	2003
8	112	A.L.Penberthy & J.E.Emburey	Northants v Lancashire	1996
9	87	M.A.Nash & A.E.Cordle	Glamorgan v Lincs	1974
10	81	S.Turner & R.E.East	Essex v Yorkshire	1982

Highest scores (Individual)

Player	Runs	Teams	Venue	Year
A.D.Brown	268	Surrey v Glamorgan	The Oval	2002
A.I.Kallicharran	206	Warwickshire v Oxfordshire	Birmingham	1984
V.J.Wells	201	Leicestershire v Berkshire	Leicester	1996
T.M.Moody	180*	Worcestershire v Surrey	The Oval	1994
J.M.Dakin	179	Leicestershire v Wales	Swansea	2001
C.G.Greenidge	177	Hampshire v Glamorgan	Southampton	1975
A.J.Wright	177	Gloucestershire v Scotland	Bristol	1997
D.R.Clarke	176*	Bedfordshire v Derby CB	Dunstable	2001
G.A.Hick	172*	Worcestershire v Devon	Worcester	1987
V.P.Terry	165*	Hampshire v Berkshire	Southampton	1985
V.S.Solanki	164*	Worcestershire v Worcs CB	New Road	2003
C.J.Tavare	162*	Somerset v Devon	Torquay	1990
I.V.A.Richards	162*	Glamorgan v Oxfordshire	Swansea	1993

Best Bowling (Individual)

Player	Figs	Teams	Venue	Year
M.A.Holding	8-21	Derbyshire v Sussex	Hove	1988
D.L.Underwood	8-31	Kent v Scotland	Edinburgh	1987
A.L.Dixon	7-15	Kent v Surrey	The Oval	1967
R.P.Lefebvre	7-15	Somerset v Devon	Torquay	1990
N.V.Radford	7-19	Worcs v Bedfordshire	Bedford	1991
D.Gough	7-27	Yorkshire v Ireland	Headingley	1997
P.J.Sainsbury	7-30	Hampshire v Norfolk	Southampton	1965
S.P.Davis	7-32	Durham v Lancashire	Chester-le-St	1983

Highest total by a minor county

Total	Teams	Venue	Year
367 for 3	Bedfordshire v Derbyshire CB	Dunstable	2001
323 for 7	Hertfordshire v Leicestershire(R)	Radlett	1999

Most hundreds (Individual)

Total	Player	Team	Career span
8	R.A.Smith	Hampshire	1985-2002

Fastest hundred (Individual)

Balls	Player	Teams	Venue	Year
36	G.D.Rose	Somerset v Devon	Torquay	1990

Most runs in a career (Individual)

Total	Player	Team	Career span
2547 (av 48.98)	G.A.Gooch	Essex	1973-1996

Most wickets in a career (Individual)

Total	Player	Team(s)	Career span
88 wkts (av 14.35)	A.A.Donald	Warks & Worcs	1987-2002
81 wkts (av 14.85)	G.G.Arnold	Surrey & Sussex	1963-1980

Most dismissals in a career (Individual)

Dismissals	Player	Team	Career span
103 (87ct, 16st)	R.C.Russell	Gloucestershire	1981-2003
74 (64ct, 10st)	S J Rhodes	Worcestershire	1985-2003

Most catches in a career (Individual)

Catches	Player	Team	Career span
28	W.Larkins	Various	1976-2002

Most Economical Analysis (Individual - 12 Overs)

O	M	R	W	Player	Teams	Venue	Year
12	9	3	1	J.Simmons	Lancashire v Suffolk	Bury St Edmunds	1985

Most Expensive Analysis (Individual)

O	M	R	W	Player	Teams	Venue	Year
9	0	108	3	S.D.Thomas	Glamorgan v Surrey	The Oval	2002

Most Dismissals in an Innings (Individual)

8 (8 ct)	D.J.Piper	Worcestershire v Herefordshire	Hertford	2001
7 (7 ct)	A.J.Stewart	Surrey v Glamorgan	Swansea	1994
6 (5 ct, 1 st)	R.W.Taylor	Derbyshire v Essex	Derby	1981
6 (4 ct, 2 st)	T.Davies	Glamorgan v Staffordshire	Stone	1986

Most Catches in an Innings (Individual)

Cts	Player	Teams	Venue	Year
4	A.S.Brown	Gloucestershire v Middlesex	Bristol	1963
4	G.Cook	Northamptonshire v Glamorgan	Northampton	1972
4	C.G.Greenidge	Hampshire v Cheshire	Southampton	1981
4	D.C.Jackson	Durham v Northamptonshire	Darlington	1984
4	T.S.Smith	Hertfordshire v Somerset	St Albans	1984
4	H.Morris	Glamorgan v Scotland	Edinburgh	1988
4	C.C.Lewis	Nottinghamshire v Worcs	Nottingham	1992
4	G.Yates	Lancashire v Essex	Old Trafford	2000
4	D.P.Fulton	Kent v Northamptonshire	Canterbury	2001

Hat-tricks (Individual) in chronological order

Player	Teams	Venue	Year
D.A.D.Sydenham	Surrey v Cheshire	Hoylelake	1964
R.N.S.Hobbs	Essex v Middlesex	Lord's	1968
N.M.McVicker	Warwickshire v Lincolnshire	Birmingham	1971
G.S.le Roux	Sussex v Ireland	Hove	1985
M.Jean-Jacques	Derbyshire v Nottinghamshire	Derby	1987
J.F.M.O'Brien	Cheshire v Derbyshire	Chester	1988
R.A.Pick	Nottinghamshire v Scotland	Trent Bridge	1995
J.E.Emburey	Northamptonshire v Cheshire	Northampton	1996
A.R.Caddick	Somerset v Gloucestershire	Taunton	1996
D.Gough	Yorkshire v Ireland	Headingley	1997
P.J.Swanepole	Somerset v Yorkshire CB	Scarborough	2002
B.V.Taylor	Sussex v Leicestershire	Leicester	2002





Match Results Summary 1963-2003

Team	P	W	L	Trophy Winners	Losing Finalists	MOM Awards
1 Lancashire	119	86	33	7	3	76
2 Warwickshire	120	84	36	5	6	73
3 Middlesex	107	70	37	4	2	60
4 Sussex	104	67	37	4	4	60
5 Somerset	105	67	38	2	3	60
6 Surrey	106	66	40	1	3	55
7 Northants	102	63	39	2	5	54
8 Hampshire	102	62	40	1	-	61
9 Kent	96	57	39	2	3	54
10 Yorkshire	93	55	38	3	-	45
11 Gloucestershire	93	55	38	3	-	57
12 Worcestershire	94	55	39	1	3	50
13 Essex	91	52	39	2	1	52
14 Leicestershire	89	48	41	-	1	48
15 Glamorgan	88	47	41	-	1	43
16 Notts	85	45	40	1	1	45
17 Derbyshire	83	45	38	1	2	49
18 Durham	51	18	33	-	-	23
19 Kent CB	13	8	5	-	-	9
20 Bedfordshire	25	8	17	-	-	10
21 Buckinghamshire	30	8	22	-	-	10
22 Lincolnshire	24	7	17	-	-	6
23 Hertfordshire	29	6	23	-	-	11
24 Berkshire	28	6	22	-	-	7
25 Scotland	26	6	20	-	-	7
26 Staffordshire	31	6	25	-	-	7
27 Shropshire	23	5	18	-	-	9
28 Durham CB	10	5	5	-	-	4
29 Cheshire	27	5	22	-	-	7
30 Cumberland	22	5	17	-	-	5
31 Suffolk	26	5	21	-	-	6
32 Devon	29	5	24	-	-	14
33 Yorkshire CB	10	5	5	-	-	6
34 Wales CB	6	4	2	-	-	4
35 Cambridgeshire	27	4	23	-	-	12
36 Ireland	27	4	23	-	-	7
37 Cornwall	16	4	11	-	-	7
38 Herefordshire	11	4	7	-	-	5
39 Northumberland	16	4	15	-	-	6
40 Holland	11	3	8	-	-	5
41 Sussex CB	8	3	5	-	-	2
42 Wales (Minor Counties)	9	3	6	-	-	1
43 Norfolk	25	3	22	-	-	3
44 Surrey CB	8	3	5	-	-	3
45 Hampshire CB	8	3	5	-	-	4
46 Warwickshire CB	8	3	5	-	-	4
47 Worcestershire CB	8	3	5	-	-	3
48 Derbyshire CB	7	2	5	-	-	2
49 Huntingdonshire	7	2	5	-	-	2
50 Middlesex CB	7	2	5	-	-	2
51 Wiltshire	19	2	17	-	-	2
52 Gloucestershire CB	7	2	5	-	-	2
53 Oxfordshire	24	2	22	-	-	4
54 Essex CB	7	2	5	-	-	3
55 Lancashire CB	7	2	5	-	-	3
56 Leicestershire CB	7	2	5	-	-	3
57 Northamptonshire CB	6	1	5	-	-	2
58 Dorset	18	1	17	-	-	3
59 Denmark	4	0	4	-	-	-
60 Somerset CB	5	0	5	-	-	2
61 Nottinghamshire CB	5	0	5	-	-	-

Finals

1963	Sussex	bt	Worcestershire	by 14 runs
1964	Sussex	bt	Warwickshire	by eight wickets
1965	Yorkshire	bt	Surrey	by 175 runs
1966	Warwickshire	bt	Worcestershire	by five wickets
1967	Kent	bt	Somerset	by 32 runs
1968	Warwickshire	bt	Sussex	by four wickets
1969	Yorkshire	bt	Derbyshire	by 69 runs
1970	Lancashire	bt	Sussex	by six wickets
1971	Lancashire	bt	Kent	by 24 runs
1972	Lancashire	bt	Warwickshire	by four wickets
1973	Gloucestershire	bt	Sussex	by 40 runs
1974	Kent	bt	Lancashire	by four wickets
1975	Lancashire	bt	Middlesex	by seven wickets
1976	Northamptonshire	bt	Lancashire	by four wickets
1977	Middlesex	bt	Glamorgan	by five wickets
1978	Sussex	bt	Somerset	by five wickets
1979	Somerset	bt	Northamptonshire	by 45 runs
1980	Middlesex	bt	Surrey	by seven wickets
1981	Derbyshire	bt	Northamptonshire	by losing fewer wickets
1982	Surrey	bt	Warwickshire	by nine wickets
1983	Somerset	bt	Kent	by 24 runs
1984	Middlesex	bt	Kent	by four wickets
1985	Essex	bt	Nottinghamshire	by one run
1986	Sussex	bt	Lancashire	by seven wickets
1987	Nottinghamshire	bt	Northamptonshire	by three wickets
1988	Middlesex	bt	Worcestershire	by three wickets
1989	Warwickshire	bt	Middlesex	by four wickets
1990	Lancashire	bt	Northamptonshire	by seven wickets
1991	Hampshire	bt	Surrey	by four wickets
1992	Northamptonshire	bt	Leicestershire	by eight wickets
1993	Warwickshire	bt	Sussex	by five wickets
1994	Worcestershire	bt	Warwickshire	by eight wickets
1995	Warwickshire	bt	Northants	by four wickets
1996	Lancashire	bt	Essex	by 129 runs
1997	Essex	bt	Warwickshire	by nine wickets
1998	Lancashire	bt	Derbyshire	by nine wickets
1999	Gloucestershire	bt	Somerset	by 50 runs
2000	Gloucestershire	bt	Warwickshire	by 22 runs (D/L)
2001	Somerset	bt	Leicestershire	by 41 runs
2002	Yorkshire	bt	Somerset	by six wickets



Individual Teams Records 1963-2002

Derbyshire

Highest Total	365-3	v Cornwall	1986
Highest Total Batting Second	287-9	v Lancashire	1996
Lowest Total (completed Innings)	79	v Surrey	1967
Highest Score (Individual)	173*	M.J.Di Venuto v Derbyshire CB	2000
Best Bowling (Individual)	8-21	M.A.Holding v Sussex	1988
Most Runs in a career (Individual)	1426	K.J.Barnett	44 matches
Most Wickets in a career (Individual)	46	D.G.Cork	24 matches
Most Dismissals in a career (Individual)	66	R.W.Taylor	39 matches
Most catches in a career (Individual)	17	K.J.Barnett	44 matches

Glamorgan

Highest Total	429	v Surrey	2002
Highest Total Batting Second	429	v Surrey	2002
Lowest Total (completed Innings)	76	v Northamptonshire	1968
Highest Score (Individual)	162*	I.V.A.Richards v Oxfordshire	1993
Best Bowling (Individual)	5-13	R.J.Shastri v Scotland	1988
Most Runs in a career (Individual)	1805	M.P.Maynard	46 matches
Most Wickets in a career (Individual)	45	S.L.Watkin	36 matches
Most Dismissals in a career (Individual)	29	C.P.Metson	28 matches
Most catches in a career (Individual)	23	M.P.Maynard	46 matches

Kent

Highest Total	384-6	v Berkshire	1994
Highest Total Batting Second	339	v Somerset	2002
Lowest Total (completed Innings)	60	v Somerset	1979
Highest Score (Individual)	136*	C.L.Hooper v Berkshire	1994
Best Bowling (Individual)	8-31	D.L.Underwood v Scotland	1987
Most Runs in a career (Individual)	1247	B.W.Luckhurst	28 matches
Most Wickets in a career (Individual)	77	D.L.Underwood	57 matches
Most Dismissals in a career (Individual)	65	A.P.E.Knott	46 matches
Most catches in a career (Individual)	21	D.L.Underwood	57 matches

Durham

Highest Total	326-4	v Herefordshire	1995
Highest Total Batting Second	305-9	v Glamorgan	1991
Lowest Total (completed Innings)	82	v Worcestershire	1968
Highest Score (Individual)	132	M.A.Gough v Wales	2002
Best Bowling (Individual)	7-32	S.P.Davis v Ireland	1983
Most Runs in a career (Individual)	392	S.Greensword	20 matches
Most Wickets in a career (Individual)	20	P.J.Kippax	9 matches
Most Dismissals in a career (Individual)	17	A.R.Fothergill	10 matches
Most catches in a career (Individual)	7	S.R.Atkinson	12 matches

Gloucestershire

Highest Total	401-7	v Buckinghamshire	2003
Highest Total Batting Second	306-6	v Leicestershire	1983
Lowest Total (completed Innings)	82	v Nottinghamshire	1987
Highest Score (Individual)	177	A.J.Wright v Scotland	1997
Best Bowling (Individual)	6-21	C.A.Walsh v Kent	1990
Most Runs in a career (Individual)	1293	A.J.Wright	32 matches
Most Wickets in a career (Individual)	48	D.A.Graveney	38 matches
Most Dismissals in a career (Individual)	103	R.C.Russell	59 matches
Most catches in a career (Individual)	19	C.W.J.Athey	24 matches

Lancashire

Highest Total	381-3	v Hertfordshire	1999
Highest Total Batting Second	299-5	v Middlesex	1990
Lowest Total (completed Innings)	59	v Worcestershire	1963
Highest Score (Individual)	135*	A.Flinton v Surrey	2000
Best Bowling (Individual)	6-18	G.Chapple v Essex	1996
Most Runs in a career (Individual)	1920	C.H.Lloyd	42 matches
Most Wickets in a career (Individual)	79	J.Simmons	57 matches
Most Dismissals in a career (Individual)	63	W.K.Hegg	46 matches
Most catches in a career (Individual)	27	J.Simmons	57 matches

Essex

Highest Total	386-5	v Wiltshire	1988
Highest Total Batting Second	319-9	v Lancashire	1992
Lowest Total (completed Innings)	57	v Lancashire	1996
Highest Score (Individual)	144	G.A.Gooch v Hampshire	1990
Best Bowling (Individual)	5-8	J.K.Lever v Middlesex	1972
Most Runs in a career (Individual)	2547	G.A.Gooch	57 matches
Most Wickets in a career (Individual)	70	J.K.Lever	44 matches
Most Dismissals in a career (Individual)	32	D.E.East	21 matches
Most catches in a career (Individual)	26	G.A.Gooch	57 matches

Hampshire

Highest Total	371 for 4	v Glamorgan	1975
Highest Total Batting Second	326-9	v Leicestershire	1987
Lowest Total (completed Innings)	98	v Lancashire	1975
Highest Score (Individual)	177	C.G.Greenidge v Glamorgan	1975
Best Bowling (Individual)	7/30	P.J.Sainsbury v Norfolk	1965
Most Runs in a career (Individual)	2364	R.A.Smith	47 matches
Most Wickets in a career (Individual)	Player	Wickets	Matches
	80	C.A.Connor	38 matches
Most catches in a career (Individual)	Player	Catches	Matches
	22	R.A.Smith	47 matches
Most Dismissals in a career (Individual)	49	R.J.Parks	33 matches

Leicestershire

Highest Total	406-5	v Berkshire	1996
Highest Total Batting Second	295-6	v Derbyshire	1998
Lowest Total (completed Innings)	56	v Northamptonshire	1964
Highest Score (Individual)	201	V.J.Wells v Berkshire	1996
Best Bowling (Individual)	6-20	K.Higgs v Staffordshire	1975
Most Runs in a career (Individual)	1516	D.I.Gower	34 matches
Most Wickets in a career (Individual)	35	A.D.Mullally	20 matches
Most Dismissals in a career (Individual)	33	P.A.Nixon	22 matches
Most catches in a career (Individual)	12	B.F.Smith	22 matches





Individual Teams Records 1963-2002

Middlesex

Highest Total	304 for 7	v Surrey	1995
Highest Total Batting Second	291-5	v Surrey	1990
Lowest Total (completed Innings)	41	v Essex	1972
Highest Score (Individual)	158	G.D.Barlow v Lancashire	1984
Best Bowling (Individual)	6-15	W.W.Daniel v Sussex	1980
Most Runs in a career (Individual)	2148	M.W.Gatting	67 matches
Most Wickets in a career (Individual)	70	W.W.Daniel	34 matches
Most Dismissals in a career (Individual)	54	P.R.Downton	35 matches
Most catches in a career (Individual)	26	M.W.Gatting	67 matches

Somerset

Highest Total	413-4	v Devon	1990
Highest Total Batting Second	339-9	v Warwickshire	1995
Lowest Total (completed Innings)	58	v Middlesex	2000
Highest Score (Individual)	162*	C.J.Tavare v Devon	1990
Best Bowling (Individual)	7-15	R.P.Lefebvre v Devon	1990
Most Runs in a career (Individual)	1209	I.V.A.Richards	31 matches
Most Wickets in a career (Individual)	65	J.Garner	26 matches
Most Dismissals in a career (Individual)	44	R.J.Turner	28 matches
Most catches in a career (Individual)	16	I.V.A.Richards	31 matches

Warwickshire

Highest Total	392-5	v Oxfordshire	1984
Highest Total Batting Second	322-5	v Sussex	1993
Lowest Total (completed Innings)	98	v Leicestershire	1998
Highest Score (Individual)	206	A.I.Kallicharran v Oxfordshire	1984
Best Bowling (Individual)	6-32	K.Ibadulla v Hampshire	1965
Most Runs in a career (Individual)	1950	D.L.Amiss	57 matches
Most Wickets in a career (Individual)	87	A.A.Donald	35 matches
Most Dismissals in a career (Individual)	54	K.J.Piper	41 matches
Most catches in a career (Individual)	22	T.L.Penney	39 matches

Northamptonshire

Highest Total	360 for 2	v Staffordshire	1990
Highest Total Batting Second	290-5	v Essex	1993
Lowest Total (completed Innings)	62	v Leicestershire	1974
Highest Score (Individual)	145	R.J.Bailey v Staffordshire	1991
Best Bowling (Individual)	7/37	N.A.Mallender v Worcestershire	1984
Most Runs in a career (Individual)	1998	A.J.Lamb	53
Most Wickets in a career (Individual)	40	J.P.Taylor	29
Most Dismissals in a career (Individual)	48	D.Ripley	43
Most catches in a career (Individual)	24	G.Cook	42

Surrey

Highest Total	438-5	v Glamorgan	2002
Highest Total Batting Second	350	v Worcestershire	1994
Lowest Total (completed Innings)	74	v Kent	1967
Highest Score (Individual)	268	A.D.Brown v Glamorgan	2002
Best Bowling (Individual)	7-33	R.D.Jackman v Yorkshire	1970
Most Runs in a career (Individual)	1842	A.J.Stewart	50 matches
Most Wickets in a career (Individual)	62	R.D.Jackman	28 matches
Most Dismissals in a career (Individual)	53	A.J.Stewart	31 matches
Most catches in a career (Individual)	19	G.R.J.Roope	32 matches

Worcestershire

Highest Total	404-3	v Devon	1987
Highest Total Batting Second	284-3	v Somerset	1990
Lowest Total (completed Innings)	98	v Durham	1968
Highest Score (Individual)	180*	T.M.Moody v Surrey	1994
Best Bowling (Individual)	7-19	N.V.Radford v Bedfordshire	1991
Most Runs in a career (Individual)	2180	G.A.Hick	48 matches
Most Wickets in a career (Individual)	49	S.R.Lampitt	33 matches
Most Dismissals in a career (Individual)	74	S.J.Rhodes	52 matches
Most catches in a career (Individual)	25	G.A.Hick	48 matches

Nottinghamshire

Highest Total	344-6	v Northumberland	1994
Highest Total Batting Second	314-8	v Northamptonshire	1995
Lowest Total (completed Innings)	123	v Yorkshire	1969
Highest Score (Individual)	149*	D.W.Randall v Devon	1988
Best Bowling (Individual)	6-10	K.P.Evans v Northumberland	1994
Most Runs in a career (Individual)	1708	R.T.Robinson	45 matches
Most Wickets in a career (Individual)	50	R.A.Pick	29 matches
Most Dismissals in a career (Individual)	48	B.N.French	31 matches
Most catches in a career (Individual)	17	R.T.Robinson	45 matches

Sussex

Highest Total	384-9	v Ireland	1996
Highest Total Batting Second	329-5	v Derbyshire	1997
Lowest Total (completed Innings)	49	v Derbyshire	1969
Highest Score (Individual)	158	R.K.Rao v Derbyshire	1997
Best Bowling (Individual)	6-9	A.I.C.Dodemaide v Ireland	1990
Most Runs in a career (Individual)	1157	P.W.G.Parker	37 matches
Most Wickets in a career (Individual)	56	A.Buss	31 matches
Most Dismissals in a career (Individual)	39	P.Moore	28 matches
Most catches in a career (Individual)	14	M.A.Buss	29 matches

Yorkshire

Highest Total	345-5	v Nottinghamshire	1996
Highest Total Batting Second	290-7	v Worcestershire	1982
Lowest Total (completed Innings)	76	v Surrey	1970
Highest Score (Individual)	146	G.Boycott v Surrey	1965
Best Bowling (Individual)	7-27	D.Gough v Ireland	1997
Most Runs in a career (Individual)	1378	G.Boycott	40 matches
Most Wickets in a career (Individual)	56	D.Gough	27 matches
Most Dismissals in a career (Individual)	55	R.J.Blakey	44 matches
Most catches in a career (Individual)	23	D.Byas	34 matches

